

## 2026 LEADERBOARD

Rank	Athlete	Total Points
1.	Sims, Odyssey	3,449
2.	Gardner, Rebekah	3,379
3.	Mack, Natasha	3,283
4.	Russell, Mercedes	3,043
5.	Bell, Kierstan	3,027
6.	Morrow, Aneesah	2,770
7.	Barker, Sarah Ashlee	2,684
8.	Clark, Alysha	2,645
9.	Chen, Kaitlyn	2,575
10.	Charles, Tina	2,545
11.	Cannon, Emma	2,470
12.	Forbes, McKenzie	2,414
13.	Sherrod, Jaylyn	2,187
14.	Berger, Grace	2,173
15.	Traylor, Kayana	2,148
16.	Brown, Lexie	2,095
17.	Taylor, Asia	2,059
18.	Cooke, Zia	2,012
19.	Atkins, Ariel	2,010
20.	Peddy, Shey	1,995
21.	Stokes, Kiah	1,955
22.	Harrison, Dorie	1,939
23.	Leslie, Kiara	1,915
24.	Nye, Aaliyah	1,850
25.	Paopao, Te-Hina	1,832
26.	Coates, Alaina	1,827
27.	Smith, NaLyssa	1,819
28.	Powers, Aerial	1,776
29.	Hall, Bree	1,746
30.	Nurse, Kia	1,674
31.	Pili, Alissa	1,668
32.	Muldrow, Teana	1,588
33.	Lacey, JoJo	1,475
34.	Sheldon, Jacy	1,418
35.	Kelly, Deja	1,286
36.	Hartley, Bria	1,228
37.	Harris, Rebecca	1,104
38.	Turner, Brianna	1,000
39.	Holmes, Sequoia	793
40.	Harrison, Isabelle	791
41.	Hearn, Air	440

## 2026 STATISTICAL LEADERS

Scoring Average	21.9	Odyssey Sims
Rebound Average	14.3	Natasha Mack
Field Goal Pct.	.655	Rebekah Gardner
3-Point Field Goal Pct.	.429	3 players
Free Throw Pct.	.857	Kia Nurse
Offensive Rebounds	31	Natasha Mack
Defensive Rebounds	69	Natasha Mack
Total Rebounds	100	Natasha Mack
Fouls Committed	26	Teana Muldrow
Fouls Drawn	42	Odyssey Sims
Assists	35	Kaitlyn Chen
Blocked Shots	23	Natasha Mack
Steals	16	Ariel Atkins
Leaderboard Points	3,449	Odyssey Sims
Win Points	2,460	Kierstan Bell
Stat Points	1,423	Natasha Mack
MVP Points	420	Odyssey Sims

## AU STATISTICS AND INFORMATION

- **Director (Primary Contact):** Eric Rhew  
eric@auprosports.com • 410-530-4791 (cell)
- **Manager (Secondary Contact):** Ryan Legarsky  
ryan@auprosports.com • 724-422-8731 (cell)



**OUR COURT. OUR GAME.**



# AU PRO BASKETBALL

## 2026 GAME NOTES

### GAME 15 • 5:30 P.M. CT • NASHVILLE MUNICIPAL AUDITORIUM



#### ECLIPSE (0-1)

#### GLOW (1-0)

**Captain**.....Shey Peddy  
2026 Captain Record.....0-1  
Career Captain Record.....0-1  
**Coach**.....Zak Buncik

**Captain**.....Natasha Mack  
2026 Captain Record.....1-0  
Career Captain Record.....1-0  
**Coach**.....Chaz Franklin

#### WEEK THREE SCHEDULE

February 18 vs. Gold Rush.....L, 95-88  
February 20 vs. Glow.....5:30 p.m. CT  
February 21 vs. Rhythm.....5:30 p.m. CT

#### WEEK THREE SCHEDULE

February 18 vs. Rhythm.....W, 80-78  
February 20 vs. Eclipse.....5:30 p.m. CT  
February 21 vs. Gold Rush.....8 p.m. CT

### GAME 16 • 8 P.M. CT • NASHVILLE MUNICIPAL AUDITORIUM



#### RHYTHM (0-1)

#### GOLD RUSH (1-0)

**Captain**.....Rebekah Gardner  
2026 Captain Record.....3-1  
Career Captain Record.....3-1  
**Coach**.....Kia Vaughn

**Captain**.....Odyssey Sims  
2026 Captain Record.....1-0  
Career Captain Record.....20-20  
**Coach**.....Edniesha Curry

#### WEEK THREE SCHEDULE

February 18 vs. Glow.....W, 80-78  
February 20 vs. Gold Rush.....8 p.m. CT  
February 21 vs. Eclipse.....5:30 p.m. CT

#### WEEK THREE SCHEDULE

February 18 vs. Eclipse.....W, 95-88  
February 20 vs. Rhythm.....8 p.m. CT  
February 21 vs. Glow.....8 p.m. CT

## JUST THE FACTS

- Week Three of the 2026 Athletes Unlimited Pro Basketball season continues on Friday, February 20, with a pair of games inside Nashville Municipal Auditorium ... The doubleheader starts at 5:30 p.m. CT when Eclipse faces Glow, while Rhythm aims to secure its first win at 8 p.m. CT against Gold Rush.
- Both of Friday night's games will air on the ESPN App and the WNBA App along with the Tennessee Valley Sports and Entertainment Network ... **Kevin Barnett** and **Sydney Colson** will have the call during the opener, while **Cindy Brunson** and **Sheryl Swoopes** handle the nightcap ... **Anna Camden** serves as the reporter for both games.

## THIS DATE IN AU PRO BASKETBALL HISTORY

- **February 20, 2025:** Forward **Maya Caldwell** contributed 19 points with nine rebounds and forward **Alysha Clark** added a double-double as Team Caldwell held off a late rally from Team Siegrist for an 82-72 victory at Nashville Municipal Auditorium ... Caldwell made 6-of-12 field goal attempts and all six free throws to claim MVP 1 notice and 542 leaderboard points, while Clark added a team-high 21 points with a game-high 14 rebounds to finish with 583 leaderboard points in an MVP 2 performance.
- **February 20, 2025:** Guards **Odyssey Sims** and **Kierstan Bell** combined for 28 points in the second half as Team Sims overcame a double-digit deficit to defeat Team Harrison, 84-81, inside Nashville Municipal Auditorium ... Sims led all players with 26 points while dishing out a season-high 12 assists in an MVP 1 effort, while Bell pitched in 18 points while pulling down six rebounds ... Forward **Isabelle Harrison** led Team Harrison in the loss with 23 points and 12 rebounds.

## IN CASE YOU MISSED IT ...

- **Glow 80, Rhythm 78:** Forward **Natasha Mack**'s jumper with 5.5 seconds left in the fourth quarter propelled Glow to an 80-78 win over Rhythm in the Week Three opener ... Guard **Jaylyn Sherrod** scored a career-high 15 points in the victory for Glow, while Mack contributed 14 points with a season-high 17 rebounds for her fifth double-double of the season ... Rhythm was led by guard **Rebekah Gardner**, who earned MVP 2 accolades after posting a season-high 18 points on 7-of-13 shooting from the field.
- **Gold Rush 95, Eclipse 88:** Guard **Odyssey Sims** scored a game-high 18 points, including 13 in the first half, to lead Gold Rush to a 95-88 victory over Eclipse ... Sims also dished out a game-high six assists to secure MVP 1 honors, while forward **Aneesah Morrow** added 16 points with nine rebounds ... Forward **NaLyssa Smith** paced Eclipse in the loss with her third double-double of the season, scoring 16 points with 15 rebounds.

## OUR COURT, OUR STORY

- Friday night marks the second AU Pro Basketball "Impact Night" of the 2026 season ... "Our Court, Our Story" centers around the dynamic history of women's basketball and celebrates the legends who have shaped the game, broken barriers and laid the foundation for the next generation of basketball players.
- Athletes Unlimited is partnering with Legends of the Ball to help celebrate this history ... Legends of the Ball works to promote the historic and social relevance of the WBL, the first women's professional basketball league in the United States, to inspire future generations to break through barriers, realize their potential and become leaders for positive change.

## MAKING AN IMPACT

- Guards **Lexie Brown** and **Jacy Sheldon** and forward **Isabelle Harrison** have been named as the three nominees for the 2026 AU Pro Basketball Impact Award, which honors athletes who have demonstrated exceptional civic leadership through their athlete causes and community engagement.

IN CASE WE NEED OVERTIME ...

- There have been seven overtime games in Athletes Unlimited Pro Basketball history, including three contests that have required multiple periods to decide a winner.
- Stat points are not accrued by individual players during the overtime periods and the only win points awarded are the game win points in addition to any quarter win points that rolled over from regulation.
- In 2023, Athletes Unlimited Pro Basketball implemented its version of the “Elam Ending” ... Should a game remain tied following the first overtime period, the first team to score seven points in the “Elam Ending” period wins.
- Each team receives a 30-second timeout in addition to any unused timeouts from regulation during the first overtime period ... During the “Elam Ending” period, each team is limited to just one 30-second timeout.

OVERTIME GAMES • AU PRO BASKETBALL HISTORY

Date	Final Score	No. of OTs
January 28, 2022	Team Carrington 110, Team Russell 104	2
February 18, 2022	Team Hawkins 113, Team Cloud 110	1
February 26, 2022	Team Hawkins 116, Team Cloud 111	3
February 23, 2023	Team Williams 96, Team Sims 93	1
March 4, 2023	Team Harrison 109, Team Sims 107	2*
March 10, 2023	Team Hillmon 91, Team Sims 85	1
March 14, 2024	Team Cloud 105, Team T. Mitchell 101	1

\* - Elam Ending for second overtime period

- GREAT EIGHT
- Guard **Kierstan Bell** has won eight straight games dating back to last season after helping Gold Rush defeat Eclipse by a 95-88 count on Wednesday ... Bell is the only player in the league who has not lost a game this season entering Friday’s games.
  - Bell is the fifth player in AU Pro Basketball history to record a win streak of eight or more games ... Guard **Allisha Gray** established the league record with nine consecutive wins from March 17, 2023 to March 7, 2024.
  - The longest win streak in any Athletes Unlimited sport is 11 games, which has been done twice ... Libero **Morgan Hentz** had an 11-match win streak spanning the 2022 and 2023 AU Pro Volleyball Championship seasons, while opposite **Brittany Abercrombie** won 11 straight matches during the 2024 volleyball campaign.

MOST CONSECUTIVE GAME WINS • AU PRO BASKETBALL HISTORY

Rank	Player	No.	Start Date	End Date
1.	Allisha Gray	9	March 17, 2023	March 7, 2024
2.	MeMe Jackson	8	March 9, 2024	March 23, 2024
	Natasha Cloud	8	March 17, 2023	March 3, 2024
	Caliya Robinson	8	March 18, 2023	March 7, 2024
	Kierstan Bell	8	March 2, 2025	TBD

- ON THE OTHER HAND ...
- Guard **Sequoia Holmes** and forward **Brianna Turner** open Friday’s games as the only two players in the league without a game victory this season ... Holmes has lost 11 of her last 13 games, including the last eight in a row, dating back to last season.

- SIXTH SENSE
- Guard **Odyssey Sims** received her sixth straight Game MVP citation on Wednesday with MVP 1 recognition after Gold Rush’s 95-88 victory over Eclipse ... It also marked her 33rd career Game MVP award, including her 11th MVP 1 honor.
  - Sims is the fourth different player in AU Pro Basketball history to garner Game MVP plaudits in six or more games in a row ... It has been done five times, including a pair of instances by guard **Allisha Gray**.
  - Forward **Maddy Siegrist** secured 11 straight Game MVP awards from February 5 to March 1, 2025, which ranks as the longest streak in any Athletes Unlimited sport.
  - Sims has earned Game MVP recognition in five or more games in a row three times in her AU Pro Basketball career ... In addition to her current six-game run, she had a string of five consecutive Game MVP awards from February 26 to March 8, 2023 in addition to five straight certificates from February 12-20, 2025.

MOST CONSECUTIVE GAME MVP AWARDS • AU PRO BASKETBALL HISTORY

Rank	Player	No.	Start Date	End Date
1.	Maddy Siegrist	11	February 5, 2025	March 1, 2025
2.	Allisha Gray	9	March 17, 2023	March 7, 2024
3.	Allisha Gray	7	March 10, 2024	March 23, 2024
4.	Kelsey Mitchell	6	February 24, 2023	March 8, 2023
	Odyssey Sims	6	February 6, 2026	TBD

- MILESTONE MOMENT
- After fashioning a season-high 427 leaderboard points against Eclipse on Wednesday, guard **Lexie Brown** became the second player in AU Pro Basketball history to surpass 20,000 career leaderboard points ... The five-year AU veteran has secured 20,066 leaderboard points entering Friday’s tilt between Gold Rush and Rhythm.
  - Brown also ranks second in league history with 12,130 career win points, while her 7,096 win points are good for fourth place on the league’s all-time chart.

AU PRO BASKETBALL CAREER LEADERBOARD POINT LEADERS

Rank	Player	LPTS	Seasons
1.	Odyssey Sims	27,516	2022-pres.
2.	Lexie Brown	20,066	2022-pres.
3.	Isabelle Harrison	19,428	2022-pres.
4.	Kierstan Bell	16,640	2023-pres.
5.	Natasha Cloud	16,244	2022-24

- MILESTONE MOMENT, PART TWO
- Guard **Odyssey Sims** became the first player in AU Pro Basketball history to record 2,000 career MVP points after receiving MVP 1 notice in Gold Rush’s 95-88 victory over Eclipse on Wednesday ... Sims, who has tallied a league-high 420 MVP points this season, enters Friday’s doubleheader with 2,040 career MVP points.
  - Sims has earned a league-record 33 career Game MVP awards, which are tied with attacker **Sam Apuzzo** (lacrosse) for the second-highest total among all AU sports.

AU PRO BASKETBALL CAREER MVP POINT LEADERS

Rank	Player	LPTS	Seasons
1.	Odyssey Sims	2,040	2022-pres.
2.	Kelsey Mitchell	1,470	2022-24
3.	Allisha Gray	1,290	2023-24
4.	Isabelle Harrison	1,080	2022-pres.
5.	Natasha Cloud	990	2022-24

ATHLETES UNLIMITED CAREER MVP AWARD LEADERS • ALL SPORTS

Rank	Player	Sport	Awards	Seasons
1.	Bethania De La Cruz-Mejía	Volleyball	37	2021-25
2.	Sam Apuzzo	Lacrosse	33	2021-24
	Odyssey Sims	Basketball	33	2022-pres.
4.	Rachel Garcia	Softball *	29	2022-pres.

\* - includes AUX, Championship Season & All-Star Cup competition

- SHINING BRIGHT
- Teams wearing the Glow jersey have authored a league-best 6-1 record this season, including a five-game win streak, following an 80-78 triumph against Rhythm to open Week Three on Wednesday ... The lone setback came with a 100-92 decision against Eclipse on February 6.
  - Glow has also excelled offensively by averaging 91.3 points per contest, including a league-high 110 points during the Week Two opener against Rhythm on February 11.

- FEELING BLUE
- Rhythm is the only team without a win this season after the squad dropped an 80-78 setback against Glow to open Wednesday’s doubleheader ... Rhythm has been limited to an average of 80.7 points per game in the seven losses.
  - Teams wearing the Rhythm jersey have failed to reach 80 points in 4-of-7 games entering Friday, including a league-low 72 points against Gold Rush on February 6.
  - In five AU Pro Basketball seasons, teams wearing the designated Blue jersey have fashioned a 22-39 record, including a 3-16 mark in the last two years.

- SIMPLY PERFECT
- Gold Rush went a perfect 15-for-15 from the free throw line in its win over Eclipse on Wednesday, marking the fifth time in league history where a team has gone perfect at the foul line with at least 15 attempts.
  - The league single-game record for the best effort at the free throw line belongs to Team Hawkins, which went 27-for-27 against Team Cloud on February 18, 2022 in a 113-110 overtime victory.

- MACK ATTACK
- Forward **Natasha Mack** enters Friday’s game against Rhythm as the only player in the league to grab 10 or more rebounds in all seven games this season after collecting a season-high 17 rebounds against Eclipse on Wednesday.
  - Mack also leads the league with 100 total rebounds through seven games ... She is the first player in AU Pro Basketball history to grab 100 or more rebounds in the first seven games of a season.
  - No player has ever recorded 10 or more rebounds in every game during a season in AU Pro Basketball history ... Forward **NaLyssa Smith** owns the AU single-season record by grabbing 10 or more rebounds in 12-of-15 games during the 2023 season, while forward **Tianna Hawkins** had 11 double-digit rebound games in 2022.

SEEING DOUBLE

- Forward **Natasha Mack** has registered a double-double in five of her last six games after netting 14 points with a season-high 17 rebounds against Eclipse on Wednesday night ... Mack is one of three players in the league with multiple double-double performances, joining forwards **Aneesah Morrow** (4) and **Nalyssa Smith** (3).

BUILDING BLOCKS

- Forward **Natasha Mack** has tallied 23 blocked shots over her first seven games this season after posting three rejections against Rhythm on Wednesday.
- Mack has moved into second place on the AU Pro Basketball single-season list with her 23 rejections ... Forward **Emily Engstler** established the single-season standard with 28 blocks over 12 games in 2024.
- Mack, who has two or more blocked shots in 6-of-7 games this season, tied the AU Pro Basketball single-game mark by swatting six shots against Rhythm on February 11 ... Engstler set the record against Team Gray on February 29, 2024.

AU PRO BASKETBALL SINGLE-SEASON BLOCKED SHOT LEADERS

Rank	Player	Blocks	Season
1.	Emily Engstler	28	2024
2.	Natasha Mack	23	2026
3.	Theresa Plaisance	22	2023
	Laeticia Amihere	22	2024
5.	Kalani Brown	17	2022

DOUBLE YOUR PLEASURE

- Forward **Nalyssa Smith** authored the 15th double-double of her AU Pro Basketball career on Wednesday against Gold Rush after scoring 16 points with a season-high 15 rebounds ... Smith enters Friday's game against Glow just one double-double shy of matching the league's career mark, which was set by guard **Crystal Bradford**.
- Smith has fashioned a double-double in 15-of-22 games, including a league-record 12 double-doubles during the 2023 season when she won the league title.

POSITIVE DEVELOPMENT

- After being limited to just six points in her AU Pro Basketball debut on February 4, guard **Sarah Ashlee Barker** has put together six consecutive double-digit scoring efforts after a 14-point showing against Rhythm on Wednesday morning.
- Barker has posted a 13.3 scoring average during the current six-game run, including a season-high 16 points against Glow last Saturday ... She is also shooting 54.4 percent (31-of-57) from the field while collecting 439.0 leaderboard points per contest.

IN THE RIGHT DIRECTION

- Forward **Alysha Clark** is averaging 14.0 points per game over her last three outings after scoring 30 total points in her first four games ... Clark has recorded 10 or more points in two of the last three contests, including a season-high 17 points last Friday against Glow.
- Clark chipped in 16 points against Gold Rush on Wednesday, converting 5-of-7 field goal attempts, including a perfect 3-for-3 from three-point range.

THAT'S MORE LIKE IT

- Guard **Shey Peddy** has posted four straight double-digit scoring games after opening the season with just 13 total points in her first three outings ... The reigning AU Pro Basketball Defensive Player of the Year owns a 14.0 scoring average during the four-game run after her 12-point effort on Wednesday night.
- Peddy netted a season-high 19 points last Friday against Glow to claim MVP 1 notice.

MAGIC NUMBER = 20

- Guard **Kia Nurse** has posted 20 or more points in 4-of-7 games this season, which is tied for the league lead with guard **Odyssey Sims** ... Nurse has received Game MVP notice following each of her 20-point performances, including Saturday night when she netted 20 points against Glow to receive MVP 1 plaudits.
- Nurse opened the campaign with back-to-back 22-point efforts against Glow and Gold Rush before tallying 21 points against Rhythm in an MVP 3 effort last Friday.

ON A ROLL

- Guard **Odyssey Sims** has registered 31 consecutive double-digit scoring outcomes after her 18-point effort against Eclipse on Wednesday night ... She has registered 10 or more points in every contest since the start of the 2024 season.
- Sims, the league's all-time leading point scorer, owns the league's career standard with 59 double-digit scoring efforts, including 44 games with at least 20 points and 15 fixtures of 30 or more points.
- The three-time AU Pro Basketball medalist also stands as one of two players in the league's history to register multiple 40-point contests.

A BAKER'S DOZEN

- Guard **Zia Cooke** has recorded 13 straight double-digit scoring efforts after contributing 11 points in Rhythm's setback against Glow on Wednesday ... In addition to her seven double-digit efforts this season, Cooke finished the 2024 campaign with 10 or more points in six straight outings.

A LOOK AHEAD ...

- AU Pro Basketball's Week Three schedule wraps up on Saturday, February 21, with a doubleheader inside Nashville Municipal Auditorium ... Eclipse and Rhythm begin the evening with a 5:30 p.m. CT meeting before Glow and Gold Rush square off at 8 p.m. CT.

## AU PRO BASKETBALL 101

### WHO WE ARE

Athletes Unlimited is a new model of professional sports where athletes are decision makers and individual players are champions of team sports. We literally change the game with faster play and fluid teams, delivering next-level competition and engagement in which every moment counts.

Our athletes are in charge of their team and league decisions, and of their individual success. We reboot timetables, rosters and game play to create fast and exciting competition that speaks to contemporary sports fans, bringing them close to the action and the athletes in games where every moment counts. We incorporate the player-centric model that fans love about fantasy sports. We use digital media platforms and cutting-edge technology to connect fans deeply to athletes at the top of their game on and off the field, and to the game itself.

### HOW THE TEAMS ARE SELECTED

A draft will be held prior to each week's games. Each week's four captains will be selected using the following procedures:

- » **Week One:** Captains will be determined by a random selection among returning players who wish to be included in the lottery
- » **Week Two and Week Three:** Captains will be the top four players on the leaderboard for the previous week only (i.e. The Week Two captains will be the top four players from Week One leaderboard)
- » **Week Four:** Captains will be the top four players on the cumulative season leaderboard (first three weeks)

The captains will then fill their rosters by selecting nine other players. Each draft will be held on the Sunday before the week's games.

Weekly teams are assigned according to the captain's rank on the leaderboard. The top-scoring captain's team will play as the "Gold Rush," while the second-highest point scorer's team dons the "Glow" jerseys. The third-place team will wear "Rhythm" jerseys and the fourth-place team will play as the "Eclipse."

Each team consists of 10 players and there are no limits on the number of players at a specific position (guard, forward, center, guard/forward etc.).

### RULES OF INTEREST

**Timing:** Four 10-minute (10:00) stopped time quarters will be played during a regulation game with a 24-second shot clock in play. Halftime will be 15 minutes in length.

**Overtime:** If the game score is tied after regulation, a five-minute (5:00) overtime period will be played to determine the winner. Should the score remain tied following the overtime period, a subsequent "Elam Ending" period will be held with the winner of the game being the first team to score seven (7) or more points.

**Timeouts:** Each team is permitted three (3) 30-second timeouts and one (1) 60-second timeout during regulation play and all timeouts carry over from the first half to the second half. In addition, each team will be given one (1) additional 30-second timeout at the start of the overtime period in addition to any timeouts remaining prior to the period. In the event of an "Elam Ending" period, each team will receive one (1) 30-second timeout, but cannot use any other carryover timeouts.

**Media Timeouts:** One (1) media timeout will be called at the first dead ball at or below the five-minute (5:00) mark of each quarter unless a team-called timeout or Captain's Challenge occurs before that time frame. In addition, the first team-called timeout or Captain's Challenge of the second half becomes a media timeout.

**Captain's Challenges:** A captain or other determined team representative may initiate replay review of certain events subject to the provisions of the rule as set out below. Replay reviews triggered under this rule shall be referred to as a 'Captain's Challenge,' or 'Challenge' for short.

Each team is entitled to one (1) challenge in the first 38 minutes of the game and one (1) Challenge in the last two minutes of the fourth quarter, overtime period or "Elam Ending" period.

A team may utilize a Challenge to trigger replay review of the following events: (1) a called personal foul charged to its own team, and (2) a called out of bounds violation. If the challenge is unsuccessful, the team will be charged with a timeout.

Replay review of the following events, among others, are not considered "challengeable" events: (1) a called personal foul charged to the opposing team, (2) continuation – i.e., whether a defensive foul occurred prior to the offensive player beginning her shooting motion, (3) a technical or flagrant foul, and (4) violations – i.e., traveling, carrying, double dribble, offensive or defensive three seconds, etc.

### INDIVIDUAL LEADERBOARD

While traditional statistics are kept during an Athletes Unlimited Pro Basketball game, players receive individual points based on those statistics. Points earned through statistics, quarter wins, game wins and Game MVP selections are used to create an individual leaderboard, which determines each week's captains and the season's individual champion.

Points are awarded at the following increments during the game:

Made 3-Point Field Goal	30 Points
Made 2-Point Field Goal	20 Points
Made Free Throw	10 Points
Offensive Rebound	10 Points
Assist	10 Points
Steal	10 Points
Blocked Shot	10 Points
Offensive Foul Drawn	8 Points
Defensive Rebound	5 Points
Shooting Foul Drawn	4 Points
Personal Foul Drawn	4 Points
Shooting Foul Committed	-8 Points
Personal Foul Committed	-8 Points
Other Foul Committed	-8 Points
Turnover	-10 Points
Missed Free Throw	-10 Points
Missed 2-Point Field Goal	-10 Points
Missed 3-Point Field Goal	-10 Points
Offensive Foul Committed	-16 Points

If an overtime and/or "Elam Ending" period is required, the stats accumulated during the extra period(s) do not earn any individual points for the athletes on the leaderboard. In addition, there are no additional team quarter win points for the extra period(s).

In addition, athletes will be awarded 60 individual points if their team wins a single quarter. If the teams score the same number of points in a quarter, the points carry over to the next quarter.

Athletes on the winning team in each game will be awarded 180 individual points toward the individual leaderboard.

A total of three MVPs will be selected following each game by the competing athletes with the top player earning 90 points. The second MVP will receive 60 points, while the third MVP claims 30 points.

### POSTSEASON AWARDS

At the conclusion of the 2026 AU Pro Basketball season, medals will be presented to the top four finishers on the leaderboard in addition to the Defensive Player of the Year and the Newcomer of the Year. An All-Defensive Team will also be recognized as part of the closing ceremony.

### ATHLETE COMPENSATION

Athletes are compensated in three ways during an AU Pro Basketball season, including base pay, win bonuses (quarter and game wins) and a leaderboard bonus.

### ATHLETE CAUSES

The Athlete Causes program, powered by Give Lively, provides funding to each player's chosen charity equal to 100 percent of their season win bonus and players will have the opportunity to create their own fundraising pages to support the organizations of their choice.

### MEDALS

The top four players on the season's final leaderboard in addition to the Defensive Player of the Year and Newcomer of the Year honorees will receive a medal designed and fabricated for Athletes Unlimited by Lisa Issenberg, founder of Kiitellä, inc. The front face of the medal represents the identity of Athletes Unlimited, while the back face of the medal leans into the specific sport, the year, location and words about Athletes Unlimited's vision, mission and values on and off the field - Excellence in Community and Leadership.

### THE BOOK OF UNLIMITED

The Book of Unlimited was designed, handmade and bound for Athletes Unlimited. The book weighs nearly 25 pounds, measures approximately 12" by 18" and contains nearly 500 pages. The champion, along with all who competed, are inscribed into the book. In addition, The Book of Unlimited also contains a history of achievements in Athletes Unlimited, including stories, highlights and events.

The book is opened during the Opening Ceremony for each season and is closed after the champion is named and her name is inscribed into the book following the Closing Ceremony. The tradition began during Athletes Unlimited Pro Softball's inaugural season in 2020.

## ATHLETE CAUSES

The Athlete Causes program, powered by Give Lively, provides funding to each player's chosen charity equal to 100 percent of their season win bonus and players will have the opportunity to create their own fundraising pages to support the organizations of their choice.

No.	Name	Cause
0	Jaylyn Sherrod	MDFNation Foundation
1	Te-Hina Paopao	American Cancer Society
2	Isabelle Harrison	Lupus Foundation of America
4	Lexie Brown	Athletes vs. Crohn's & Colitis
5	NaLyssa Smith	Lupus Foundation of America
6	Aaliyah Nye	Jijak Foundation
7	Alysha Clark	Mt. Juliet Help Center
8	Sequoia Holmes	Vegas Elite Girls Basketball Club
9	Brianna Turner	Justice for all Immigrants
10	Bree Hall	Back to the Motherland
11	Kia Nurse	Play Like a Girl
12	McKenzie Forbes	People's Programs
13	Sarah Ashlee Barker	Athletes in Action
14	Zia Cooke	Ladies of Academic & Athletic Excellence
15	Jacy Sheldon	Beyond Ability Matters
16	Bria Hartley	Bronx Lacrosse
17	Grace Berger	Friends of Metro Animal Services
18	Teana Muldrow	The Virago Project
20	Kaitlyn Chen	Team IMPACT
21	Mercedes Russell	American Cancer Society
22	JoJo Lacey	King Wolf Animal Sanctuary

No.	Name	Cause
23	Aerial Powers	Health-E-Gamer Foundation
24	Aneesah Morrow	Books Between Kids Houston
25	Deja Kelly	Gigi's Playhouse
26	Kiara Leslie	Play 4 Kay (Kay Yow Cancer Fund)
28	Dorie Harrison	Scars Uncovered
30	Rebecca Harris	Chapter 510
31	Tina Charles	Hopey's Heart Foundation
32	Asia Taylor	Legends League Cares
33	Natasha Mack	BeLikeCJ Foundation
34	Shey Peddy	The Virago Project
35	Rebekah Gardner	New Heights NYC
40	Kiah Stokes	Reproductive Freedom for All Foundation
41	Alaina Coates	FAAM Foundation
42	Emma Cannon	Society for Women's Health Research
69	Kierstan Bell	Shaquille O'Neal Foundation
75	Air Hearn	Unified in Community
77	Ariel Atkins	Youth Entrepreneurship Institute
88	Kayana Traylor	Emmanuel Church
93	Alissa Pili	Alaska Native Heritage Center
99	Odyssey Sims	One Love Foundation



ATHLETES UNLIMITED  
**ATHLETE  
 CAUSES**

## 2026 AU PRO BASKETBALL ROSTER &amp; PRONUNCIATION GUIDE

No.	Name	Pos.	Ht.	Hometown	School	Pronunciations
0	Jaylyn Sherrod	G	5-7	Birmingham, Ala.	Colorado	SURE-rod
1	Te-Hina Paopao	G	5-9	Oceanside, Calif.	South Carolina	tuh-HEE-nuh pow-pow
2	Isabelle Harrison	F	6-3	Nashville, Tenn.	Tennessee	-
4	Lexie Brown	G	5-9	Suwanee, Ga.	Duke	-
5	NaLyssa Smith	F	6-4	Converse, Texas	Baylor	nuh-LISS-uh
6	Aaliyah Nye	G/F	6-0	Huntsville, Ala.	Alabama	ah-LEE-uh nigh
7	Alysha Clark	F	5-11	Mount Juliet, Tenn.	Middle Tennessee	Ah-LEESH-uh
8	Sequoia Holmes	G	6-1	Las Vegas, Nev.	UNLV	suh-COY-uh
9	Brianna Turner	F	5-11	Pearland, Texas	Notre Dame	BREE-ah-nah
10	Bree Hall	G	6-1	Dayton, Ohio	South Carolina	-
11	Kia Nurse	G	6-0	Hamilton, Ontario, Canada	UConn	KEY-uh
12	McKenzie Forbes	G/F	6-0	Folsom, Calif.	USC/Harvard	-
13	Sarah Ashlee Barker	G	6-0	Birmingham, Ala.	Alabama	-
14	Zia Cooke	G	5-9	Toledo, Ohio	South Carolina	ZY-uh cook
15	Jacy Sheldon	G	5-10	Dublin, Ohio	Ohio State	jay-cee shell-din
16	Bria Hartley	G	5-9	North Babylon, N.Y.	UConn	BREE-uh
17	Grace Berger	G	6-0	Louisville, Ky.	Indiana	-
18	Teana Muldrow	F	6-1	East Orange, N.J.	West Virginia	tee-ah-nuh mull-droh
20	Kaitlyn Chen	G	5-9	San Marino, Calif.	Princeton/UConn	-
21	Mercedes Russell	C	6-5	Springfield, Ore.	Tennessee	mer-SAY-deez russ-uhl
22	JoJo Lacey	F	6-1	Douglassville, Pa.	Rutgers	-
23	Aerial Powers	G	5-11	Detroit, Mich.	Michigan State	AIR-ee-ul
24	Aneesah Morrow	F	6-1	Chicago, Ill.	LSU	ah-NEE-sah
25	Deja Kelly	G	5-8	Duncanville, Texas	North Carolina/Oregon	DAY-zhuh
26	Kiara Leslie	G	6-0	Holly Springs, N.C.	NC State	key-AIR-uh
28	Dorie Harrison	F	6-3	Nashville, Tenn.	Lipscomb	-
30	Rebecca Harris	G	5-8	Belleville, Ill.	Illinois	-
31	Tina Charles	C	6-4	Jamaica, N.Y.	UConn	TEE-nuh
32	Asia Taylor	F	6-1	Columbus, Ohio	Louisville	-
33	Natasha Mack	F	6-4	Lufkin, Texas	Oklahoma State	-
34	Shey Peddy	G	5-7	Roxbury, Mass.	Temple	shay
35	Rebekah Gardner	G	6-1	Rancho Cucamonga, Calif.	UCLA	-
40	Kiah Stokes	C	6-3	Marion, Iowa	UConn	KEY-uh
41	Alaina Coates	C	6-4	Irmo, S.C.	South Carolina	uh-LAY-nuh COATS
42	Emma Cannon	F	6-2	Rochester, N.Y.	UCF/Florida Southern	-
69	Kierstan Bell	G	6-1	Alliance, Ohio	Florida Gulf Coast	keer-stin
75	Air Hearn	G	5-8	Memphis, Tenn.	Memphis	-
77	Ariel Atkins	G	5-10	Duncanville, Texas	Texas	AIR-ee-ul
88	Kayana Traylor	G	5-9	Martinsville, Ind.	Virginia Tech	kay-on-uh tray-lor
93	Alissa Pili	F	6-2	Anchorage, Alaska	Utah	uh-LISS-uh PEE-lee
99	Odyssey Sims	G	5-8	Irving, Texas	Baylor	odd-uh-see



## SCHEDULE &amp; RESULTS

DATE	NO.	GAME	BROADCAST	SCORE	MVP 1	MVP 2	MVP 3
February 4	1	Rhythm vs. Glow	ESPN/ESPN App, WNBA App, TVSEN	Glow, 86-73	Tina Charles	Kia Nurse	Nalyssa Smith
February 4	2	Gold Rush vs. Eclipse	ESPN/ESPN App, WNBA App, TVSEN	Eclipse, 101-83	Asia Taylor	Rebekah Gardner	Aneesah Morrow
February 6	3	Eclipse vs. Glow	ESPN/ESPN App, WNBA App, TVSEN	Eclipse, 100-92	Kaitlyn Chen	Zia Cooke	Mercedes Russell
February 6	4	Rhythm vs. Gold Rush	ESPN/ESPN App, WNBA App, TVSEN	Gold Rush, 80-72	Odyssey Sims	Aerial Powers	Kia Nurse
February 7	5	Eclipse vs. Rhythm	ESPN/ESPN App, WNBA App, TVSEN	Eclipse, 80-76	Bree Hall	Jaylyn Sherrod	Kaitlyn Chen
February 7	6	Glow vs. Gold Rush	ESPN/ESPN App, WNBA App, TVSEN	Glow, 83-78	Ariel Atkins	Sarah Ashlee Barker	Odyssey Sims
February 11	7	Rhythm vs. Glow	ESPN/ESPN App, WNBA App, TVSEN	Glow, 110-89	Odyssey Sims	Aneesah Morrow	Zia Cooke
February 11	8	Gold Rush vs. Eclipse	ESPN/ESPN App, WNBA App, TVSEN	Eclipse, 78-64	Tina Charles	Shey Peddy	Teana Muldrow
February 13	9	Eclipse vs. Glow	ESPN/ESPN App, WNBA App, TVSEN	Glow, 91-80	Shey Peddy	Odyssey Sims	Rebekah Gardner
February 13	10	Rhythm vs. Gold Rush	ESPN/ESPN App, WNBA App, TVSEN	Gold Rush, 97-86	Kaitlyn Chen	Teana Muldrow	Kia Nurse
February 14	11	Eclipse vs. Rhythm	ESPN/ESPN App, WNBA App, TVSEN	Eclipse, 97-91	Mercedes Russell	Aaliyah Nye	Tina Charles
February 14	12	Glow vs. Gold Rush	ESPN/ESPN App, WNBA App, TVSEN	Glow, 97-79	Kia Nurse	Odyssey Sims	Natasha Mack
February 18	13	Rhythm vs. Glow	ESPN/ESPN App, WNBA App, TVSEN	Glow, 80-78	Jaylyn Sherrod	Rebekah Gardner	Natasha Mack
February 18	14	Gold Rush vs. Eclipse	ESPN/ESPN App, WNBA App, TVSEN	Gold Rush, 95-88	Odyssey Sims	Aneesah Morrow	Kierstan Bell
February 20	15	Eclipse vs. Glow	ESPN/ESPN App, WNBA App, TVSEN	5:30 p.m. CT			
February 20	16	Rhythm vs. Gold Rush	ESPN/ESPN App, WNBA App, TVSEN	8 p.m. CT			
February 21	17	Eclipse vs. Rhythm	ESPN/ESPN App, WNBA App, TVSEN	5:30 p.m. CT			
February 21	18	Glow vs. Gold Rush	ESPN/ESPN App, WNBA App, TVSEN	8 p.m. CT			
February 25	19	Rhythm vs. Glow	ESPN/ESPN App, WNBA App, TVSEN	5:30 p.m. CT			
February 25	20	Gold Rush vs. Eclipse	ESPN/ESPN App, WNBA App, TVSEN	8 p.m. CT			
February 26	21	Eclipse vs. Glow	ESPN/ESPN App, WNBA App, TVSEN	5:30 p.m. CT			
February 26	22	Rhythm vs. Gold Rush	ESPN/ESPN App, WNBA App, TVSEN	8 p.m. CT			
March 1	23	Eclipse vs. Rhythm	ESPN/ESPN App, WNBA App, TVSEN	1 p.m. CT			
March 1	24	Glow vs. Gold Rush	ESPN/ESPN App, WNBA App, TVSEN	3:30 p.m. CT			

## LEADERBOARD

RANK	CHANGE	NAME	TOTAL POINTS	WIN POINTS	STAT POINTS	MVP POINTS
1	1	Sims, Odyssey	3,449	1,860	1,169	420
2	-1	Gardner, Rebekah	3,379	2,220	1,009	150
3	0	Mack, Natasha	3,283	1,800	1,423	60
4	0	Russell, Mercedes	3,043	2,160	763	120
5	0	Bell, Kierstan	3,027	2,460	537	30
6	6	Morrow, Aneesah	2,770	1,620	1,000	150
7	3	Barker, Sarah Ashlee	2,684	1,800	824	60
8	-2	Clark, Alysha	2,645	1,920	725	0
9	-2	Chen, Kaitlyn	2,575	1,500	865	210
10	-2	Charles, Tina	2,545	1,620	715	210
11	0	Cannon, Emma	2,470	1,860	610	0
12	-3	Forbes, McKenzie	2,414	2,220	194	0
13	9	Sherrod, Jaylyn	2,187	1,560	477	150
14	2	Berger, Grace	2,173	2,100	73	0
15	4	Traylor, Kayana	2,148	1,560	588	0
16	4	Brown, Lexie	2,095	1,860	235	0
17	1	Taylor, Asia	2,059	1,560	409	90
18	-4	Cooke, Zia	2,012	1,020	902	90
19	-6	Atkins, Ariel	2,010	1,560	360	90
20	-5	Peddy, Shey	1,995	1,320	525	150
21	7	Stokes, Kiah	1,955	1,140	815	0
22	1	Harrison, Dorie	1,939	1,800	139	0
23	4	Leslie, Kiara	1,915	1,680	235	0
24	-7	Nye, Aaliyah	1,850	1,380	410	60
25	6	Paopao, Te-Hina	1,832	1,380	452	0
26	4	Coates, Alaina	1,827	1,620	207	0
27	-6	Smith, NaLyssa	1,819	960	829	30
28	4	Powers, Aerial	1,776	1,020	696	60
29	4	Hall, Bree	1,746	1,140	516	90
30	-5	Nurse, Kia	1,674	840	624	210
31	-7	Pili, Alissa	1,668	1,320	348	0
32	-6	Muldrow, Teana	1,588	840	658	90
33	-4	Lacey, JoJo	1,475	1,560	-85	0
34	0	Sheldon, Jacy	1,418	1,080	338	0
35	0	Kelly, Deja	1,286	1,020	266	0
36	0	Hartley, Bria	1,228	1,080	148	0
37	0	Harris, Rebecca	1,104	1,080	24	0
38	0	Turner, Brianna	1,000	780	220	0
39	1	Holmes, Sequoia	793	720	73	0
40	-1	Harrison, Isabelle	791	780	11	0
41	0	Hearn, Air	440	420	20	0



LEADERBOARD POINTS BY WEEK					
PLAYER	WEEK ONE	WEEK TWO	WEEK THREE	WEEK FOUR	TOTAL POINTS
Odyssey Sims	863	1,966	620		3,449
Rebekah Gardner	1,529	1,506	344		3,379
Natasha Mack	1,022	1,751	510		3,283
Mercedes Russell	1,292	1,349	402		3,043
Kierstan Bell	1,208	1,288	531		3,027
Aneesah Morrow	1,434	770	566		2,770
Sarah Ashlee Barker	824	1,460	400		2,684
Alysha Clark	1,320	1,082	243		2,645
Kaitlyn Chen	1,583	736	256		2,575
Tina Charles	1,081	1,216	248		2,545
Emma Cannon	993	1,250	227		2,470
McKenzie Forbes	1,080	1,214	120		2,414
Jaylyn Sherrod	722	900	565		2,187
Grace Berger	638	1,195	340		2,173
Kayana Traylor	1,166	548	434		2,148
Lexie Brown	547	1,121	427		2,095
Asia Taylor	1,353	384	322		2,059
Zia Cooke	1,281	628	103		2,012
Ariel Atkins	990	960	60		2,010
Shey Peddy	390	1,473	132		1,995
Kiah Stokes	805	675	475		1,955
Dorie Harrison	425	1,193	321		1,939
Kiara Leslie	1,068	427	420		1,915
Aaliyah Nye	524	1,216	110		1,850
Te-Hina Paopao	793	572	467		1,832
Alaina Coates	541	869	417		1,827
NaLyssa Smith	1,033	595	191		1,819
Aerial Powers	875	487	414		1,776
Bree Hall	760	511	475		1,746
Kia Nurse	712	815	147		1,674
Alissa Pili	420	1,132	116		1,668
Teana Muldrow	670	829	89		1,588
JoJo Lacey	622	814	39		1,475
Jacy Sheldon	821	422	175		1,418
Deja Kelly	717	398	171		1,286
Bria Hartley	480	469	279		1,228
Rebecca Harris	437	377	290		1,104
Brianna Turner	534	277	189		1,000
Sequoia Holmes	363	296	134		793
Isabelle Harrison	428	240	123		791
Air Hearn	440	0	0		440

SEASON STATISTICS

NO.	NAME	GP	MIN	TOTAL FG				3-POINTERS			FREE THROWS			REBOUNDS								SCORING			
				AVG.	FGM	FGA	FG%	3FG	3FGA	PCT.	FTM	FTA	FT%	OFF	DEF	TOT.	AVG.	FC	FD	A	TO	BLK	STL	PTS.	AVG.
99	Odyssey Sims	7	230	32.9	59	129	.457	0	17	.000	35	46	.761	6	19	25	3.6	8	42	33	22	0	8	153	21.9
11	Kia Nurse	7	185	26.4	41	109	.376	23	60	.383	23	27	.852	4	14	18	2.6	10	22	9	16	0	2	128	18.3
14	Zia Cooke	7	201	28.7	42	98	.429	15	37	.405	18	21	.857	4	16	20	2.9	13	15	23	11	2	11	117	16.7
5	Nalyssa Smith	7	210	30.0	44	93	.473	3	10	.300	17	33	.515	16	41	57	8.1	23	30	13	12	6	4	108	15.4
24	Aneesah Morrow	7	205	29.3	37	97	.381	3	21	.143	29	38	.763	19	68	87	12.4	17	23	10	12	7	11	106	15.1
35	Rebekah Gardner	7	179	25.6	36	55	.655	11	19	.579	13	13	1.000	7	17	24	3.4	16	12	15	9	2	8	96	13.7
20	Kaitlyn Chen	7	204	29.1	37	63	.587	6	12	.500	14	17	.824	13	11	24	3.4	14	13	35	30	0	4	94	13.4
31	Tina Charles	7	179	25.6	37	89	.416	0	4	.000	17	22	.773	17	37	54	7.7	6	16	9	10	2	1	91	13.0
23	Aerial Powers	7	166	23.7	32	69	.464	5	21	.238	21	26	.808	12	16	28	4.0	12	21	7	13	2	8	90	12.9
10	Bree Hall	7	150	21.4	33	75	.440	10	35	.286	12	18	.667	6	18	24	3.4	14	16	5	9	3	4	88	12.6
13	Sarah Ashlee Barker	7	207	29.6	33	64	.516	10	26	.385	10	16	.625	2	32	34	4.9	14	14	19	11	3	8	86	12.3
18	Teana Muldrow	7	180	25.7	33	61	.541	12	28	.429	7	9	.778	11	26	37	5.3	26	9	11	15	5	5	85	12.1
77	Ariel Atkins	5	128	25.6	19	53	.358	7	21	.333	11	13	.846	3	18	21	4.2	13	11	12	18	0	16	56	11.2
33	Natasha Mack	7	197	28.1	34	64	.531	1	4	.250	9	13	.692	31	69	100	14.3	8	10	11	6	23	8	78	11.1
69	Kierstan Bell	7	157	22.4	28	69	.406	16	42	.381	6	9	.667	3	23	26	3.7	13	9	10	7	2	7	78	11.1
7	Alysha Clark	7	199	28.4	26	62	.419	11	28	.393	9	12	.750	9	27	36	5.1	18	20	23	6	0	4	72	10.3
93	Alissa Pili	4	77	19.3	16	27	.593	2	8	.250	7	10	.700	4	14	18	4.5	10	9	7	7	0	2	41	10.3
34	Shey Peddy	7	186	26.6	23	57	.404	14	34	.412	9	10	.900	3	23	26	3.7	20	9	30	20	0	8	69	9.9
21	Mercedes Russell	7	210	30.0	28	51	.549	0	0	.000	11	18	.611	20	33	53	7.6	19	15	13	13	4	12	67	9.6
88	Kayana Traylor	7	140	20.0	23	47	.489	6	14	.429	15	17	.882	1	8	9	1.3	12	10	19	7	1	5	67	9.6
42	Emma Cannon	7	126	18.0	22	46	.478	7	21	.333	15	19	.789	7	32	39	5.6	14	14	4	7	4	7	66	9.4
32	Asia Taylor	6	89	14.8	16	28	.571	3	7	.429	16	19	.842	4	15	19	3.2	16	13	8	8	1	2	51	8.5
0	Jaylyn Sherrod	7	130	18.6	19	48	.396	1	10	.100	17	27	.630	3	15	18	2.6	10	22	17	9	0	11	56	8.0
6	Aaliyah Nye	7	167	23.9	19	50	.380	9	24	.375	9	14	.643	3	14	17	2.4	7	9	8	8	6	7	56	8.0
16	Bria Hartley	5	84	16.8	11	31	.355	6	19	.316	6	6	1.000	0	6	6	1.2	6	4	6	8	0	3	34	6.8
1	Te-Hina Paopao	7	143	20.4	18	48	.375	9	30	.300	2	2	1.000	3	14	17	2.4	12	2	19	3	1	10	47	6.7
15	Jacy Sheldon	7	128	18.3	17	39	.436	5	18	.278	3	4	.750	4	6	10	1.4	6	3	13	7	2	3	42	6.0
40	Kiah Stokes	7	203	29.0	16	38	.421	1	10	.100	5	6	.833	19	57	76	10.9	10	9	9	7	15	6	38	5.4
4	Lexie Brown	5	71	14.2	11	23	.478	4	10	.400	1	1	1.000	1	5	6	1.2	8	5	9	4	1	3	27	5.4
25	Deja Kelly	7	117	16.7	14	36	.389	2	8	.250	6	7	.857	2	10	12	1.7	13	15	9	7	0	7	36	5.1
28	Dorie Harrison	7	85	12.1	11	32	.344	3	9	.333	9	12	.750	9	15	24	3.4	20	11	4	9	1	3	34	4.9
12	McKenzie Forbes	6	97	16.2	10	32	.313	8	21	.381	0	0	.000	2	6	8	1.3	6	3	11	2	2	1	28	4.7
26	Kiara Leslie	7	102	14.6	11	36	.306	5	20	.250	4	6	.667	5	19	24	3.4	12	4	13	6	2	4	31	4.4
2	Isabelle Harrison	2	19	9.5	2	11	.182	0	2	.000	3	6	.500	4	3	7	3.5	2	3	1	1	0	1	7	3.5
8	Sequoia Holmes	7	86	12.3	7	31	.226	5	17	.294	4	6	.667	2	9	11	1.6	6	7	7	7	1	4	23	3.3
41	Alaina Coates	6	63	10.5	6	8	.750	0	0	.000	4	5	.800	5	17	22	3.7	10	4	0	7	6	4	16	2.7
9	Brianna Turner	7	129	18.4	7	16	.438	1	4	.250	1	2	.500	7	22	29	4.1	9	3	8	10	4	4	16	2.3
75	Air Hearn	1	12	12.0	1	2	.500	0	0	.000	0	0	.000	0	0	0	0.0	0	0	1	2	1	1	2	2.0
17	Grace Berger	7	76	10.9	4	19	.211	1	4	.250	4	4	1.000	3	5	8	1.1	5	2	12	8	0	3	13	1.9
30	Rebecca Harris	7	45	6.4	3	17	.176	1	4	.250	0	0	.000	5	2	7	1.0	3	1	4	0	0	1	7	1.0
22	JoJo Lacey	7	39	5.6	1	8	.125	1	5	.200	1	2	.500	1	3	4	0.6	6	1	3	6	1	1	4	0.6

WEEK ONE STATISTICS

NO.	NAME	GP	MIN	TOTAL FG			3-POINTERS			FREE THROWS			REBOUNDS					SCORING							
				AVG.	FGM	FGA	FG%	3FG	3FGA	PCT.	FTM	FTA	FT%	OFF	DEF	TOT.	AVG.	FC	FD	A	TO	BLK	STL	PTS.	AVG.
99	Odyssey Sims	3	116	38.7	23	65	.354	0	12	.000	16	23	.696	4	17	21	7.0	5	22	12	14	0	4	62	20.7
11	Kia Nurse	3	90	30.0	16	51	.314	8	26	.308	14	17	.824	2	6	8	2.7	5	13	5	7	0	0	54	18.0
14	Zia Cooke	3	83	27.7	19	37	.514	8	16	.500	7	8	.875	3	7	10	3.3	2	7	10	4	1	7	53	17.7
32	Asia Taylor	2	33	16.5	11	18	.611	1	4	.250	10	13	.769	0	7	7	3.5	9	8	3	2	1	1	33	16.5
23	Aerial Powers	3	90	30.0	19	44	.432	1	11	.091	10	15	.667	9	11	20	6.7	5	12	5	7	1	7	49	16.3
24	Aneesah Morrow	3	76	25.3	16	38	.421	1	7	.143	11	16	.688	2	26	28	9.3	6	10	4	5	3	6	44	14.7
20	Kaitlyn Chen	3	82	27.3	16	24	.667	4	8	.500	7	10	.700	6	5	11	3.7	4	5	13	10	0	2	43	14.3
10	Bree Hall	3	62	20.7	16	33	.485	5	14	.357	5	10	.500	6	8	14	4.7	7	8	3	6	1	1	42	14.0
31	Tina Charles	3	90	30.0	17	37	.459	0	2	.000	8	11	.727	6	21	27	9.0	3	7	2	6	1	1	42	14.0
5	Nalyssa Smith	3	93	31.0	16	27	.593	1	1	1.000	8	19	.421	8	21	29	9.7	11	18	4	8	1	3	41	13.7
77	Ariel Atkins	3	86	28.7	14	37	.378	5	14	.357	6	6	1.000	2	12	14	4.7	8	6	8	13	0	9	39	13.0
35	Rebekah Gardner	3	62	20.7	14	19	.737	4	7	.571	5	5	1.000	3	5	8	2.7	4	8	8	5	0	4	37	12.3
13	Sarah Ashlee Barker	3	100	33.3	13	29	.448	6	13	.462	3	5	.600	2	14	16	5.3	11	6	12	4	2	4	35	11.7
18	Teana Muldrow	3	85	28.3	14	25	.560	4	10	.400	3	3	1.000	3	10	13	4.3	10	2	4	7	1	3	35	11.7
42	Emma Cannon	3	46	15.3	8	16	.500	3	8	.375	13	15	.867	3	13	16	5.3	6	11	2	3	1	3	32	10.7
33	Natasha Mack	3	88	29.3	14	22	.636	0	0	.000	3	5	.600	12	30	42	14.0	4	4	2	2	11	4	31	10.3
69	Kierstan Bell	3	58	19.3	12	30	.400	5	17	.294	2	4	.500	3	6	9	3.0	6	4	4	4	2	3	31	10.3
21	Mercedes Russell	3	84	28.0	14	29	.483	0	0	.000	1	4	.250	10	18	28	9.3	12	3	6	7	0	6	29	9.7
0	Jaylyn Sherrod	3	59	19.7	8	24	.333	0	5	.000	11	13	.846	2	10	12	4.0	6	10	8	4	0	5	27	9.0
15	Jacy Sheldon	3	53	17.7	10	19	.526	2	8	.250	3	4	.750	0	3	3	1.0	4	2	5	3	0	0	25	8.3
88	Kayana Traylor	3	42	14.0	10	20	.500	2	8	.250	3	4	.750	1	2	3	1.0	7	3	4	2	0	1	25	8.3
6	Aaliyah Nye	3	67	22.3	9	23	.391	3	10	.300	2	3	.667	2	4	6	2.0	5	1	3	5	1	3	23	7.7
40	Kiah Stokes	3	87	29.0	10	19	.526	0	5	.000	3	3	1.000	10	23	33	11.0	6	3	1	4	6	4	23	7.7
16	Bria Hartley	2	34	17.0	5	14	.357	3	10	.300	2	2	1.000	0	2	2	1.0	3	1	3	3	0	1	15	7.5
7	Alysha Clark	3	73	24.3	8	22	.364	2	9	.222	4	4	1.000	4	8	12	4.0	7	10	14	1	0	1	22	7.3
1	Te-Hina Paopao	3	66	22.0	5	19	.263	3	13	.231	2	2	1.000	1	5	6	2.0	10	2	9	2	1	8	15	5.0
4	Lexie Brown	3	36	12.0	6	14	.429	3	6	.500	0	0	.000	1	3	4	1.3	5	3	6	3	1	2	15	5.0
34	Shey Peddy	3	68	22.7	3	18	.167	2	11	.182	5	6	.833	1	8	9	3.0	9	6	9	9	0	1	13	4.3
25	Deja Kelly	3	49	16.3	4	14	.286	1	4	.250	3	4	.750	0	7	7	2.3	6	7	4	4	0	2	12	4.0
28	Dorie Harrison	3	40	13.3	3	14	.214	0	4	.000	6	8	.750	5	7	12	4.0	12	9	2	7	1	3	12	4.0
2	Isabelle Harrison	1	7	7.0	1	5	.200	0	0	.000	2	4	.500	2	0	2	2.0	0	2	0	0	0	0	4	4.0
26	Kiara Leslie	3	38	12.7	3	13	.231	2	6	.333	3	4	.750	3	6	9	3.0	5	2	3	3	0	2	11	3.7
9	Brianna Turner	3	78	26.0	4	11	.364	1	3	.333	0	0	.000	3	16	19	6.3	5	2	5	7	3	1	9	3.0
12	McKenzie Forbes	3	38	12.7	2	9	.222	2	6	.333	0	0	.000	1	0	1	0.3	3	1	6	0	2	0	6	2.0
75	Air Hearn	1	12	12.0	1	2	.500	0	0	.000	0	0	.000	0	0	0	0.0	0	0	1	2	1	1	2	2.0
8	Sequoia Holmes	3	37	12.3	2	18	.111	1	9	.111	0	0	.000	2	7	9	3.0	4	2	1	2	1	1	5	1.7
41	Alaina Coates	3	28	9.3	2	3	.667	0	0	.000	0	0	.000	2	11	13	4.3	3	0	0	1	2	3	4	1.3
17	Grace Berger	3	23	7.7	0	2	.000	0	0	.000	2	2	1.000	0	2	2	0.7	2	1	1	3	0	0	2	0.7
30	Rebecca Harris	3	15	5.0	1	4	.250	0	0	.000	0	0	.000	2	1	3	1.0	1	0	1	0	0	0	2	0.7
22	JoJo Lacey	3	11	3.7	0	4	.000	0	3	.000	0	0	.000	1	0	1	0.3	1	0	1	2	0	1	0	0.0

## WEEK TWO STATISTICS

NO.	NAME	GP	MIN	TOTAL FG			3-POINTERS			FREE THROWS			REBOUNDS								SCORING				
				AVG.	FGM	FGA	FG%	3FG	3FGA	PCT.	FTM	FTA	FT%	OFF	DEF	TOT.	AVG.	FC	FD	A	TO	BLK	STL	PTS.	AVG.
99	Odyssey Sims	3	89	29.7	29	51	.569	0	4	.000	15	19	.789	2	2	1	4.0	2	16	15	6	0	3	73	24.3
11	Kia Nurse	3	68	22.7	19	42	.452	13	26	.500	6	6	1.000	2	7	3	9.0	4	5	2	8	0	2	57	19.0
14	Zia Cooke	3	93	31.0	18	45	.400	6	17	.353	11	13	.846	1	6	2	7.0	10	7	11	3	1	4	53	17.7
5	Nalyssa Smith	3	87	29.0	21	44	.477	2	5	.400	7	11	.636	6	7	4	13.0	8	10	5	4	3	0	51	17.0
24	Aneesah Morrow	3	105	35.0	15	45	.333	2	10	.200	14	18	.778	14	36	17	50.0	7	11	3	5	3	4	46	15.3
34	Shey Peddy	3	86	28.7	16	28	.571	10	17	.588	2	2	1.000	1	13	5	14.0	7	2	16	8	0	6	44	14.7
18	Teana Muldrow	3	71	23.7	16	29	.552	6	15	.400	4	6	.667	6	15	7	21.0	12	6	4	5	4	2	42	14.0
35	Rebekah Gardner	3	78	26.0	15	23	.652	5	7	.714	6	6	1.000	2	8	3	10.0	9	2	6	4	1	4	41	13.7
13	Sarah Ashlee Barker	3	78	26.0	14	25	.560	3	10	.300	6	8	.750	0	14	5	14.0	2	6	6	6	1	4	37	12.3
20	Kaitlyn Chen	3	87	29.0	15	31	.484	0	2	.000	7	7	1.000	6	6	4	12.0	7	8	16	17	0	2	37	12.3
31	Tina Charles	3	62	20.7	15	37	.405	0	2	.000	7	9	.778	8	10	6	18.0	3	7	4	4	0	0	37	12.3
93	Alissa Pili	3	59	19.7	14	24	.583	2	7	.286	7	10	.700	2	8	3	10.0	9	8	7	4	0	1	37	12.3
69	Kierstan Bell	3	73	24.3	12	30	.400	8	17	.471	4	5	.800	0	12	4	12.0	6	4	2	3	0	2	36	12.0
21	Mercedes Russell	3	94	31.3	13	19	.684	0	0	.000	9	12	.750	9	11	7	20.0	5	10	5	6	1	3	35	11.7
23	Aerial Powers	3	67	22.3	11	20	.550	4	9	.444	9	9	1.000	1	3	1	4.0	6	6	2	5	1	1	35	11.7
7	Alysha Clark	3	90	30.0	13	33	.394	6	16	.375	2	4	.500	3	16	6	19.0	10	7	8	5	0	3	34	11.3
33	Natasha Mack	3	77	25.7	13	27	.481	1	2	.500	6	8	.750	14	27	14	41.0	4	7	8	1	9	4	33	11.0
10	Bree Hall	3	65	21.7	11	28	.393	3	15	.200	6	7	.857	0	7	2	7.0	7	5	1	3	2	3	31	10.3
6	Aaliyah Nye	3	83	27.7	9	22	.409	5	12	.417	7	11	.636	1	10	4	11.0	2	8	5	3	5	4	30	10.0
88	Kayana Traylor	3	73	24.3	7	15	.467	3	4	.750	10	10	1.000	0	6	2	6.0	5	6	9	4	1	4	27	9.0
16	Bria Hartley	2	38	19.0	5	13	.385	3	8	.375	4	4	1.000	0	3	2	3.0	1	3	2	4	0	2	17	8.5
77	Ariel Atkins	2	42	21.0	5	16	.313	2	7	.286	5	7	.714	1	6	4	7.0	5	5	4	5	0	7	17	8.5
1	Te-Hina Paopao	3	55	18.3	9	21	.429	4	12	.333	0	0	.000	2	4	2	6.0	1	0	7	0	0	1	22	7.3
12	McKenzie Forbes	3	59	19.7	8	23	.348	6	15	.400	0	0	.000	1	6	2	7.0	3	2	5	2	0	1	22	7.3
25	Deja Kelly	3	55	18.3	9	18	.500	1	3	.333	3	3	1.000	1	2	1	3.0	6	7	1	3	0	4	22	7.3
42	Emma Cannon	3	52	17.3	9	18	.500	3	8	.375	1	2	.500	3	12	5	15.0	6	1	1	2	2	1	22	7.3
4	Lexie Brown	1	17	17.0	3	6	.500	0	3	.000	0	0	.000	0	1	1	1.0	2	2	1	1	0	1	6	6.0
28	Dorie Harrison	3	37	12.3	7	14	.500	2	3	.667	1	2	.500	3	7	3	10.0	7	1	2	1	0	0	17	5.7
32	Asia Taylor	3	45	15.0	4	7	.571	1	2	.500	6	6	1.000	3	6	3	9.0	6	5	5	5	0	0	15	5.0
0	Jaylyn Sherrod	3	46	15.3	5	14	.357	0	3	.000	4	10	.400	0	2	1	2.0	4	8	7	4	0	3	14	4.7
8	Sequoia Holmes	3	36	12.0	4	10	.400	3	5	.600	2	4	.500	0	2	1	2.0	2	3	2	4	0	2	13	4.3
17	Grace Berger	3	40	13.3	4	15	.267	1	4	.250	2	2	1.000	3	3	2	6.0	3	1	10	4	0	3	11	3.7
26	Kiara Leslie	3	42	14.0	5	17	.294	1	9	.111	0	0	.000	2	7	3	9.0	4	1	6	3	0	2	11	3.7
40	Kiah Stokes	3	95	31.7	4	13	.308	1	4	.250	2	3	.667	7	27	11	34.0	4	6	7	3	6	0	11	3.7
15	Jacy Sheldon	3	54	18.0	3	13	.231	1	6	.167	0	0	.000	4	2	2	6.0	1	0	4	4	2	3	7	2.3
30	Rebecca Harris	3	25	8.3	2	12	.167	1	3	.333	0	0	.000	3	1	1	4.0	2	1	3	0	0	1	5	1.7
41	Alaina Coates	2	16	8.0	1	1	1.000	0	0	.000	1	2	.500	0	5	3	5.0	2	2	0	2	2	0	3	1.5
9	Brianna Turner	3	39	13.0	2	4	.500	0	1	.000	0	0	.000	3	3	2	6.0	4	0	3	3	1	1	4	1.3
22	JoJo Lacey	3	22	7.3	1	3	.333	1	2	.500	1	2	.500	0	2	1	2.0	4	1	2	3	0	0	4	1.3
2	Isabelle Harrison	0	0	0.0	0	0	.000	0	0	.000	0	0	.000	0	0	0	0.0	0	0	0	0	0	0	0	0.0

WEEK THREE STATISTICS

NO.	NAME	GP	MIN	TOTAL FG				3-POINTERS			FREE THROWS			REBOUNDS								SCORING			
				AVG.	FGM	FGA	FG%	3FG	3FGA	PCT.	FTM	FTA	FT%	OFF	DEF	TOT.	AVG.	FC	FD	A	TO	BLK	STL	PTS.	AVG.
35	Rebekah Gardner	1	32	32.0	7	13	.538	2	5	.400	2	2	1.000	2	4	6	6.0	3	2	1	0	1	0	18	18.0
99	Odyssey Sims	1	25	25.0	7	13	.538	0	1	.000	4	4	1.000	0	0	0	0.0	1	4	6	2	0	1	18	18.0
11	Kia Nurse	1	27	27.0	6	16	.375	2	8	.250	3	4	.750	0	1	1	1.0	1	4	2	1	0	0	17	17.0
5	Nalyssa Smith	1	30	30.0	7	22	.318	0	4	.000	2	3	.667	2	13	15	15.0	4	2	4	0	2	1	16	16.0
7	Alysha Clark	1	29	29.0	5	7	.714	3	3	1.000	3	4	.750	2	3	5	5.0	1	3	1	0	0	0	16	16.0
24	Aneesah Morrow	1	24	24.0	6	14	.429	0	4	.000	4	4	1.000	3	6	9	9.0	4	2	3	2	1	1	16	16.0
0	Jaylyn Sherrod	1	25	25.0	6	10	.600	1	2	.500	2	4	.500	1	3	4	4.0	0	4	2	1	0	3	15	15.0
10	Bree Hall	1	23	23.0	6	14	.429	2	6	.333	1	1	1.000	0	3	3	3.0	0	3	1	0	0	0	15	15.0
88	Kayana Traylor	1	25	25.0	6	12	.500	1	2	.500	2	3	.667	0	0	0	0.0	0	1	6	1	0	0	15	15.0
13	Sarah Ashlee Barker	1	29	29.0	6	10	.600	1	3	.333	1	3	.333	0	4	4	4.0	1	2	1	1	0	0	14	14.0
20	Kaitlyn Chen	1	35	35.0	6	8	.750	2	2	1.000	0	0	.000	1	0	1	1.0	3	0	6	3	0	0	14	14.0
33	Natasha Mack	1	32	32.0	7	15	.467	0	2	.000	0	0	.000	5	12	17	17.0	0	0	1	3	3	0	14	14.0
31	Tina Charles	1	27	27.0	5	15	.333	0	0	.000	2	2	1.000	3	6	9	9.0	0	2	3	0	1	0	12	12.0
34	Shey Peddy	1	32	32.0	4	11	.364	2	6	.333	2	2	1.000	1	2	3	3.0	4	1	5	3	0	1	12	12.0
42	Emma Cannon	1	28	28.0	5	12	.417	1	5	.200	1	2	.500	1	7	8	8.0	2	2	1	2	1	3	12	12.0
14	Zia Cooke	1	25	25.0	5	16	.313	1	4	.250	0	0	.000	0	3	3	3.0	1	1	2	4	0	0	11	11.0
69	Kierstan Bell	1	26	26.0	4	9	.444	3	8	.375	0	0	.000	0	5	5	5.0	1	1	4	0	0	2	11	11.0
1	Te-Hina Paopao	1	22	22.0	4	8	.500	2	5	.400	0	0	.000	0	5	5	5.0	1	0	3	1	0	1	10	10.0
15	Jacy Sheldon	1	21	21.0	4	7	.571	2	4	.500	0	0	.000	0	1	1	1.0	1	1	4	0	0	0	10	10.0
26	Kiara Leslie	1	22	22.0	3	6	.500	2	5	.400	1	2	.500	0	6	6	6.0	3	1	4	0	2	0	9	9.0
41	Alaina Coates	1	19	19.0	3	4	.750	0	0	.000	3	3	1.000	3	1	4	4.0	5	2	0	4	2	1	9	9.0
18	Teana Muldrow	1	24	24.0	3	7	.429	2	3	.667	0	0	.000	2	1	3	3.0	4	1	3	3	0	0	8	8.0
4	Lexie Brown	1	18	18.0	2	3	.667	1	1	1.000	1	1	1.000	0	1	1	1.0	1	0	2	0	0	0	6	6.0
23	Aerial Powers	1	9	9.0	2	5	.400	0	1	.000	2	2	1.000	2	2	4	4.0	1	3	0	1	0	0	6	6.0
8	Sequoia Holmes	1	13	13.0	1	3	.333	1	3	.333	2	2	1.000	0	0	0	0.0	0	1	4	1	0	1	5	5.0
28	Dorie Harrison	1	8	8.0	1	4	.250	1	2	.500	2	2	1.000	1	1	2	2.0	1	1	0	1	0	0	5	5.0
40	Kiah Stokes	1	21	21.0	2	6	.333	0	1	.000	0	0	.000	2	7	9	9.0	0	0	1	0	3	2	4	4.0
93	Alissa Pili	1	18	18.0	2	3	.667	0	1	.000	0	0	.000	2	6	8	8.0	1	1	0	3	0	1	4	4.0
2	Isabelle Harrison	1	12	12.0	1	6	.167	0	2	.000	1	2	.500	2	3	5	5.0	2	1	1	1	0	1	3	3.0
6	Aaliyah Nye	1	17	17.0	1	5	.200	1	2	.500	0	0	.000	0	0	0	0.0	0	0	0	0	0	0	3	3.0
9	Brianna Turner	1	12	12.0	1	1	1.000	0	0	.000	1	2	.500	1	3	4	4.0	0	1	0	0	0	2	3	3.0
21	Mercedes Russell	1	32	32.0	1	3	.333	0	0	.000	1	2	.500	1	4	5	5.0	2	2	2	0	3	3	3	3.0
32	Asia Taylor	1	11	11.0	1	3	.333	1	1	1.000	0	0	.000	1	2	3	3.0	1	0	0	1	0	1	3	3.0
16	Bria Hartley	1	11	11.0	1	4	.250	0	1	.000	0	0	.000	0	1	1	1.0	2	0	1	1	0	0	2	2.0
25	Deja Kelly	1	13	13.0	1	4	.250	0	1	.000	0	0	.000	1	1	2	2.0	1	1	4	0	0	1	2	2.0
12	McKenzie Forbes	0	0	0.0	0	0	.000	0	0	.000	0	0	.000	0	0	0	0.0	0	0	0	0	0	0	0	0.0
17	Grace Berger	1	13	13.0	0	2	.000	0	0	.000	0	0	.000	0	0	0	0.0	0	0	1	1	0	0	0	0.0
22	JoJo Lacey	1	6	6.0	0	1	.000	0	0	.000	0	0	.000	0	1	1	1.0	1	0	0	1	1	0	0	0.0
30	Rebecca Harris	1	5	5.0	0	1	.000	0	1	.000	0	0	.000	0	0	0	0.0	0	0	0	0	0	0	0	0.0
77	Ariel Atkins	0	0	0.0	0	0	.000	0	0	.000	0	0	.000	0	0	0	0.0	0	0	0	0	0	0	0	0.0

## LEADERBOARD POSITION BY DATE

No.	Player	Feb. 4	Feb. 6	Feb. 7	Feb. 11	Feb. 13	Feb. 14	Feb. 18	Feb. 20	Feb. 21	Feb. 25	Feb. 26	Mar. 1	High	Low
77	Ariel Atkins	15	25	16	13	15	13	19						13	25
13	Sarah Ashlee Barker	35	20	19	15	10	10	7						7	35
69	Kierstan Bell	8	7	8	8	5	5	5						5	8
17	Grace Berger	22	34	28	22	20	16	14						14	34
4	Lexie Brown	29	27	30	24	22	20	16						16	30
42	Emma Cannon	14	18	15	14	11	11	11						11	18
31	Tina Charles	5	13	10	5	12	8	10						5	13
20	Kaitlyn Chen	6	1	1	7	3	7	9						1	9
7	Alysha Clark	4	5	5	3	7	6	8						3	8
41	Alaina Coates	37	29	31	23	34	30	26						23	37
14	Zia Cooke	12	11	7	12	14	14	18						7	18
12	McKenzie Forbes	9	10	11	11	9	9	12						9	12
35	Rebekah Gardner	2	2	2	1	1	1	2						1	2
10	Bree Hall	24	37	23	35	31	33	29						23	37
30	Rebecca Harris	27	39	36	41	37	37	37						27	41
28	Dorie Harrison	40	35	38	31	25	23	22						22	40
2	Isabelle Harrison	39	33	37	38	39	39	40						33	40
16	Bria Hartley	34	28	34	37	36	36	36						28	37
75	Air Hearn	38	32	35	39	41	41	41						32	41
8	Sequoia Holmes	36	40	40	40	40	40	39						36	40
25	Deja Kelly	18	21	25	34	35	35	35						18	35
22	JoJo Lacey	21	31	29	21	32	29	33						21	33
26	Kiara Leslie	10	9	12	19	18	27	23						9	27
33	Natasha Mack	17	16	14	9	4	3	3						3	17
24	Aneesah Morrow	3	3	3	4	8	12	6						3	12
18	Teana Muldrow	31	23	27	29	21	26	32						21	32
11	Kia Nurse	20	19	26	33	24	25	30						19	33
6	Aaliyah Nye	28	36	33	25	33	17	24						17	36
1	Te-Hina Paopao	16	22	22	30	28	31	25						16	31
34	Shey Peddy	33	38	39	20	19	15	20						15	39
93	Alissa Pili	-	-	-	27	30	24	31						24	31
23	Aerial Powers	26	14	17	26	29	32	28						14	32
21	Mercedes Russell	11	6	6	2	6	4	4						2	11
15	Jacy Sheldon	19	24	20	32	27	34	34						19	34
0	Jaylyn Sherrod	25	30	24	18	26	22	13						13	30
99	Odyssey Sims	32	15	18	6	2	2	1						1	32
5	NaLyssa Smith	7	12	13	17	17	21	27						7	27
40	Kiah Stokes	30	17	21	28	23	28	21						17	30
32	Asia Taylor	1	4	4	10	13	18	17						1	18
88	Kayana Traylor	13	8	9	16	16	19	15						8	19
9	Brianna Turner	23	26	32	36	38	38	38						23	38

## LEADERBOARD POINTS BY DATE

No.	Player	Feb. 4	Feb. 6	Feb. 7	Feb. 11	Feb. 13	Feb. 14	Feb. 18	Feb. 20	Feb. 21	Feb. 25	Feb. 26	Mar. 1	High	Low
77	Ariel Atkins	390	26	574	513	87	360	60						574	26
13	Sarah Ashlee Barker	50	435	339	496	502	462	400						502	50
69	Kierstan Bell	481	418	309	398	450	440	531						531	309
17	Grace Berger	254	45	339	359	380	446	340						446	45
4	Lexie Brown	112	267	168	401	360	360	427						427	112
42	Emma Cannon	394	160	439	365	445	440	227						445	160
31	Tina Charles	544	152	385	628	38	542	248						628	38
20	Kaitlyn Chen	542	634	407	34	568	134	256						634	34
7	Alysha Clark	549	431	340	460	151	471	243						549	151
41	Alaina Coates	20	327	194	422	87	360	417						422	20
14	Zia Cooke	414	388	479	236	196	196	103						479	103
12	McKenzie Forbes	452	372	340	467	342	405	120						467	120
35	Rebekah Gardner	680	484	256	501	469	536	344						680	256
10	Bree Hall	190	69	365	-3	369	145	475						475	-3
30	Rebecca Harris	132	120	501	-20	350	47	290						501	-20
28	Dorie Harrison	-39	336	128	404	392	397	321						404	-39
2	Isabelle Harrison	8	300	120	60	120	60	123						300	8
16	Bria Hartley	64	296	120	60	300	109	279						300	60
75	Air Hearn	20	300	120	-	-	-	-						300	20
8	Sequoia Holmes	47	126	182	65	175	56	134						182	47
25	Deja Kelly	322	154	241	77	203	118	171						322	77
22	JoJo Lacey	280	42	300	436	52	326	39						436	39
26	Kiara Leslie	420	421	227	6	359	62	420						421	6
33	Natasha Mack	348	285	397	569	541	641	510						641	285
24	Aneesah Morrow	611	512	311	296	192	282	566						611	192
18	Teana Muldrow	101	358	211	182	507	140	89						507	89
11	Kia Nurse	281	243	188	111	461	243	147						461	111
6	Aaliyah Nye	121	146	257	421	132	663	110						663	110
1	Te-Hina Paopao	378	88	327	37	340	195	467						467	37
34	Shey Peddy	98	160	132	675	334	464	132						675	98
93	Alissa Pili	-	-	-	490	224	418	116						490	116
23	Aerial Powers	144	518	213	44	223	220	414						518	44
21	Mercedes Russell	420	500	372	568	83	698	402						698	83
15	Jacy Sheldon	314	128	379	5	392	25	175						392	5
0	Jaylyn Sherrod	169	176	377	434	65	401	565						565	65
99	Odyssey Sims	101	548	214	824	552	590	620						824	101
5	NaLyssa Smith	520	220	293	224	194	177	191						520	177
40	Kiah Stokes	105	472	228	98	383	194	475						475	98
32	Asia Taylor	723	390	240	233	136	15	322						723	15
88	Kayana Traylor	398	451	317	133	250	165	434						451	133
9	Brianna Turner	229	156	149	56	174	47	189						229	47



## GAME WIN LOG

No.	Player	Feb. 4	Feb. 6	Feb. 7	Feb. 11	Feb. 13	Feb. 14	Feb. 18	Feb. 20	Feb. 21	Feb. 25	Feb. 26	Mar. 1	W	L
77	Ariel Atkins	W	L	W	W	L	W	L						4	3
13	Sarah Ashlee Barker	L	W	L	W	W	W	W						5	2
69	Kierstan Bell	W	W	W	W	W	W	W						7	0
17	Grace Berger	W	L	W	W	W	W	W						6	1
4	Lexie Brown	L	L	L	W	W	W	W						4	3
42	Emma Cannon	W	L	W	W	W	W	L						5	2
31	Tina Charles	W	L	W	W	L	W	L						4	3
20	Kaitlyn Chen	W	W	W	L	W	L	L						4	3
7	Alysha Clark	W	W	W	W	L	W	L						5	2
41	Alaina Coates	L	W	L	W	L	W	W						4	3
14	Zia Cooke	W	L	W	L	L	L	L						2	5
12	McKenzie Forbes	W	W	W	W	W	W	L						6	1
35	Rebekah Gardner	W	W	W	W	W	W	L						6	1
10	Bree Hall	L	L	L	L	W	L	W						2	5
30	Rebecca Harris	L	L	L	L	W	L	W						2	5
28	Dorie Harrison	L	W	L	W	W	W	W						5	2
2	Isabelle Harrison	L	W	L	L	L	L	L						1	6
16	Bria Hartley	L	W	L	L	W	L	W						3	4
75	Air Hearn	L	W	L	-	-	-	-						1	2
8	Sequoia Holmes	L	L	L	L	L	L	L						0	7
25	Deja Kelly	W	L	W	L	L	L	L						2	5
22	JoJo Lacey	W	L	W	W	L	W	L						4	3
26	Kiara Leslie	W	W	W	L	W	L	W						5	2
33	Natasha Mack	L	L	L	W	W	W	W						4	3
24	Aneesah Morrow	W	W	W	L	L	L	W						4	3
18	Teana Muldrow	L	W	L	L	W	L	L						2	5
11	Kia Nurse	L	L	L	L	W	L	L						1	6
6	Aaliyah Nye	L	L	L	W	L	W	L						2	5
1	Te-Hina Paopao	W	L	W	L	W	L	W						4	3
34	Shey Peddy	L	L	L	W	L	W	L						2	5
93	Alissa Pili	-	-	-	W	L	W	L						2	2
23	Aerial Powers	L	W	L	L	L	L	W						2	5
21	Mercedes Russell	W	W	W	W	L	W	W						6	1
15	Jacy Sheldon	W	L	W	L	W	L	L						3	4
0	Jaylyn Sherrod	L	L	L	W	L	W	W						3	4
99	Odyssey Sims	L	W	L	W	W	W	W						5	2
5	NaLyssa Smith	W	L	L	L	L	L	L						1	6
40	Kiah Stokes	L	W	W	L	W	L	W						4	3
32	Asia Taylor	W	W	L	L	L	L	W						3	4
88	Kayana Traylor	W	W	W	L	L	L	W						4	3
9	Brianna Turner	L	L	L	L	L	L	L						0	7

## GAME-BY-GAME PLUS-MINUS LOG

No.	Player	Feb. 4	Feb. 6	Feb. 7	Feb. 11	Feb. 13	Feb. 14	Feb. 18	Feb. 20	Feb. 21	Feb. 25	Feb. 26	Mar. 1	Total	Avg.
77	Ariel Atkins	5	-9	11	21	3	INA	INA						31	6.2
13	Sarah Ashlee Barker	-14	3	-10	20	15	-1	9						22	3.1
69	Kierstan Bell	3	-5	-2	22	1	10	14						43	6.1
17	Grace Berger	3	-1	-2	2	0	10	-12						0	0.0
4	Lexie Brown	-8	-5	-10	1	INA	INA	-8						-30	-6.0
42	Emma Cannon	13	5	3	-1	2	9	5						36	5.1
31	Tina Charles	13	-18	9	18	-8	-7	-6						1	0.1
20	Kaitlyn Chen	14	8	8	-19	12	-9	-2						12	1.7
7	Alysha Clark	18	5	2	17	-6	4	-10						30	4.3
41	Alaina Coates	-8	-2	-1	-4	-7	DNP	-8						-30	-5.0
14	Zia Cooke	16	-5	6	-15	-4	0	4						2	0.3
12	McKenzie Forbes	0	3	-3	1	0	14	INA						15	2.5
35	Rebekah Gardner	16	2	7	20	4	23	-2						70	10.0
10	Bree Hall	-6	-14	16	-11	3	-9	0						-21	-3.0
30	Rebecca Harris	-4	3	4	0	5	-5	0						3	0.4
28	Dorie Harrison	-7	4	-8	1	5	12	-5						2	0.3
2	Isabelle Harrison	-5	INA	INA	INA	INA	INA	-2						-7	-3.5
16	Bria Hartley	-7	9	DNP	-2	INA	-9	-7						-16	-3.2
75	Air Hearn	-7	INA	INA	INA	INA	INA	INA						-7	-7.0
8	Sequoia Holmes	-15	-10	4	-9	-1	-1	1						-31	-4.4
25	Deja Kelly	0	-2	-5	-10	-11	-1	-2						-31	-4.4
22	JoJo Lacey	-4	-2	4	-8	-6	-2	3						-15	-2.1
26	Kiara Leslie	0	1	-6	3	5	-7	1						-3	-0.4
33	Natasha Mack	-7	2	-9	20	14	5	0						25	3.6
24	Aneesah Morrow	17	14	-1	-15	-8	-3	6						10	1.4
18	Teana Muldrow	-6	12	12	0	21	-14	14						39	5.6
11	Kia Nurse	-16	1	-9	-11	10	-11	-10						-46	-6.6
6	Aaliyah Nye	4	-3	5	-6	-15	9	-3						-9	-1.3
1	Te-Hina Paopao	0	-8	-7	0	-6	-12	15						-18	-2.6
34	Shey Peddy	0	-7	-18	16	4	5	-5						-5	-0.7
93	Alissa Pili	-	-	-	1	2	2	-19						-14	-3.5
23	Aerial Powers	-12	6	-4	-17	-5	-3	-4						-39	-5.6
21	Mercedes Russell	13	10	12	17	-8	17	7						68	9.7
15	Jacy Sheldon	15	1	12	-9	0	-3	1						17	2.4
0	Jaylyn Sherrod	-7	-1	9	-2	-14	0	2						-13	-1.9
99	Odyssey Sims	-15	8	-6	19	14	8	17						45	6.4
5	NaLyssa Smith	4	-1	-6	-16	-12	0	-10						-41	-5.9
40	Kiah Stokes	-9	6	-12	-19	5	-11	15						-25	-3.6
32	Asia Taylor	5	2	INA	-2	-7	-5	-1						-8	-1.3
88	Kayana T aylor	4	0	3	-14	-2	-11	3						-17	-2.4
9	Brianna Turner	-4	-6	-12	-7	-5	-6	-7						-47	-6.7

## INDIVIDUAL POINTS-REBOUNDS-ASSISTS

No.	Player	Feb. 4	Feb. 6	Feb. 7	Feb. 11	Feb. 13	Feb. 14	Feb. 18	Feb. 20	Feb. 21	Feb. 26	Feb. 26	Mar. 1
77	Ariel Atkins	12-4-1	8-2-2	19-8-5	7-5-4	10-2-0	INA	INA					
13	Sarah Ashlee Barker	6-8-3	13-3-4	16-5-5	13-4-3	12-4-2	12-6-1	14-4-1					
69	Kierstan Bell	10-5-1	9-3-2	12-1-1	12-2-0	10-6-2	14-4-0	11-5-4					
17	Grace Berger	0-0-0	0-1-0	2-1-1	2-3-4	0-0-3	9-3-3	0-0-1					
4	Lexie Brown	0-0-1	15-2-4	0-2-1	6-1-1	INA	INA	6-1-2					
42	Emma Cannon	10-5-2	8-6-0	14-5-0	5-5-0	10-5-0	7-5-1	12-8-1					
31	Tina Charles	17-9-1	10-10-1	15-8-0	17-8-1	0-2-0	20-8-3	12-9-3					
20	Kaitlyn Chen	10-5-4	18-2-6	15-4-3	8-2-6	19-5-4	10-5-6	14-1-6					
7	Alysha Clark	9-3-5	4-4-4	9-5-5	8-9-1	17-3-3	9-7-4	16-5-1					
41	Alaina Coates	2-1-0	0-4-0	2-8-0	0-2-0	3-3-0	DNP	9-4-0					
14	Zia Cooke	16-4-1	25-2-3	12-4-6	23-5-4	13-2-3	17-0-4	11-3-2					
12	McKenzie Forbes	3-0-3	0-1-3	3-0-0	11-1-2	3-0-1	8-6-2	INA					
35	Rebekah Gardner	17-4-1	12-0-1	8-4-6	12-4-4	14-3-0	15-3-2	18-6-1					
10	Bree Hall	17-4-0	0-5-1	25-5-2	7-3-0	12-3-0	12-1-1	15-3-1					
30	Rebecca Harris	2-1-0	0-0-1	0-2-0	0-0-0	5-3-1	0-1-2	0-0-0					
28	Dorie Harrison	6-5-1	6-4-0	4-3-1	5-5-0	6-3-1	2-5-1	5-2-0					
2	Isabelle Harrison	4-2-0	INA	INA	INA	INA	INA	3-5-1					
16	Bria Hartley	11-2-3	4-0-0	DNP	9-2-1	INA	8-1-1	2-1-1					
75	Air Hearn	2-0-1	INA	INA	INA	INA	INA	INA					
8	Sequoia Holmes	0-1-0	3-2-0	2-6-1	3-1-0	6-1-1	4-0-1	5-0-4					
25	Deja Kelly	3-4-1	9-2-2	0-1-1	4-2-0	10-1-0	8-0-1	2-2-4					
22	JoJo Lacey	0-1-0	0-0-0	0-0-1	4-2-1	0-0-0	0-0-1	0-1-0					
26	Kiara Leslie	5-4-2	6-1-0	0-4-1	0-4-1	9-2-1	2-3-4	9-6-4					
33	Natasha Mack	9-14-1	11-15-1	11-13-0	9-15-3	11-13-1	13-13-4	14-17-1					
24	Aneesah Morrow	14-13-1	14-10-3	16-5-0	20-16-1	9-15-2	17-19-0	16-9-3					
18	Teana Muldrow	15-4-1	12-6-0	8-3-3	12-11-2	18-4-2	12-6-0	8-3-3					
11	Kia Nurse	22-4-2	22-1-1	10-3-2	16-2-0	21-4-1	20-3-1	17-1-2					
6	Aaliyah Nye	7-3-1	4-2-1	12-1-1	4-5-0	7-5-0	19-1-5	3-0-0					
1	Te-Hina Paopao	8-2-3	4-1-1	3-3-5	4-3-4	6-2-2	12-1-1	10-5-3					
34	Shey Peddy	2-2-4	11-5-5	0-2-0	14-1-6	19-5-7	11-8-3	12-3-5					
93	Alissa Pili	NR	NR	NR	11-3-0	16-6-5	10-1-2	4-8-0					
23	Aerial Powers	17-4-1	16-9-1	16-7-2	2-0-0	15-1-1	18-3-1	6-4-0					
21	Mercedes Russell	7-3-1	12-9-3	10-16-2	7-7-3	5-9-2	23-4-0	3-5-2					
15	Jacy Sheldon	4-2-2	9-0-2	12-1-1	2-3-1	5-2-3	0-1-0	10-1-4					
0	Jaylyn Sherrod	7-1-1	6-4-2	14-7-5	6-0-1	3-1-4	5-1-2	15-4-2					
99	Odyssey Sims	18-7-3	21-7-6	23-7-3	31-0-8	25-3-3	17-1-4	18-0-6					
5	NaLyssa Smith	16-16-1	19-10-3	6-3-0	17-6-2	15-4-2	19-3-1	16-15-4					
40	Kiah Stokes	6-9-0	8-15-1	9-9-0	6-9-1	2-13-2	3-12-4	4-9-1					
32	Asia Taylor	22-5-2	11-2-1	INA	15-4-2	0-4-3	0-1-0	3-3-0					
88	Kayana T aylor	4-0-1	14-2-1	7-1-2	5-3-2	14-2-3	8-1-4	15-0-6					
9	Brianna Turner	7-11-3	0-7-2	2-1-0	0-2-0	4-3-2	0-1-1	3-4-0					

**Key:** DNP = Did Not Play (Captain's Decision); INA = Did Not Play (Inactive); NR = Not on Roster

SINGLE-GAME HIGHS & LOWS

TEAM HIGHS • 2026 SEASON

Statistic	No.	Team	Opponent	Date
Points - Game	110	Glow	Rhythm	February 11, 2026
Points - 1st Quarter	34	Glow	Rhythm	February 11, 2026
Points - 2nd Quarter	26	Glow	Gold Rush	February 14, 2026
Points - 3rd Quarter	33	Glow	Gold Rush	February 14, 2026
Points - 4th Quarter	28	Eclipse	Rhythm	February 14, 2026
Points - Overtime (combined)	-			
Field Goals Made	42	Glow	Rhythm	February 11, 2026
Field Goal Attempts	86	Glow	Gold Rush	February 14, 2026
Field Goal Pct.	.582	Eclipse	Glow	February 6, 2026
3-Point Field Goals Made	15	Gold Rush	Rhythm	February 13, 2026
3-Point Field Goal Attempts	36	Two times		
3-Point Field Goal Pct.	.545	Glow	Eclipse	February 13, 2026
Free Throws Made	28	Glow	Eclipse	February 6, 2026
Free Throw Attempts	38	Eclipse	Rhythm	February 14, 2026
Free Throw Pct.	1.000	Two times		
Offensive Rebounds	20	Rhythm	Gold Rush	February 13, 2026
Defensive Rebounds	41	Glow	Rhythm	February 4, 2026
Total Rebounds	53	Gold Rush	Rhythm	February 6, 2026
Fouls Committed	26	Eclipse	Glow	February 6, 2026
Assists	25	Glow	Rhythm	February 11, 2026
Turnovers	22	Gold Rush	Glow	February 7, 2026
Blocked Shots	9	Gold Rush	Rhythm	February 13, 2026
Steals	13	Glow	Eclipse	February 6, 2026
Leaderboard Points	5,276	Eclipse	Gold Rush	February 4, 2026

TEAM HIGHS • ALL-TIME

Statistic	No.	Team	Opponent	Date
Points - Game	120	Two times		
Points - 1st Quarter	37	Team Sims	Team T. Mitchell	March 17, 2024
Points - 2nd Quarter	36	Team Mitchell	Team Sims	March 8, 2023
Points - 3rd Quarter	38	Team Sims	Team Cole	February 24, 2023
Points - 4th Quarter	43	Team Smith	Team Sims	March 25, 2023
Points - Overtime (combined)	32	Team Hawkins	Team Cloud	February 26, 2022
Field Goals Made	47	Two times		
Field Goal Attempts	104	Team Hawkins	Team Cloud	February 26, 2022
Field Goal Pct.	.610	Team Sims	Team Cole	February 24, 2023
3-Point Field Goals Made	19	Two times		
3-Point Field Goal Attempts	48	Team Bell	Team Cloud	March 23, 2024
3-Point Field Goal Pct.	.615	Team Harrison	Team Russell	February 5, 2022
Free Throws Made	31	Team Gray	Team T. Mitchell	March 10, 2024
Free Throw Attempts	40	Team Smith	Team Harrison	March 1, 2023
Free Throw Pct.	1.000	15 times		
Offensive Rebounds	26	Team T. Mitchell	Team Cloud	March 14, 2024
Defensive Rebounds	50	Team Westbrook	Team Ki. Bell	February 5, 2025
Total Rebounds	61	Team Cloud	Team Hawkins	February 26, 2022
Fouls Committed	27	Team Gray	Team Cloud	March 17, 2024
Assists	31	Two times		
Turnovers	25	Team Hawkins	Team Cloud	February 18, 2022
Blocked Shots	13	Team Gray	Team T. Mitchell	March 10, 2024
Steals	16	Two times		
Leaderboard Points	5,628	Team Westbrook	Team Ki. Bell	February 5, 2025

SINGLE-GAME HIGHS & LOWS

TEAM LOWS • 2026 SEASON

Statistic	No.	Team	Opponent	Date
Points - Game	64	Gold Rush	Eclipse	February 11, 2026
Points - 1st Quarter	13	Rhythm	Glow	February 4, 2026
Points - 2nd Quarter	11	Two times		
Points - 3rd Quarter	14	Glow	Gold Rush	February 7, 2026
Points - 4th Quarter	12	Two times		
Points - Overtime (combined)	-			
Field Goals Made	23	Gold Rush	Eclipse	February 11, 2026
Field Goal Attempts	59	Rhythm	Eclipse	February 14, 2026
Field Goal Pct.	.329	Rhythm	Gold Rush	February 6, 2026
3-Point Field Goals Made	3	Gold Rush	Glow	February 7, 2026
3-Point Field Goal Attempts	15	Rhythm	Gold Rush	February 13, 2026
3-Point Field Goal Pct.	.158	Gold Rush	Glow	February 7, 2026
Free Throws Made	5	Gold Rush	Glow	February 14, 2026
Free Throw Attempts	5	Gold Rush	Glow	February 14, 2026
Free Throw Pct.	.563	Glow	Rhythm	February 18, 2026
Offensive Rebounds	2	Rhythm	Eclipse	February 14, 2026
Defensive Rebounds	23	Two times		
Total Rebounds	28	Rhythm	Eclipse	February 14, 2026
Fouls Committed	6	Glow	Gold Rush	February 14, 2026
Assists	11	Rhythm	Glow	February 11, 2026
Turnovers	8	Eclipse	Rhythm	February 14, 2026
Blocked Shots	1	Three times		
Steals	3	Two times		
Leaderboard Points	510	Gold Rush	Eclipse	February 11, 2026

TEAM LOWS • ALL-TIME

Statistic	No.	Team	Opponent	Date
Points - Game	54	Team Hawkins	Team Harrison	February 9, 2022
Points - 1st Quarter	8	Two times		
Points - 2nd Quarter	6	Team Hawkins	Team Harrison	February 9, 2022
Points - 3rd Quarter	11	Team Sims	Team Harrison	March 4, 2023
Points - 4th Quarter	12	Team Cloud	Team Hawkins	February 11, 2022
Points - Overtime (combined)	7	Team Sims	Team Williams	February 23, 2023
Field Goals Made	21	Team Ki. Bell	Team Colson	February 8, 2025
Field Goal Attempts	57	Team Sims	Team Carrington	January 29, 2022
Field Goal Pct.	.308	Team Ki. Bell	Team Westbrook	February 5, 2025
3-Point Field Goals Made	1	Two times		
3-Point Field Goal Attempts	11	Team K. Mitchell	Team Smith	March 10, 2023
3-Point Field Goal Pct.	.045	Team Harrison	Team Hillmon	March 25, 2023
Free Throws Made	3	Team Cloud	Team Sims	March 20, 2024
Free Throw Attempts	4	Two times		
Free Throw Pct.	.474	Team Cole	Team Cloud	February 23, 2023
Offensive Rebounds	2	Rhythm	Eclipse	February 14, 2026
Defensive Rebounds	17	Two times		
Total Rebounds	23	Team Russell	Team Harrison	February 5, 2022
Fouls Committed	6	Two times		
Assists	7	Team Ki. Bell	Team Colson	February 8, 2025
Turnovers	4	Team Siegrist	Team Caldwell	February 20, 2025
Blocked Shots	0	13 times		
Steals	2	Two times		
Leaderboard Points	371	Team Ki. Bell	Team Westbrook	February 5, 2025

SINGLE-GAME HIGHS & LOWS

INDIVIDUAL HIGHS • 2026 SEASON

Statistic	No.	Player	Opponent	Date
Points - Game	31	Odyssey Sims	Rhythm	February 11, 2026
Points - 1st Quarter	14	Ariel Atkins	Gold Rush	February 7, 2026
Points - 2nd Quarter	11	Three times		
Points - 3rd Quarter	11	Odyssey Sims	Glow	February 7, 2026
Points - 4th Quarter	11	Odyssey Sims	Rhythm	February 11, 2026
Points - Overtime (combined)	-			
Field Goals Made	11	Odyssey Sims	Rhythm	February 11, 2026
Field Goal Attempts	24	Odyssey Sims	Rhythm	February 6, 2026
Field Goal Pct. (min. 8 FGM)	.733	Odyssey Sims	Rhythm	February 11, 2026
3-Point Field Goals Made	5	Two times		
3-Point Field Goal Attempts	11	Kia Nurse	Gold Rush	February 6, 2026
3-Point Field Goal Pct. (min. 4 3FGM)	.667	Three times		
Free Throws Made	9	Two times		
Free Throw Attempts	14	Odyssey Sims	Glow	February 7, 2026
Free Throw Pct. (min. 8 FTM)	.900	Odyssey Sims	Rhythm	February 11, 2026
Offensive Rebounds	8	Two times		
Defensive Rebounds	18	Aneesah Morrow	Eclipse	February 14, 2026
Total Rebounds	19	Aneesah Morrow	Eclipse	February 14, 2026
Fouls Committed	6	Three times		
Fouls Drawn	9	Odyssey Sims	Eclipse	February 4, 2026
Assists	8	Odyssey Sims	Rhythm	February 11, 2026
Turnovers	7	Odyssey Sims	Glow	February 7, 2026
Blocked Shots	6	Natasha Mack	Rhythm	February 11, 2026
Steals	6	Ariel Atkins	Gold Rush	February 11, 2026
Leaderboard Points	824	Odyssey Sims	Rhythm	February 11, 2026

INDIVIDUAL HIGHS • ALL-TIME

Statistic	No.	Player	Opponent	Date
Points - Game	50	NaLyssa Smith	Team Sims	March 25, 2023
Points - 1st Quarter	19	Maddy Siegrist	Team I. Harrison	February 19, 2025
Points - 2nd Quarter	18	Two times		
Points - 3rd Quarter	18	Destinee Walker	Team Brown	February 5, 2022
Points - 4th Quarter	19	NaLyssa Smith	Team Sims	March 25, 2023
Points - Overtime (combined)	16	DiJonai Carrington	Team Russell	January 28, 2022
Field Goals Made	20	NaLyssa Smith	Team Sims	March 25, 2023
Field Goal Attempts	32	Allisha Gray	Team T. Mitchell	March 16, 2024
Field Goal Pct. (min. 8 FGM)	.889	Three times		
3-Point Field Goals Made	10	Crystal Bradford	Team Sims	February 27, 2025
3-Point Field Goal Attempts	20	Crystal Bradford	Team Sims	February 27, 2025
3-Point Field Goal Pct. (min. 4 3FGM)	1.000	Two times		
Free Throws Made	16	Natasha Cloud	Team Brown	February 25, 2022
Free Throw Attempts	17	Two times		
Free Throw Pct. (min. 8 FTM)	1.000	24 times		
Offensive Rebounds	9	Three times		
Defensive Rebounds	18	Aneesah Morrow	Eclipse	February 14, 2026
Total Rebounds	19	Two times		
Fouls Committed	7	Natasha Cloud	Team T. Mitchell	March 14, 2024
Fouls Drawn	11	Four times		
Assists	19	Natasha Cloud	Team Hawkins	February 26, 2022
Turnovers	10	Allisha Gray	Team Bell	March 20, 2024
Blocked Shots	6	Two times		
Steals	7	Two times		
Leaderboard Points	941	Odyssey Sims	Team Bradford	February 15, 2025

PLAYER SUPERLATIVES

10+ POINTS

Player	2022	2023	2024	2025	2026	Total
Atkins, Ariel					3	3
Barker, Sarah Ashlee					6	6
Bell, Kierstan		11	11	8	6	36
Berger, Grace			4			4
Brown, Lexie	12	8	5	11	1	37
Cannon, Emma					4	4
Charles, Tina					6	6
Chen, Kaitlyn					6	6
Clark, Alysha				5	2	7
Cooke, Zia			9		7	16
Forbes, McKenzie				1	1	2
Gardner, Rebekah					6	6
Hall, Bree					5	5
Harris, Rebecca	7			6		13
Harrison, Dorie				2		2
Harrison, Isabelle	13	15	4	10		42
Hartley, Bria				9	1	10
Hearn, Air	5	9	11			25
Holmes, Sequoia			2	2		4
Kelly, Deja					1	1
Leslie, Kiara				2		2
Mack, Natasha					5	5
Morrow, Aneesah					6	6
Muldrow, Teana			5		5	10
Nurse, Kia				9	7	16
Nye, Aaliyah					2	2
Paopao, Te-Hina					2	2
Peddy, Shey				6	5	11
Powers, Aerial					5	5
Russell, Mercedes	6				3	9
Sheldon, Jacy					2	2
Sherrod, Jaylyn				3	2	5
Sims, Odyssey	14	14	12	12	7	59
Smith, NaLyssa		15			6	21
Taylor, Asia				5	3	8
Traylor, Kayana					3	3

20+ POINTS

Player	2022	2023	2024	2025	2026	Total
Bell, Kierstan		5	9			14
Brown, Lexie	1	1	4	2		8
Charles, Tina					1	1
Clark, Alysha				2		2
Cooke, Zia			3		2	5
Hall, Bree					1	1
Harrison, Isabelle	6	10	1	4		21
Hartley, Bria				4		4
Hearn, Air			6			6
Morrow, Aneesah					1	1
Nurse, Kia				2	4	6
Peddy, Shey				1		1
Russell, Mercedes	3				1	4
Sims, Odyssey	8	13	8	11	4	44
Smith, NaLyssa		12				12
Taylor, Asia				1	1	2

25+ POINTS

Player	2022	2023	2024	2025	2026	Total
Bell, Kierstan		1	2			3
Brown, Lexie			1			1
Cooke, Zia			1		1	2
Hall, Bree					1	1
Harrison, Isabelle	3	6	1	1		11
Hartley, Bria				1		1
Hearn, Air			1			1
Nurse, Kia				1		1
Sims, Odyssey	5	10	4	6	2	27
Smith, NaLyssa		4				4

30+ POINTS

Player	2022	2023	2024	2025	2026	Total
Cooke, Zia			1			1
Harrison, Isabelle		3	1			4
Nurse, Kia				1		1
Sims, Odyssey	3	5	3	3	1	15
Smith, NaLyssa		2				2

40+ POINTS

Player	2022	2023	2024	2025	2026	Total
Harrison, Isabelle		1	1			2
Sims, Odyssey			1	1		2
Smith, NaLyssa		1				1

50+ POINTS

Player	2022	2023	2024	2025	2026	Total
Smith, NaLyssa		1				1

10+ REBOUNDS

Player	2022	2023	2024	2025	2026	Total
Bell, Kierstan		3	1	1		5
Brown, Lexie	1					1
Charles, Tina					1	1
Clark, Alysha				2		2
Harrison, Dorie				1		1
Harrison, Isabelle	5	4	1	4		14
Hartley, Bria				1		1
Leslie, Kiara				1		1
Mack, Natasha					7	7
Morrow, Aneesah					5	5
Muldrow, Teana			1		1	2
Russell, Mercedes	3				1	4
Sims, Odyssey	1		2	1		4
Smith, NaLyssa		12			3	15
Stokes, Kiah					3	3
Turner, Brianna					1	1

15+ REBOUNDS

Player	2022	2023	2024	2025	2026	Total
Mack, Natasha					3	3
Morrow, Aneesah					3	3
Russell, Mercedes					1	1
Smith, NaLyssa		2			2	4
Stokes, Kiah					1	1

7+ ASSISTS

Player	2022	2023	2024	2025	2026	Total
Bell, Kierstan		2				2
Berger, Grace			1			1
Brown, Lexie	5	1	1			7
Harrison, Isabelle	1					1
Hartley, Bria				2		2
Hearn, Air	1					1
Nurse, Kia				1		1
Peddy, Shey				1	1	2
Sims, Odyssey	6	7	12	5	1	31



PLAYER SUPERLATIVES

10+ ASSISTS

Player	2022	2023	2024	2025	2026	Total
Bell, Kierstan		1				1
Brown, Lexie			1			1
Sims, Odyssey	1	3	6	2		12

15+ ASSISTS

Player	2022	2023	2024	2025	2026	Total
Sims, Odyssey			1			1

500+ LEADERBOARD POINTS

Player	2022	2023	2024	2025	2026	Total
Atkins, Ariel					2	2
Barker, Sarah Ashlee					1	1
Bell, Kierstan		3	6	1	1	11
Berger, Grace			1			1
Brown, Lexie	3		2	5		10
Charles, Tina					3	3
Chen, Kaitlyn					3	3
Clark, Alysha				2	1	3
Cooke, Zia			2			2
Forbes, McKenzie				1		1
Gardner, Rebekah					3	3
Hall, Bree					1	1
Harris, Rebecca				1		1
Harrison, Isabelle	2	5	1	4		12
Hartley, Bria				3		3
Hearn, Air		1	4			5
Holmes, Sequoia			1			1
Mack, Natasha					4	4
Morrow, Aneesah					3	3
Muldrow, Teana					1	1
Nurse, Kia				2		2
Nye, Aaliyah					1	1
Peddy, Shey				2	1	3
Powers, Aerial					1	1
Russell, Mercedes					3	3
Sherrrod, Jaylyn					1	1
Sims, Odyssey	2	7	5	7	5	26
Smith, NaLyssa		6			1	7
Taylor, Asia				1	1	2

600+ LEADERBOARD POINTS

Player	2022	2023	2024	2025	2026	Total
Bell, Kierstan		1	4	1		6
Brown, Lexie			1	1		2
Charles, Tina					1	1
Chen, Kaitlyn					1	1
Clark, Alysha				1		1
Cooke, Zia			1			1
Gardner, Rebekah					1	1
Harrison, Isabelle		1	1	1		3
Hartley, Bria				1		1
Hearn, Air			1			1
Mack, Natasha					1	1
Morrow, Aneesah					1	1
Nurse, Kia				1		1
Nye, Aaliyah					1	1
Peddy, Shey				1	1	2
Russell, Mercedes					1	1
Sims, Odyssey		3	4	7	2	16
Smith, NaLyssa		4				4
Taylor, Asia					1	1

700+ LEADERBOARD POINTS

Player	2022	2023	2024	2025	2026	Total
Brown, Lexie			1			1
Harrison, Isabelle			1			1
Nurse, Kia				1		1
Sims, Odyssey			3	4	1	8
Smith, NaLyssa		1				1
Taylor, Asia					1	1

800+ LEADERBOARD POINTS

Player	2022	2023	2024	2025	2026	Total
Harrison, Isabelle			1			1
Sims, Odyssey			1	2	1	4
Smith, NaLyssa		1				1

900+ LEADERBOARD POINTS

Player	2022	2023	2024	2025	2026	Total
Sims, Odyssey				1		1

DOUBLE-DOUBLES

Player	2022	2023	2024	2025	2026	Total
Bell, Kierstan		3	1			4
Charles, Tina					1	1
Clark, Alysha				1		1
Harrison, Dorie				1		1
Harrison, Isabelle	4	4	1	4		13
Leslie, Kiara				1		1
Mack, Natasha					5	5
Morrow, Aneesah					4	4
Muldrow, Teana			1		1	2
Russell, Mercedes	3				1	4
Sims, Odyssey	2	3	6	2		13
Smith, NaLyssa		12			3	15

TRIPLE-DOUBLES

Player	2022	2023	2024	2025	2026	Total
Sims, Odyssey			2	1		3

DRAFT RESULTS • BY TEAM ORDER

WEEK ONE: FEBRUARY 4-7

ROUND	GOLD RUSH	GLOW	RHYTHM	ECLIPSE
Captain	Bria Hartley (G)	NaLyssa Smith (F)	Lexie Brown (G)	Alysha Clark (F)
1	Isabelle Harrison (F)	Tina Charles (C)	Shey Peddy (G)	Mercedes Russell (C)
2	Odyssey Sims (G)	Ariel Atkins (G)	Brianna Turner (F)	Kaitlyn Chen (G)
3	Kiah Stokes (C)	Te-Hina Paopao (G)	Bree Hall (G)	Rebekah Gardner (G)
4	Sarah Ashlee Barker (G)	Jacy Sheldon (G)	Kia Nurse (G)	Aneesah Morrow (F)
5	Dorie Harrison (F)	Emma Cannon (F)	Jaylyn Sherrod (G)	Kierstan Bell (G)
6	Aerial Powers (G)	Zia Cooke (G)	Natasha Mack (F)	Asia Taylor (F)
7	Teana Muldrow (F)	Deja Kelly (G)	Aaliyah Nye (G/F)	Kayana Traylor (G)
8	Air Hearn (G)	Grace Berger (G)	Sequoia Holmes (G)	Kiara Leslie (G)
9	Alaina Coates (C)	JoJo Lacey (G)	Rebecca Harris (G)	McKenzie Forbes (G/F)

WEEK TWO: FEBRUARY 11-14

ROUND	GOLD RUSH	GLOW	RHYTHM	ECLIPSE
Captain	Kaitlyn Chen (G)	Rebekah Gardner (G)	Aneesah Morrow (F)	Alysha Clark (F)
1	Kiah Stokes (C)	Odyssey Sims (G)	NaLyssa Smith (F)	Mercedes Russell (C)
2	Bree Hall (G)	Natasha Mack (F)	Zia Cooke (G)	Shey Peddy (G)
3	Jacy Sheldon (G)	Sarah Ashlee Barker (G)	Asia Taylor (F)	Ariel Atkins (G)
4	Kia Nurse (G)	Emma Cannon (F)	Aerial Powers (G)	Alissa Pili (F)
5	Teana Muldrow (F)	Kierstan Bell (G)	Kayana Traylor (G)	Aaliyah Nye (G/F)
6	Te-Hina Paopao (G)	McKenzie Forbes (G/F)	Brianna Turner (F)	Tina Charles (C)
7	Bria Hartley (G)	Dorie Harrison (F)	Sequoia Holmes (G)	Jaylyn Sherrod (G)
8	Kiara Leslie (G)	Grace Berger (G)	Deja Kelly (G)	JoJo Lacey (F)
9	Rebecca Harris (G)	Lexie Brown (G)	Isabelle Harrison (F)	Alaina Coates (C)

WEEK THREE: FEBRUARY 18-21

ROUND	GOLD RUSH	GLOW	RHYTHM	ECLIPSE
Captain	Odyssey Sims (G)	Natasha Mack (F)	Rebekah Gardner (G)	Shey Peddy (G)
1	Kiah Stokes (C)	Mercedes Russell (C)	Kaitlyn Chen (G)	Alysha Clark (F)
2	Kierstan Bell (G)	Kayana Traylor (G)	Emma Cannon (F)	Kia Nurse (G)
3	Te-Hina Paopao (G)	Sarah Ashlee Barker (G)	Tina Charles (C)	Teana Muldrow (F)
4	Bree Hall (G)	Asia Taylor (F)	Aaliyah Nye (G)	NaLyssa Smith (C)
5	Aneesah Morrow (F)	Dorie Harrison (F)	Zia Cooke (G)	Jacy Sheldon (G)
6	Lexie Brown (G)	Jaylyn Sherrod (G)	Brianna Turner (F)	Ariel Atkins (G)
7	Grace Berger (G)	Kiara Leslie (G)	McKenzie Forbes (G/F)	Alissa Pili (F)
8	Aerial Powers (G)	Bria Hartley (G)	Deja Kelly (G)	JoJo Lacey (F)
9	Alaina Coates (C)	Rebecca Harris (G)	Isabelle Harrison (F)	Sequoia Holmes (G)

WEEK FOUR: FEBRUARY 25-MARCH 1

ROUND	GOLD RUSH	GLOW	RHYTHM	ECLIPSE
Captain				
1				
2				
3				
4				
5				
6				
7				
8				
9				

## DRAFT RESULTS • BY OVERALL ORDER

DRAFT PICK	WEEK 1	WEEK 2	WEEK 3	WEEK 4
Captain	Bria Hartley (G)	Kaitlyn Chen (G)	Odyssey Sims (G)	
Captain	NaLyssa Smith (F)	Rebekah Gardner (G)	Natasha Mack (F)	
Captain	Lexie Brown (G)	Aneesah Morrow (F)	Rebekah Gardner (G)	
Captain	Alysha Clark (F)	Alysha Clark (F)	Shey Peddy (G)	
1	Mercedes Russell (C)	Mercedes Russell (C)	Alysha Clark (F)	
2	Shey Peddy (G)	NaLyssa Smith (F)	Kaitlyn Chen (G)	
3	Tina Charles (C)	Odyssey Sims (G)	Mercedes Russell (C)	
4	Isabelle Harrison (F)	Kiah Stokes (C)	Kiah Stokes (C)	
5	Odyssey Sims (G)	Bree Hall (G)	Kierstan Bell (G)	
6	Ariel Atkins (G)	Natasha Mack (F)	Kayana Traylor (G)	
7	Brianna Turner (F)	Zia Cooke (G)	Emma Cannon (F)	
8	Kaitlyn Chen (G)	Shey Peddy (G)	Kia Nurse (G)	
9	Rebekah Gardner (G)	Ariel Atkins (G)	Teana Muldrow (F)	
10	Bree Hall (G)	Asia Taylor (F)	Tina Charles (C)	
11	Te-Hina Paopao (G)	Sarah Ashlee Baker (G)	Sarah Ashlee Barker (G)	
12	Kiah Stokes (C)	Jacy Sheldon (G)	Te-Hina Paopao (G)	
13	Sarah Ashlee Barker (G)	Kia Nurse (G)	Bree Hall (G)	
14	Jacy Sheldon (G)	Emma Cannon (F)	Asia Taylor (F)	
15	Kia Nurse (G)	Aerial Powers (G)	Aaliyah Nye (G)	
16	Aneesah Morrow (F)	Alissa Pili (F)	NaLyssa Smith (C)	
17	Kierstan Bell (G)	Aaliyah Nye (G/F)	Jacy Sheldon (G)	
18	Jaylyn Sherrod (G)	Kayana Traylor (G)	Zia Cooke (G)	
19	Emma Cannon (F)	Kierstan Bell (G)	Dorie Harrison (F)	
20	Dorie Harrison (F)	Teana Muldrow (F)	Aneesah Morrow (F)	
21	Aerial Powers (G)	Te-Hina Paopao (G)	Lexie Brown (G)	
22	Zia Cooke (G)	McKenzie Forbes (G/F)	Jaylyn Sherrod (G)	
23	Natasha Mack (F)	Brianna Turner (F)	Brianna Turner (F)	
24	Asia Taylor (F)	Tina Charles (C)	Ariel Atkins (G)	
25	Kayana Traylor (G)	Jaylyn Sherrod (G)	Alissa Pili (F)	
26	Aaliyah Nye (G/F)	Sequoia Holmes (G)	McKenzie Forbes (G/F)	
27	Deja Kelly (G)	Dorie Harrison (F)	Kiara Leslie (G)	
28	Teana Muldrow (F)	Bria Hartley (G)	Grace Berger (G)	
29	Air Hearn (G)	Kiara Leslie (G)	Aerial Powers (G)	
30	Grace Berger (G)	Grace Berger (G)	Bria Hartley (G)	
31	Sequoia Holmes (G)	Deja Kelly (G)	Deja Kelly (G)	
32	Kiara Leslie (G)	JoJo Lacey (F)	JoJo Lacey (F)	
33	McKenzie Forbes (G/F)	Alaina Coates (C)	Sequoia Holmes (G)	
34	Rebecca Harris (G)	Isabelle Harrison (F)	Isabelle Harrison (F)	
35	JoJo Lacey (G)	Lexie Brown (G)	Rebecca Harris (G)	
36	Alaina Coates (C)	Rebecca Harris (G)	Alaina Coates (C)	

#0 • JAYLYN SHERROD • GUARD • 5-7 • BIRMINGHAM, ALA. • COLORADO • SHE/HER



SEASON HIGHS			
Statistic	No.	Opponent	Date
Points	15	Rhythm	February 18, 2026
FG Made	6	Rhythm	February 18, 2026
FG Attempts	12	Eclipse	February 7, 2026
3-Pt. FG Made	1	Rhythm	February 18, 2026
3-Pt. FG Attempts	2	Four times	
FT Made	4	Two times	
FT Attempts	6	Rhythm	February 14, 2026
Rebounds	7	Eclipse	February 7, 2026
Assists	5	Eclipse	February 7, 2026
Turnovers	2	Three times	
Blocks	-		
Steals	3	Two times	
Minutes	28	Eclipse	February 7, 2026
Leaderboard Points	565	Rhythm	February 18, 2026

CAREER HIGHS			
Statistic	No.	Opponent	Date
Points	15	Rhythm	February 18, 2026
FG Made	6	Rhythm	February 18, 2026
FG Attempts	12	Two times	
3-Pt. FG Made	2	Two times	
3-Pt. FG Attempts	4	Two times	
FT Made	4	Three times	
FT Attempts	6	Rhythm	February 14, 2026
Rebounds	7	Eclipse	February 7, 2026
Assists	5	Two times	
Turnovers	3	Three times	
Blocks	1	Two times	
Steals	3	Two times	
Minutes	33	Two times	
Leaderboard Points	565	Rhythm	February 18, 2026

GAME-BY-GAME LOGS

Date	Opponent	LPTS	GP	GS	MP	FGM	FGA	3FGM	3FGA	FTM	FTA	OR	DR	REB	FC	FD	A	TO	BLK	STL	PTS	Notes
February 4	Glow	169	1	0	18	2	7	0	2	3	4	0	1	1	1	3	1	1	0	3	7	
February 6	Gold Rush	176	1	0	13	1	5	0	2	4	4	0	4	4	2	3	2	1	0	1	6	
February 7	Eclipse	377	1	0	28	5	12	0	1	4	5	2	5	7	3	4	5	2	0	1	14	MVP 2
February 11	Gold Rush	434	1	0	14	3	6	0	2	0	2	0	0	0	1	3	1	2	0	1	6	
February 13	Glow	65	1	0	15	1	5	0	1	1	2	0	1	1	1	2	4	2	0	0	3	
February 14	Rhythm	401	1	0	16	1	3	0	0	3	6	0	1	1	2	3	2	0	0	2	5	
February 18	Rhythm	565	1	0	25	6	10	1	2	2	4	1	3	4	0	4	2	1	0	3	15	MVP 1
February 20																						
February 21																						
February 25																						
February 26																						
March 1																						

#1 • TE-HINA PAOPAO • GUARD • 5-9 • OCEANSIDE, CALIF. • SOUTH CAROLINA • SHE/HER



SEASON HIGHS			
Statistic	No.	Opponent	Date
Points	12	Glow	February 14, 2026
FG Made	5	Glow	February 14, 2026
FG Attempts	8	Two times	
3-Pt. FG Made	2	Four times	
3-Pt. FG Attempts	6	Two times	
FT Made	2	Eclipse	February 6, 2026
FT Attempts	2	Eclipse	February 6, 2026
Rebounds	5	Eclipse	February 18, 2026
Assists	5	Gold Rush	February 7, 2026
Turnovers	2	Gold Rush	February 7, 2026
Blocks	1	Gold Rush	February 7, 2026
Steals	4	Eclipse	February 6, 2026
Minutes	27	Rhythm	February 4, 2026
Leaderboard Points	467	Eclipse	February 18, 2026

CAREER HIGHS			
Statistic	No.	Opponent	Date
Points	12	Glow	February 14, 2026
FG Made	5	Glow	February 14, 2026
FG Attempts	8	Two times	
3-Pt. FG Made	2	Four times	
3-Pt. FG Attempts	6	Two times	
FT Made	2	Eclipse	February 6, 2026
FT Attempts	2	Eclipse	February 6, 2026
Rebounds	5	Eclipse	February 18, 2026
Assists	5	Gold Rush	February 7, 2026
Turnovers	2	Gold Rush	February 7, 2026
Blocks	1	Gold Rush	February 7, 2026
Steals	4	Eclipse	February 6, 2026
Minutes	27	Rhythm	February 4, 2026
Leaderboard Points	467	Eclipse	February 18, 2026

GAME-BY-GAME LOGS

Date	Opponent	LPTS	GP	GS	MP	FGM	FGA	3FGM	3FGA	FTM	FTA	OR	DR	REB	FC	FD	A	TO	BLK	STL	PTS	Notes
February 4	Rhythm	378	1	1	27	3	6	2	4	0	0	0	2	2	4	0	3	0	0	2	8	
February 6	Eclipse	88	1	1	20	1	7	0	3	2	2	1	0	1	2	1	1	0	0	4	4	
February 7	Gold Rush	327	1	1	19	1	6	1	6	0	0	0	3	3	4	1	5	2	1	2	3	
February 11	Eclipse	37	1	0	18	2	8	0	3	0	0	2	1	3	1	0	4	0	0	0	4	
February 13	Rhythm	340	1	0	19	2	7	2	6	0	0	0	2	2	0	0	2	0	0	0	6	
February 14	Glow	195	1	0	18	5	6	2	3	0	0	0	1	1	0	0	1	0	0	1	12	
February 18	Eclipse	467	1	1	22	4	8	2	5	0	0	0	5	5	1	0	3	1	0	1	10	
February 20																						
February 21																						
February 25																						
February 26																						
March 1																						

#2 • ISABELLE HARRISON • FORWARD • 6-3 • NASHVILLE, TENN. • TENNESSEE • SHE/HER



SEASON HIGHS			
Statistic	No.	Opponent	Date
Points	4	Eclipse	February 4, 2026
FG Made	1	Two times	
FG Attempts	6	Glow	February 18, 2026
3-Pt. FG Made	-		
3-Pt. FG Attempts	2	Glow	February 18, 2026
FT Made	-		
FT Attempts	4	Eclipse	February 4, 2026
Rebounds	5	Glow	February 18, 2026
Assists	1	Glow	February 18, 2026
Turnovers	1	Glow	February 18, 2026
Blocks	-		
Steals	1	Glow	February 18, 2026
Minutes	12	Glow	February 18, 2026
Leaderboard Points	300	Rhythm	February 6, 2026

CAREER HIGHS			
Statistic	No.	Opponent	Date
Points	41	Team T. Mitchell	March 14, 2024
FG Made	16	Team T. Mitchell	March 14, 2024
FG Attempts	25	Team Sims	March 22, 2023
3-Pt. FG Made	4	Team Harris	February 14, 2025
3-Pt. FG Attempts	7	Team Harris	February 14, 2025
FT Made	10	Three times	
FT Attempts	12	Team Sims	March 8, 2023
Rebounds	14	Team Bradford	February 27, 2025
Assists	8	Team Cloud	February 16, 2022
Turnovers	6	Team Hillmon	March 18, 2023
Blocks	3	Team Sims	February 18, 2022
Steals	4	Two times	
Minutes	45	Team Russell	January 28, 2022
Leaderboard Points	832	Team T. Mitchell	March 14, 2024

GAME-BY-GAME LOGS

Date	Opponent	LPTS	GP	GS	MP	FGM	FGA	3FGM	3FGA	FTM	FTA	OR	DR	REB	FC	FD	A	TO	BLK	STL	PTS	Notes
February 4	Eclipse	8	1	1	7	1	5	0	0	2	4	2	0	2	0	2	0	0	0	0	4	
February 6	Rhythm	300																				DID NOT PLAY (INACTIVE)
February 7	Glow	120																				DID NOT PLAY (INACTIVE)
February 11	Glow	60																				DID NOT PLAY (INACTIVE)
February 13	Gold Rush	120																				DID NOT PLAY (INACTIVE)
February 14	Eclipse	60																				DID NOT PLAY (INACTIVE)
February 18	Glow	123	1	0	12	1	6	0	2	1	2	2	3	5	2	1	1	1	0	1	3	
February 20																						
February 21																						
February 25																						
February 26																						
March 1																						

#4 • LEXIE BROWN • GUARD • 5-9 • SUWANEE, GA. • DUKE • SHE/HER



SEASON HIGHS			
Statistic	No.	Opponent	Date
Points	15	Gold Rush	February 6, 2026
FG Made	6	Gold Rush	February 6, 2026
FG Attempts	12	Gold Rush	February 6, 2026
3-Pt. FG Made	3	Gold Rush	February 6, 2026
3-Pt. FG Attempts	5	Gold Rush	February 6, 2026
FT Made	1	Eclipse	February 18, 2026
FT Attempts	1	Eclipse	February 18, 2026
Rebounds	2	Two times	
Assists	4	Gold Rush	February 6, 2026
Turnovers	2	Gold Rush	February 6, 2026
Blocks	1	Gold Rush	February 6, 2026
Steals	2	Gold Rush	February 6, 2026
Minutes	25	Gold Rush	February 6, 2026
Leaderboard Points	427	Eclipse	February 18, 2026

CAREER HIGHS			
Statistic	No.	Opponent	Date
Points	27	Team Gray	March 9, 2024
FG Made	9	Two times	
FG Attempts	21	Team Siegrist	March 1, 2025
3-Pt. FG Made	6	Three times	
3-Pt. FG Attempts	10	Team Sims	February 24, 2023
FT Made	11	Team T. Mitchell	March 7, 2024
FT Attempts	13	Team T. Mitchell	March 7, 2024
Rebounds	10	Team Russell	February 4, 2022
Assists	11	Team T. Mitchell	March 14, 2024
Turnovers	5	Two times	
Blocks	2	Team Sims	March 10, 2023
Steals	5	Three times	
Minutes	44	Team Carrington	January 28, 2022
Leaderboard Points	715	Team Gray	March 9, 2024

GAME-BY-GAME LOGS

Date	Opponent	LPTS	GP	GS	MP	FGM	FGA	3FGM	3FGA	FTM	FTA	OR	DR	REB	FC	FD	A	TO	BLK	STL	PTS	Notes
February 4	Glow	112	1	1	3	0	0	0	0	0	0	0	0	0	1	0	1	1	0	0	0	
February 6	Gold Rush	267	1	1	25	6	12	3	5	0	0	1	1	2	2	2	4	2	1	2	15	
February 7	Eclipse	168	1	1	8	0	2	0	1	0	0	0	2	2	2	1	1	0	0	0	0	
February 11	Rhythm	401	1	0	17	3	6	0	3	0	0	0	1	1	2	2	1	1	0	1	6	
February 13	Eclipse	360																				DID NOT PLAY (INACTIVE)
February 14	Gold Rush	360																				DID NOT PLAY (INACTIVE)
February 18	Eclipse	427	1	0	18	2	3	1	1	1	1	0	1	1	1	0	2	0	0	0	6	
February 20																						
February 21																						
February 25																						
February 26																						
March 1																						

#5 • NALYSSA SMITH • FORWARD • 6-4 • CONVERSE, TEXAS • BAYLOR • SHE/HER



SEASON HIGHS			
Statistic	No.	Opponent	Date
Points	19	Two times	
FG Made	8	Glow	February 11, 2026
FG Attempts	22	Gold Rush	February 18, 2026
3-Pt. FG Made	2	Eclipse	February 14, 2026
3-Pt. FG Attempts	4	Gold Rush	February 18, 2026
FT Made	5	Eclipse	February 6, 2026
FT Attempts	10	Eclipse	February 6, 2026
Rebounds	16	Rhythm	February 4, 2026
Assists	4	Gold Rush	February 18, 2026
Turnovers	4	Eclipse	February 6, 2026
Blocks	2	Two times	
Steals	2	Eclipse	February 6, 2026
Minutes	31	Rhythm	February 4, 2026
Leaderboard Points	520	Rhythm	February 4, 2026

CAREER HIGHS			
Statistic	No.	Opponent	Date
Points	50	Team Sims	March 25, 2023
FG Made	20	Team Sims	March 25, 2023
FG Attempts	27	Team Sims	March 25, 2023
3-Pt. FG Made	2	Team Hillmon	March 4, 2023
3-Pt. FG Attempts	4	Six times	
FT Made	12	Two times	
FT Attempts	15	Two times	
Rebounds	18	Team Bell	March 15, 2023
Assists	4	Two times	
Turnovers	4	Six times	
Blocks	2	Four times	
Steals	2	Two times	
Minutes	40	Two times	
Leaderboard Points	863	Team Sims	March 25, 2023

GAME-BY-GAME LOGS

Date	Opponent	LPTS	GP	GS	MP	FGM	FGA	3FGM	3FGA	FTM	FTA	OR	DR	REB	FC	FD	A	TO	BLK	STL	PTS	Notes
February 4	Rhythm	520	1	1	31	6	9	1	1	3	7	4	12	16	3	8	1	2	0	1	16	MVP 3
February 6	Eclipse	220	1	1	37	7	11	0	0	5	10	4	6	10	5	7	3	4	0	2	19	
February 7	Gold Rush	293	1	1	25	3	7	0	0	0	2	0	3	3	3	3	0	2	1	0	6	
February 11	Glow	224	1	1	29	8	15	0	1	1	3	4	2	6	1	3	2	1	2	0	17	
February 13	Gold Rush	194	1	1	30	6	16	0	1	3	4	2	2	4	3	2	2	0	0	0	15	
February 14	Eclipse	177	1	1	28	7	13	2	3	3	4	0	3	3	4	5	1	3	1	0	19	
February 18	Gold Rush	191	1	1	30	7	22	0	4	2	3	2	13	15	4	2	4	0	2	1	16	
February 20																						
February 21																						
February 25																						
February 26																						
March 1																						

#6 • AALIYAH NYE • GUARD/FORWARD • 6-0 • HUNTSVILLE, ALA. • ALABAMA • SHE/HER




SEASON HIGHS			
Statistic	No.	Opponent	Date
Points	19	Rhythm	February 14, 2026
FG Made	6	Rhythm	February 14, 2026
FG Attempts	10	Eclipse	February 7, 2026
3-Pt. FG Made	2	Three times	
3-Pt. FG Attempts	5	Two times	
FT Made	5	Rhythm	February 14, 2026
FT Attempts	7	Rhythm	February 14, 2026
Rebounds	5	Two times	
Assists	5	Rhythm	February 14, 2026
Turnovers	3	Glow	February 4, 2026
Blocks	2	Two times	
Steals	3	Rhythm	February 14, 2026
Minutes	36	Rhythm	February 14, 2026
Leaderboard Points	663	Rhythm	February 14, 2026

CAREER HIGHS			
Statistic	No.	Opponent	Date
Points	19	Rhythm	February 14, 2026
FG Made	6	Rhythm	February 14, 2026
FG Attempts	10	Eclipse	February 7, 2026
3-Pt. FG Made	2	Three times	
3-Pt. FG Attempts	5	Two times	
FT Made	5	Rhythm	February 14, 2026
FT Attempts	7	Rhythm	February 14, 2026
Rebounds	5	Two times	
Assists	5	Rhythm	February 14, 2026
Turnovers	3	Glow	February 4, 2026
Blocks	2	Two times	
Steals	3	Rhythm	February 14, 2026
Minutes	36	Rhythm	February 14, 2026
Leaderboard Points	663	Rhythm	February 14, 2026

GAME-BY-GAME LOGS

Date	Opponent	LPTS	GP	GS	MP	FGM	FGA	3FGM	3FGA	FTM	FTA	OR	DR	REB	FC	FD	A	TO	BLK	STL	PTS	Notes
February 4	Glow	121	1	0	25	2	7	1	3	2	2	0	3	3	3	0	1	3	1	0	7	
February 6	Gold Rush	146	1	0	17	2	6	0	2	0	1	2	0	2	1	1	1	1	0	2	4	
February 7	Eclipse	257	1	0	25	5	10	2	5	0	0	0	1	1	1	0	1	1	0	1	12	
February 11	Gold Rush	421	1	0	21	1	7	1	5	1	2	0	5	5	1	1	0	2	2	1	4	
February 13	Glow	132	1	0	26	2	6	2	3	1	2	1	4	5	0	3	0	1	2	0	7	
February 14	Rhythm	663	1	1	36	6	9	2	4	5	7	0	1	1	1	4	5	0	1	3	19	MVP 2
February 18	Glow	110	1	1	17	1	5	1	2	0	0	0	0	0	0	0	0	0	0	0	3	
February 20																						
February 21																						
February 25																						
February 26																						
March 1																						

#7 • ALYSHA CLARK • FORWARD • 5-11 • MOUNT JULIET, TENN. • MIDDLE TENNESSEE • SHE/HER



SEASON HIGHS			
Statistic	No.	Opponent	Date
Points	17	Glow	February 13, 2026
FG Made	6	Glow	February 13, 2026
FG Attempts	14	Glow	February 13, 2026
3-Pt. FG Made	3	Two times	
3-Pt. FG Attempts	6	Rhythm	February 14, 2026
FT Made	4	Rhythm	February 7, 2026
FT Attempts	4	Two times	
Rebounds	9	Gold Rush	February 11, 2026
Assists	5	Two times	
Turnovers	4	Gold Rush	February 11, 2026
Blocks	-		
Steals	2	Gold Rush	February 11, 2026
Minutes	33	Rhythm	February 14, 2026
Leaderboard Points	549	Gold Rush	February 4, 2026

CAREER HIGHS			
Statistic	No.	Opponent	Date
Points	21	Team Siegrist	February 20, 2025
FG Made	9	Two times	
FG Attempts	17	Team Harrison	February 5, 2025
3-Pt. FG Made	3	Three times	
3-Pt. FG Attempts	7	Team Harrison	February 23, 2025
FT Made	2	Two times	
FT Attempts	4	Two times	
Rebounds	14	Team Siegrist	February 20, 2025
Assists	5	Two times	
Turnovers	2	Team Bell	February 8, 2025
Blocks	2	Team Siegrist	February 20, 2025
Steals	3	Team Harris	March 1, 2025
Minutes	40	Team Siegrist	February 20, 2025
Leaderboard Points	626	Team Harrison	February 23, 2025

GAME-BY-GAME LOGS

Date	Opponent	LPTS	GP	GS	MP	FGM	FGA	3FGM	3FGA	FTM	FTA	OR	DR	REB	FC	FD	A	TO	BLK	STL	PTS	Notes
February 4	Gold Rush	549	1	1	17	4	9	1	5	0	0	2	1	3	2	3	5	0	0	1	9	
February 6	Glow	431	1	1	25	2	4	0	1	0	0	1	3	4	2	2	4	1	0	0	4	
February 7	Rhythm	340	1	1	31	2	9	1	3	4	4	1	4	5	3	5	5	0	0	0	9	
February 11	Gold Rush	460	1	1	25	3	9	2	5	0	0	1	8	9	3	1	1	4	0	2	8	
February 13	Glow	151	1	1	32	6	14	3	5	2	3	0	3	3	5	4	3	1	0	0	17	
February 14	Rhythm	471	1	1	33	4	10	1	6	0	1	2	5	7	2	2	4	0	0	1	9	
February 18	Gold Rush	243	1	1	29	5	7	3	3	3	4	2	3	5	1	3	1	0	0	0	16	
February 20																						
February 21																						
February 25																						
February 26																						
March 1																						

#8 • SEQUOIA HOLMES • GUARD • 6-1 • LAS VEGAS, NEV. • UNLV • SHE/HER



SEASON HIGHS			
Statistic	No.	Opponent	Date
Points	6	Gold Rush	February 13, 2026
FG Made	2	Gold Rush	February 13, 2026
FG Attempts	8	Eclipse	February 7, 2026
3-Pt. FG Made	1	Five times	
3-Pt. FG Attempts	4	Gold Rush	February 6, 2026
FT Made	2	Gold Rush	February 18, 2026
FT Attempts	2	Three times	
Rebounds	6	Eclipse	February 7, 2026
Assists	4	Gold Rush	February 18, 2026
Turnovers	2	Two times	
Blocks	1	Gold Rush	February 6, 2026
Steals	2	Gold Rush	February 13, 2026
Minutes	16	Gold Rush	February 13, 2026
Leaderboard Points	190	Eclipse	February 7, 2026

CAREER HIGHS			
Statistic	No.	Opponent	Date
Points	14	Two times	
FG Made	5	Team K. Mitchell	February 29, 2024
FG Attempts	11	Team K. Mitchell	February 29, 2024
3-Pt. FG Made	4	Two times	
3-Pt. FG Attempts	8	Team Siegrist	February 19, 2025
FT Made	3	Team Cloud	March 22, 2024
FT Attempts	3	Two times	
Rebounds	7	Two times	
Assists	5	Team Sims	February 20, 2025
Turnovers	3	Two times	
Blocks	3	Team K. Mitchell	February 29, 2024
Steals	3	Two times	
Minutes	38	Team Sims	February 20, 2025
Leaderboard Points	537	Team K. Mitchell	February 29, 2024

GAME-BY-GAME LOGS

Date	Opponent	LPTS	GP	GS	MP	FGM	FGA	3FGM	3FGA	FTM	FTA	OR	DR	REB	FC	FD	A	TO	BLK	STL	PTS	Notes
February 4	Glow	47	1	0	9	0	5	0	3	0	0	0	1	1	1	0	0	2	0	0	0	
February 6	Gold Rush	126	1	0	14	1	5	1	4	0	0	0	2	2	1	1	0	0	1	0	3	
February 7	Eclipse	190	1	0	14	1	8	0	2	0	0	2	4	6	2	2	1	0	0	1	2	
February 11	Glow	65	1	0	10	1	2	1	2	0	0	0	1	1	0	0	0	2	0	0	3	
February 13	Gold Rush	175	1	0	16	2	4	1	1	1	2	0	1	1	1	2	1	1	0	2	6	
February 14	Eclipse	56	1	0	10	1	4	1	2	1	2	0	0	0	1	1	1	1	0	0	4	
February 18	Gold Rush	134	1	0	13	1	3	1	3	2	2	0	0	0	0	1	4	1	0	1	5	
February 20																						
February 21																						
February 25																						
February 26																						
March 1																						



#9 • BRIANNA TURNER • FORWARD • 5-11 • PEARLAND, TEXAS • NOTRE DAME • SHE/HER



SEASON HIGHS			
Statistic	No.	Opponent	Date
Points	7	Glow	February 4, 2026
FG Made	3	Glow	February 4, 2026
FG Attempts	8	Glow	February 4, 2026
3-Pt. FG Made	1	Glow	February 4, 2026
3-Pt. FG Attempts	3	Glow	February 4, 2026
FT Made	1	Glow	February 18, 2026
FT Attempts	2	Glow	February 18, 2026
Rebounds	11	Glow	February 4, 2026
Assists	3	Glow	February 4, 2026
Turnovers	4	Eclipse	February 7, 2026
Blocks	2	Glow	February 4, 2026
Steals	2	Glow	February 18, 2026
Minutes	35	Glow	February 4, 2026
Leaderboard Points	229	Glow	February 4, 2026

CAREER HIGHS			
Statistic	No.	Opponent	Date
Points	7	Glow	February 4, 2026
FG Made	3	Glow	February 4, 2026
FG Attempts	8	Glow	February 4, 2026
3-Pt. FG Made	1	Glow	February 4, 2026
3-Pt. FG Attempts	3	Glow	February 4, 2026
FT Made	1	Glow	February 18, 2026
FT Attempts	2	Glow	February 18, 2026
Rebounds	11	Glow	February 4, 2026
Assists	3	Glow	February 4, 2026
Turnovers	4	Eclipse	February 7, 2026
Blocks	2	Glow	February 4, 2026
Steals	2	Glow	February 18, 2026
Minutes	35	Glow	February 4, 2026
Leaderboard Points	229	Glow	February 4, 2026

GAME-BY-GAME LOGS

Date	Opponent	LPTS	GP	GS	MP	FGM	FGA	3FGM	3FGA	FTM	FTA	OR	DR	REB	FC	FD	A	TO	BLK	STL	PTS	Notes
February 4	Glow	229	1	1	35	3	8	1	3	0	0	2	9	11	3	1	3	2	2	1	7	
February 6	Gold Rush	156	1	1	28	0	2	0	0	0	0	1	6	7	1	1	2	1	1	0	0	
February 7	Eclipse	149	1	1	15	1	1	0	0	0	0	0	1	1	1	0	0	4	0	0	2	
February 11	Glow	56	1	0	15	0	0	0	0	0	0	2	0	2	2	0	0	1	1	0	0	
February 13	Gold Rush	174	1	0	13	2	3	0	0	0	0	1	2	3	1	0	2	1	0	1	4	
February 14	Eclipse	47	1	0	11	0	1	0	1	0	0	0	1	1	1	0	1	1	0	0	0	
February 18	Glow	189	1	1	12	1	1	0	0	1	2	1	3	4	0	1	0	0	0	2	3	
February 20																						
February 21																						
February 25																						
February 26																						
March 1																						

#10 • BREE HALL • GUARD • 6-1 • DAYTON, OHIO • SOUTH CAROLINA • SHE/HER



SEASON HIGHS			
Statistic	No.	Opponent	Date
Points	25	Eclipse	February 7, 2026
FG Made	10	Eclipse	February 7, 2026
FG Attempts	14	Three times	
3-Pt. FG Made	3	Glow	February 4, 2026
3-Pt. FG Attempts	8	Glow	February 4, 2026
FT Made	3	Three times	
FT Attempts	7	Eclipse	February 7, 2026
Rebounds	5	Two times	
Assists	2	Eclipse	February 7, 2026
Turnovers	3	Glow	February 4, 2026
Blocks	2	Rhythm	February 13, 2026
Steals	1	Four times	
Minutes	30	Eclipse	February 7, 2026
Leaderboard Points	501	Eclipse	February 7, 2026

CAREER HIGHS			
Statistic	No.	Opponent	Date
Points	25	Eclipse	February 7, 2026
FG Made	10	Eclipse	February 7, 2026
FG Attempts	14	Three times	
3-Pt. FG Made	3	Glow	February 4, 2026
3-Pt. FG Attempts	8	Glow	February 4, 2026
FT Made	3	Three times	
FT Attempts	7	Eclipse	February 7, 2026
Rebounds	5	Two times	
Assists	2	Eclipse	February 7, 2026
Turnovers	3	Glow	February 4, 2026
Blocks	2	Rhythm	February 13, 2026
Steals	1	Four times	
Minutes	30	Eclipse	February 7, 2026
Leaderboard Points	501	Eclipse	February 7, 2026

GAME-BY-GAME LOGS

Date	Opponent	LPTS	GP	GS	MP	FGM	FGA	3FGM	3FGA	FTM	FTA	OR	DR	REB	FC	FD	A	TO	BLK	STL	PTS	Notes
February 4	Glow	190	1	1	23	6	14	3	8	2	3	0	4	4	3	3	0	3	1	1	17	
February 6	Gold Rush	69	1	0	9	0	5	0	1	0	0	4	1	5	4	1	1	2	0	0	0	
February 7	Eclipse	501	1	0	30	10	14	2	5	3	7	2	3	5	0	4	2	1	0	0	25	MVP 1
February 11	Eclipse	-3	1	1	20	2	9	0	5	3	4	0	3	3	2	2	0	1	0	1	7	
February 13	Rhythm	369	1	1	21	5	9	2	5	0	0	0	3	3	4	1	0	2	2	1	12	
February 14	Glow	145	1	1	24	4	10	1	5	3	3	0	1	1	1	2	1	0	0	1	12	
February 18	Eclipse	475	1	0	23	6	14	2	6	1	1	0	3	3	0	3	1	0	0	0	15	
February 20																						
February 21																						
February 25																						
February 26																						
March 1																						

#11 • KIA NURSE • GUARD • 6-0 • HAMILTON, ONTARIO, CANADA • UCONN • SHE/HER



SEASON HIGHS			
Statistic	No.	Opponent	Date
Points	22	Two times	
FG Made	8	Glow	February 14, 2026
FG Attempts	23	Glow	February 4, 2026
3-Pt. FG Made	5	Rhythm	February 13, 2026
3-Pt. FG Attempts	11	Gold Rush	February 6, 2026
FT Made	5	Two times	
FT Attempts	7	Eclipse	February 7, 2026
Rebounds	4	Two times	
Assists	2	Three times	
Turnovers	6	Glow	February 14, 2026
Blocks	-		
Steals	1	Two times	
Minutes	31	Two times	
Leaderboard Points	461	Rhythm	February 13, 2026

CAREER HIGHS			
Statistic	No.	Opponent	Date
Points	35	Team Siegrist	February 12, 2025
FG Made	11	Team Siegrist	February 12, 2025
FG Attempts	23	Glow	February 4, 2026
3-Pt. FG Made	6	Two times	
3-Pt. FG Attempts	11	Two times	
FT Made	7	Four times	
FT Attempts	9	Two times	
Rebounds	9	Team Bradford	February 14, 2025
Assists	7	Team Harris	February 15, 2025
Turnovers	6	Glow	February 14, 2026
Blocks	2	Team Harris	March 1, 2025
Steals	2	Three times	
Minutes	40	Team Harris	March 1, 2025
Leaderboard Points	739	Team Bell	February 5, 2025

GAME-BY-GAME LOGS

Date	Opponent	LPTS	GP	GS	MP	FGM	FGA	3FGM	3FGA	FTM	FTA	OR	DR	REB	FC	FD	A	TO	BLK	STL	PTS	Notes
February 4	Glow	281	1	1	28	7	23	3	9	5	6	1	3	4	1	6	2	1	0	0	22	MVP 2
February 6	Gold Rush	243	1	1	31	7	19	4	11	4	4	0	1	1	3	3	1	1	0	0	22	MVP 3
February 7	Eclipse	188	1	1	31	2	9	1	6	5	7	1	2	3	1	4	2	5	0	0	10	
February 11	Eclipse	111	1	1	18	5	10	4	6	2	2	1	1	2	1	1	0	1	0	0	16	
February 13	Rhythm	461	1	1	25	6	17	5	10	4	4	1	3	4	2	3	1	1	0	1	21	MVP 3
February 14	Glow	243	1	1	25	8	15	4	10	0	0	0	3	3	1	1	1	6	0	1	20	MVP 1
February 18	Gold Rush	147	1	1	27	6	16	2	8	3	4	0	1	1	1	4	2	1	0	0	17	
February 20																						
February 21																						
February 25																						
February 26																						
March 1																						

#12 • MCKENZIE FORBES • GUARD/FORWARD • 6-0 • FOLSOM, CALIF. • USC/HARVARD • SHE/HER



SEASON HIGHS			
Statistic	No.	Opponent	Date
Points	11	Rhythm	February 11, 2026
FG Made	4	Rhythm	February 11, 2026
FG Attempts	11	Gold Rush	February 14, 2026
3-Pt. FG Made	3	Rhythm	February 11, 2026
3-Pt. FG Attempts	6	Gold Rush	February 14, 2026
FT Made	-		
FT Attempts	-		
Rebounds	6	Gold Rush	February 14, 2026
Assists	3	Two times	
Turnovers	1	Two times	
Blocks	2	Rhythm	February 7, 2026
Steals	1	Rhythm	February 7, 2026
Minutes	24	Gold Rush	February 14, 2026
Leaderboard Points	467	Rhythm	February 11, 2026

CAREER HIGHS			
Statistic	No.	Opponent	Date
Points	12	Team Harrison	February 19, 2025
FG Made	5	Team Harrison	February 19, 2025
FG Attempts	13	Team Harrison	February 19, 2025
3-Pt. FG Made	3	Rhythm	February 11, 2026
3-Pt. FG Attempts	7	Team Westbrook	February 5, 2025
FT Made	4	Team Caldwell	February 20, 2025
FT Attempts	4	Team Caldwell	February 20, 2025
Rebounds	6	Gold Rush	February 14, 2026
Assists	4	Team Harrison	February 19, 2025
Turnovers	2	Team Caldwell	February 20, 2025
Blocks	2	Rhythm	February 7, 2026
Steals	2	Team Harris	February 27, 2025
Minutes	26	Team Caldwell	February 20, 2025
Leaderboard Points	573	Team Harrison	February 19, 2025

GAME-BY-GAME LOGS

Date	Opponent	LPTS	GP	GS	MP	FGM	FGA	3FGM	3FGA	FTM	FTA	OR	DR	REB	FC	FD	A	TO	BLK	STL	PTS	Notes
February 4	Gold Rush	452	1	0	16	1	3	1	3	0	0	0	0	0	1	0	3	0	0	0	3	
February 6	Glow	372	1	0	14	0	2	0	1	0	0	1	0	1	1	0	3	0	0	0	0	
February 7	Rhythm	256	1	0	8	1	4	1	2	0	0	0	0	0	1	1	0	0	2	0	3	
February 11	Rhythm	467	1	0	17	4	6	3	5	0	0	0	1	1	1	0	2	1	0	1	11	
February 13	Eclipse	342	1	0	18	1	6	1	4	0	0	0	0	0	1	0	1	0	0	0	3	
February 14	Gold Rush	405	1	0	24	3	11	2	6	0	0	1	5	6	1	2	2	1	0	0	8	
February 18	Glow	120																				
February 20																						
February 21																						
February 25																						
February 26																						
March 1																						

#13 • SARAH ASHLEE BARKER • GUARD • 6-0 • BIRMINGHAM, ALA. • ALABAMA • SHE/HER



SEASON HIGHS			
Statistic	No.	Opponent	Date
Points	16	Glow	February 7, 2026
FG Made	6	Two times	
FG Attempts	12	Rhythm	February 6, 2026
3-Pt. FG Made	3	Glow	February 7, 2026
3-Pt. FG Attempts	5	Two times	
FT Made	2	Three times	
FT Attempts	4	Eclipse	February 13, 2026
Rebounds	8	Eclipse	February 4, 2026
Assists	5	Glow	February 7, 2026
Turnovers	3	Two times	
Blocks	2	Rhythm	February 6, 2026
Steals	3	Two times	
Minutes	37	Rhythm	February 6, 2026
Leaderboard Points	502	Eclipse	February 13, 2026

CAREER HIGHS			
Statistic	No.	Opponent	Date
Points	16	Glow	February 7, 2026
FG Made	6	Two times	
FG Attempts	12	Rhythm	February 6, 2026
3-Pt. FG Made	3	Glow	February 7, 2026
3-Pt. FG Attempts	5	Two times	
FT Made	2	Three times	
FT Attempts	4	Eclipse	February 13, 2026
Rebounds	8	Eclipse	February 4, 2026
Assists	5	Glow	February 7, 2026
Turnovers	3	Two times	
Blocks	2	Rhythm	February 6, 2026
Steals	3	Two times	
Minutes	37	Rhythm	February 6, 2026
Leaderboard Points	502	Eclipse	February 13, 2026

GAME-BY-GAME LOGS

Date	Opponent	LPTS	GP	GS	MP	FGM	FGA	3FGM	3FGA	FTM	FTA	OR	DR	REB	FC	FD	A	TO	BLK	STL	PTS	Notes
February 4	Eclipse	50	1	1	29	2	7	1	3	1	2	2	6	8	4	2	3	1	0	0	6	
February 6	Rhythm	435	1	1	37	5	12	2	5	1	1	0	3	3	2	3	4	3	2	3	13	
February 7	Glow	339	1	1	34	6	10	3	5	1	2	0	5	5	5	1	5	0	0	1	16	MVP 2
February 11	Rhythm	496	1	1	24	5	8	1	2	2	2	0	4	4	1	1	3	1	0	0	13	
February 13	Eclipse	502	1	1	29	4	6	2	4	2	4	0	4	4	1	3	2	2	0	3	12	
February 14	Gold Rush	462	1	1	25	5	11	0	4	2	2	0	6	6	0	2	1	3	1	1	12	
February 18	Rhythm	400	1	1	29	6	10	1	3	1	3	0	4	4	1	2	1	1	0	0	14	
February 20																						
February 21																						
February 25																						
February 26																						
March 1																						

#14 • ZIA COOKE • GUARD • 5-9 • TOLEDO, OHIO • SOUTH CAROLINA • SHE/HER



SEASON HIGHS			
Statistic	No.	Opponent	Date
Points	25	Eclipse	February 6, 2026
FG Made	8	Eclipse	February 6, 2026
FG Attempts	21	Glow	February 11, 2026
3-Pt. FG Made	4	Eclipse	February 6, 2026
3-Pt. FG Attempts	8	Glow	February 11, 2026
FT Made	7	Glow	February 11, 2026
FT Attempts	9	Glow	February 11, 2026
Rebounds	5	Glow	February 11, 2026
Assists	6	Gold Rush	February 7, 2026
Turnovers	4	Glow	February 18, 2026
Blocks	1	Two times	
Steals	4	Eclipse	February 6, 2026
Minutes	36	Eclipse	February 6, 2026
Leaderboard Points	479	Gold Rush	February 7, 2026

CAREER HIGHS			
Statistic	No.	Opponent	Date
Points	32	Team Cloud	March 14, 2024
FG Made	11	Team Cloud	March 14, 2024
FG Attempts	23	Team Cloud	March 14, 2024
3-Pt. FG Made	5	Team Cloud	March 14, 2024
3-Pt. FG Attempts	11	Team Cloud	March 14, 2024
FT Made	8	Two times	
FT Attempts	10	Team Hull	March 3, 2024
Rebounds	8	Two times	
Assists	6	Gold Rush	February 7, 2026
Turnovers	4	Two times	
Blocks	1	Six times	
Steals	4	Eclipse	February 6, 2026
Minutes	39	Team T. Mitchell	March 9, 2024
Leaderboard Points	603	Team Hull	March 3, 2024

GAME-BY-GAME LOGS

Date	Opponent	LPTS	GP	GS	MP	FGM	FGA	3FGM	3FGA	FTM	FTA	OR	DR	REB	FC	FD	A	TO	BLK	STL	PTS	Notes
February 4	Rhythm	414	1	0	19	6	14	2	5	2	2	0	4	4	1	2	1	2	1	1	16	
February 6	Eclipse	388	1	1	36	8	12	4	7	5	6	0	2	2	1	4	3	2	0	4	25	MVP 2
February 7	Gold Rush	479	1	1	28	5	11	2	4	0	0	3	1	4	0	1	6	0	0	2	12	
February 11	Glow	236	1	1	33	7	21	2	8	7	9	1	4	5	3	5	4	1	0	2	23	MVP 3
February 13	Gold Rush	196	1	1	30	4	13	1	4	4	4	0	2	2	4	2	3	0	0	2	13	
February 14	Eclipse	196	1	1	30	7	11	3	5	0	0	0	0	0	3	0	4	2	1	0	17	
February 18	Glow	103	1	0	25	5	16	1	4	0	0	0	3	3	1	1	2	4	0	0	11	
February 20																						
February 21																						
February 25																						
February 26																						
March 1																						

#15 • JACY SHELDON • GUARD • 5-10 • DUBLIN, OHIO • OHIO STATE • SHE/HER



SEASON HIGHS			
Statistic	No.	Opponent	Date
Points	12	Gold Rush	February 7, 2026
FG Made	5	Gold Rush	February 7, 2026
FG Attempts	9	Gold Rush	February 7, 2026
3-Pt. FG Made	2	Gold Rush	February 18, 2026
3-Pt. FG Attempts	4	Two times	
FT Made	2	Eclipse	February 6, 2026
FT Attempts	2	Two times	
Rebounds	3	Eclipse	February 11, 2026
Assists	4	Gold Rush	February 18, 2026
Turnovers	3	Eclipse	February 11, 2026
Blocks	2	Rhythm	February 13, 2026
Steals	3	Eclipse	February 11, 2026
Minutes	21	Two times	
Leaderboard Points	392	Rhythm	February 13, 2026

CAREER HIGHS			
Statistic	No.	Opponent	Date
Points	12	Gold Rush	February 7, 2026
FG Made	5	Gold Rush	February 7, 2026
FG Attempts	9	Gold Rush	February 7, 2026
3-Pt. FG Made	2	Gold Rush	February 18, 2026
3-Pt. FG Attempts	4	Two times	
FT Made	2	Eclipse	February 6, 2026
FT Attempts	2	Two times	
Rebounds	3	Eclipse	February 11, 2026
Assists	4	Gold Rush	February 18, 2026
Turnovers	3	Eclipse	February 11, 2026
Blocks	2	Rhythm	February 13, 2026
Steals	3	Eclipse	February 11, 2026
Minutes	21	Two times	
Leaderboard Points	392	Rhythm	February 13, 2026

GAME-BY-GAME LOGS

Date	Opponent	LPTS	GP	GS	MP	FGM	FGA	3FGM	3FGA	FTM	FTA	OR	DR	REB	FC	FD	A	TO	BLK	STL	PTS	Notes
February 4	Rhythm	314	1	0	19	2	5	0	1	0	0	0	2	2	2	0	2	1	0	0	4	
February 6	Eclipse	128	1	0	16	3	5	1	3	2	2	0	0	0	2	1	2	1	0	0	9	
February 7	Gold Rush	379	1	0	18	5	9	1	4	1	2	0	1	1	0	1	1	1	0	0	12	
February 11	Eclipse	5	1	1	17	1	6	0	3	0	0	2	1	3	0	0	1	3	0	3	2	
February 13	Rhythm	392	1	1	21	2	3	1	2	0	0	2	0	2	1	0	3	1	2	0	5	
February 14	Glow	25	1	1	16	0	4	0	1	0	0	0	1	1	0	0	0	0	0	0	0	
February 18	Gold Rush	175	1	0	21	4	7	2	4	0	0	0	1	1	1	1	4	0	0	0	10	
February 20																						
February 21																						
February 25																						
February 26																						
March 1																						

#16 • BRIA HARTLEY • GUARD • 5-9 • NORTH BABYLON, N.Y. • UCONN • SHE/HER



SEASON HIGHS			
Statistic	No.	Opponent	Date
Points	11	Eclipse	February 4, 2026
FG Made	4	Eclipse	February 4, 2026
FG Attempts	8	Eclipse	February 4, 2026
3-Pt. FG Made	3	Eclipse	February 4, 2026
3-Pt. FG Attempts	6	Eclipse	February 4, 2026
FT Made	2	Three times	
FT Attempts	2	Three times	
Rebounds	2	Two times	
Assists	3	Eclipse	February 4, 2026
Turnovers	4	Eclipse	February 11, 2026
Blocks	-		
Steals	2	Eclipse	February 11, 2026
Minutes	21	Eclipse	February 11, 2026
Leaderboard Points	300	Rhythm	February 13, 2026

CAREER HIGHS			
Statistic	No.	Opponent	Date
Points	26	Team Sims	March 2, 2025
FG Made	8	Four times	
FG Attempts	20	Two times	
3-Pt. FG Made	3	Three times	
3-Pt. FG Attempts	10	Team Nurse	February 14, 2025
FT Made	9	Team Sims	March 2, 2025
FT Attempts	11	Team Sims	March 2, 2025
Rebounds	10	Team Bell	February 5, 2025
Assists	8	Team Sims	March 2, 2025
Turnovers	4	Three times	
Blocks	1	Team Sims	February 20, 2025
Steals	2	Five times	
Minutes	38	Team Sims	March 2, 2025
Leaderboard Points	615	Team Colson	February 7, 2025

GAME-BY-GAME LOGS

Date	Opponent	LPTS	GP	GS	MP	FGM	FGA	3FGM	3FGA	FTM	FTA	OR	DR	REB	FC	FD	A	TO	BLK	STL	PTS	Notes
February 4	Eclipse	64	1	1	17	4	8	3	6	0	0	0	2	2	2	0	3	3	0	0	11	
February 6	Rhythm	296	1	1	17	1	6	0	4	2	2	0	0	0	1	1	0	0	0	1	4	
February 7	Glow	120																				DID NOT PLAY (CAPTAIN'S DECISION)
February 11	Eclipse	60	1	0	21	3	6	1	3	2	2	0	2	2	1	2	1	4	0	2	9	
February 13	Rhythm	300																				DID NOT PLAY (INACTIVE)
February 14	Glow	109	1	0	17	2	7	2	5	2	2	0	1	1	0	1	1	0	0	0	8	
February 18	Rhythm	279	1	0	11	1	4	0	1	0	0	0	1	1	2	0	1	1	0	0	2	
February 20																						
February 21																						
February 25																						
February 26																						
March 1																						

#17 • GRACE BERGER • GUARD • 6-0 • LOUISVILLE, KY. • INDIANA • SHE/HER



SEASON HIGHS			
Statistic	No.	Opponent	Date
Points	9	Gold Rush	February 14, 2026
FG Made	3	Gold Rush	February 14, 2026
FG Attempts	9	Gold Rush	February 14, 2026
3-Pt. FG Made	1	Gold Rush	February 14, 2026
3-Pt. FG Attempts	4	Gold Rush	February 14, 2026
FT Made	2	Two times	
FT Attempts	2	Two times	
Rebounds	3	Two times	
Assists	4	Rhythm	February 11, 2026
Turnovers	2	Three times	
Blocks	-		
Steals	2	Eclipse	February 13, 2026
Minutes	14	Gold Rush	February 14, 2026
Leaderboard Points	446	Gold Rush	February 14, 2026

CAREER HIGHS			
Statistic	No.	Opponent	Date
Points	16	Two times	
FG Made	7	Team Sims	March 2, 2024
FG Attempts	13	Team Sims	March 2, 2024
3-Pt. FG Made	2	Two times	
3-Pt. FG Attempts	3	Four times	
FT Made	5	Team Cloud	March 22, 2024
FT Attempts	6	Team Cloud	March 22, 2024
Rebounds	9	Team Sims	March 17, 2024
Assists	7	Team Gray	March 16, 2024
Turnovers	5	Team Sims	March 23, 2024
Blocks	1	Two times	
Steals	3	Team Sims	March 9, 2024
Minutes	35	Team Sims	March 2, 2024
Leaderboard Points	522	Team Cloud	March 22, 2024

GAME-BY-GAME LOGS

Date	Opponent	LPTS	GP	GS	MP	FGM	FGA	3FGM	3FGA	FTM	FTA	OR	DR	REB	FC	FD	A	TO	BLK	STL	PTS	Notes
February 4	Rhythm	254	1	1	11	0	1	0	0	0	0	0	0	0	2	0	0	2	0	0	0	
February 6	Eclipse	45	1	0	4	0	1	0	0	0	0	0	1	1	0	0	0	1	0	0	0	
February 7	Gold Rush	339	1	0	8	0	0	0	0	2	2	0	1	1	0	1	1	0	0	0	2	
February 11	Rhythm	369	1	0	13	1	5	0	0	0	0	2	1	3	2	0	4	2	0	0	2	
February 13	Eclipse	380	1	0	13	0	1	0	0	0	0	0	0	0	0	0	3	2	0	2	0	
February 14	Gold Rush	446	1	0	14	3	9	1	4	2	2	1	2	3	1	1	3	0	0	1	9	
February 18	Eclipse	340	1	0	13	0	2	0	0	0	0	0	0	0	0	0	1	1	0	0	0	
February 20																						
February 21																						
February 25																						
February 26																						
March 1																						

#18 • TEANA MULDROW • FORWARD • 6-1 • EAST ORANGE, N.J. • WEST VIRGINIA • SHE/HER



SEASON HIGHS			
Statistic	No.	Opponent	Date
Points	18	Rhythm	February 13, 2026
FG Made	6	Two times	
FG Attempts	11	Glow	February 14, 2026
3-Pt. FG Made	3	Rhythm	February 13, 2026
3-Pt. FG Attempts	6	Two times	
FT Made	3	Rhythm	February 13, 2026
FT Attempts	4	Rhythm	February 13, 2026
Rebounds	11	Eclipse	February 11, 2026
Assists	3	Two times	
Turnovers	3	Three times	
Blocks	2	Rhythm	February 13, 2026
Steals	3	Glow	February 7, 2026
Minutes	32	Glow	February 7, 2026
Leaderboard Points	507	Rhythm	February 13, 2026

CAREER HIGHS			
Statistic	No.	Opponent	Date
Points	18	Rhythm	February 13, 2026
FG Made	6	Four times	
FG Attempts	12	Team Gray	March 10, 2024
3-Pt. FG Made	3	Three times	
3-Pt. FG Attempts	8	Team Gray	March 10, 2024
FT Made	4	Team Cloud	March 7, 2024
FT Attempts	4	Two times	
Rebounds	13	Team Sims	March 9, 2024
Assists	4	Team Cloud	March 7, 2024
Turnovers	3	Six times	
Blocks	4	Team Sims	March 9, 2024
Steals	3	Glow	February 7, 2026
Minutes	32	Glow	February 7, 2026
Leaderboard Points	507	Rhythm	February 13, 2026

GAME-BY-GAME LOGS

Date	Opponent	LPTS	GP	GS	MP	FGM	FGA	3FGM	3FGA	FTM	FTA	OR	DR	REB	FC	FD	A	TO	BLK	STL	PTS	Notes
February 4	Eclipse	101	1	0	23	6	7	2	3	1	1	1	3	4	5	1	1	3	0	0	15	
February 6	Rhythm	358	1	1	30	5	10	2	5	0	0	0	6	6	4	0	0	1	0	0	12	
February 7	Glow	211	1	1	32	3	8	0	2	2	2	2	1	3	1	1	3	3	1	3	8	
February 11	Eclipse	182	1	0	24	5	8	1	3	1	2	3	8	11	4	1	2	2	1	2	12	
February 13	Rhythm	507	1	0	25	6	10	3	6	3	4	1	3	4	5	4	2	2	2	0	18	MVP 2
February 14	Glow	140	1	0	22	5	11	2	6	0	0	2	4	6	3	1	0	1	1	0	12	
February 18	Gold Rush	89	1	0	24	3	7	2	3	0	0	2	1	3	4	1	3	3	0	0	8	
February 20																						
February 21																						
February 25																						
February 26																						
March 1																						



#20 • KAITLYN CHEN • GUARD • 5-9 • SAN MARINO, CALIF. • PRINCETON/UCONN • SHE/HER




SEASON HIGHS			
Statistic	No.	Opponent	Date
Points	19	Rhythm	February 13, 2026
FG Made	7	Two times	
FG Attempts	13	Rhythm	February 13, 2026
3-Pt. FG Made	3	Rhythm	February 7, 2026
3-Pt. FG Attempts	5	Rhythm	February 7, 2026
FT Made	5	Rhythm	February 13, 2026
FT Attempts	6	Gold Rush	February 4, 2026
Rebounds	5	Three times	
Assists	6	Four times	
Turnovers	6	Two times	
Blocks	-		
Steals	1	Four times	
Minutes	35	Glow	February 18, 2026
Leaderboard Points	634	Glow	February 6, 2026

CAREER HIGHS			
Statistic	No.	Opponent	Date
Points	19	Rhythm	February 13, 2026
FG Made	7	Two times	
FG Attempts	13	Rhythm	February 13, 2026
3-Pt. FG Made	3	Rhythm	February 7, 2026
3-Pt. FG Attempts	5	Rhythm	February 7, 2026
FT Made	5	Rhythm	February 13, 2026
FT Attempts	6	Gold Rush	February 4, 2026
Rebounds	5	Three times	
Assists	6	Four times	
Turnovers	6	Two times	
Blocks	-		
Steals	1	Four times	
Minutes	35	Glow	February 18, 2026
Leaderboard Points	634	Glow	February 6, 2026

GAME-BY-GAME LOGS

Date	Opponent	LPTS	GP	GS	MP	FGM	FGA	3FGM	3FGA	FTM	FTA	OR	DR	REB	FC	FD	A	TO	BLK	STL	PTS	Notes
February 4	Gold Rush	542	1	1	25	3	6	0	2	4	6	3	2	5	0	3	4	2	0	0	10	
February 6	Glow	634	1	1	26	7	7	1	1	3	4	0	2	2	3	2	6	5	0	1	18	MVP 1
February 7	Rhythm	407	1	1	31	6	11	3	5	0	0	3	1	4	1	0	3	3	0	1	15	MVP 3
February 11	Eclipse	34	1	1	32	3	9	0	2	2	2	0	2	2	3	2	6	5	0	1	8	
February 13	Rhythm	568	1	1	29	7	13	0	0	5	5	5	0	5	2	6	4	6	0	1	19	MVP 1
February 14	Glow	134	1	1	26	5	9	0	0	0	0	1	4	5	2	0	6	6	0	0	10	
February 18	Glow	256	1	1	35	6	8	2	2	0	0	1	0	1	3	0	6	3	0	0	14	
February 20																						
February 21																						
February 25																						
February 26																						
March 1																						

#21 • MERCEDES RUSSELL • FORWARD • 6-5 • SPRINGFIELD, ORE. • TENNESSEE • SHE/HER



SEASON HIGHS			
Statistic	No.	Opponent	Date
Points	23	Rhythm	February 14, 2026
FG Made	8	Rhythm	February 14, 2026
FG Attempts	14	Rhythm	February 14, 2026
3-Pt. FG Made	-		
3-Pt. FG Attempts	-		
FT Made	7	Rhythm	February 14, 2026
FT Attempts	8	Rhythm	February 14, 2026
Rebounds	16	Rhythm	February 7, 2026
Assists	3	Two times	
Turnovers	5	Glow	February 13, 2026
Blocks	3	Rhythm	February 18, 2026
Steals	3	Two times	
Minutes	32	Three times	
Leaderboard Points	698	Rhythm	February 14, 2026

CAREER HIGHS			
Statistic	No.	Opponent	Date
Points	23	Rhythm	February 14, 2026
FG Made	10	Team Harrison	February 5, 2022
FG Attempts	17	Two times	
3-Pt. FG Made	-		
3-Pt. FG Attempts	-		
FT Made	8	Team Cloud	February 2, 2022
FT Attempts	8	Two times	
Rebounds	16	Rhythm	February 7, 2026
Assists	6	Team Brown	February 4, 2022
Turnovers	6	Team Cloud	February 2, 2022
Blocks	3	Rhythm	February 18, 2026
Steals	3	Three times	
Minutes	47	Team Carrington	January 28, 2022
Leaderboard Points	698	Rhythm	February 14, 2026

GAME-BY-GAME LOGS

Date	Opponent	LPTS	GP	GS	MP	FGM	FGA	3FGM	3FGA	FTM	FTA	OR	DR	REB	FC	FD	A	TO	BLK	STL	PTS	Notes
February 4	Gold Rush	420	1	1	21	3	5	0	0	1	4	1	2	3	5	2	1	2	0	1	7	
February 6	Glow	500	1	1	31	6	10	0	0	0	0	3	6	9	4	0	3	4	0	2	12	MVP 3
February 7	Rhythm	372	1	1	32	5	14	0	0	0	0	6	10	16	3	1	2	1	0	3	10	
February 11	Gold Rush	568	1	1	25	3	5	0	0	1	2	5	2	7	0	2	3	0	1	0	7	
February 13	Glow	83	1	1	37	2	5	0	0	1	2	2	7	9	3	2	2	5	0	2	5	
February 14	Rhythm	698	1	1	32	8	9	0	0	7	8	2	2	4	2	6	0	1	0	1	23	MVP 1
February 18	Rhythm	402	1	1	32	1	3	0	0	1	2	1	4	5	2	2	2	0	3	3	3	
February 20																						
February 21																						
February 25																						
February 26																						
March 1																						

#22 • JOJO LACEY • FORWARD • 6-1 • DOUGLASSVILLE, PA. • RUTGERS • SHE/HER



SEASON HIGHS			
Statistic	No.	Opponent	Date
Points	4	Gold Rush	February 11, 2026
FG Made	1	Gold Rush	February 11, 2026
FG Attempts	3	Gold Rush	February 11, 2026
3-Pt. FG Made	1	Gold Rush	February 11, 2026
3-Pt. FG Attempts	2	Gold Rush	February 11, 2026
FT Made	1	Gold Rush	February 11, 2026
FT Attempts	2	Gold Rush	February 11, 2026
Rebounds	2	Gold Rush	February 11, 2026
Assists	1	Three times	
Turnovers	2	Rhythm	February 14, 2026
Blocks	1	Gold Rush	February 18, 2026
Steals	1	Eclipse	February 6, 2026
Minutes	12	Gold Rush	February 11, 2026
Leaderboard Points	436	Gold Rush	February 11, 2026

CAREER HIGHS			
Statistic	No.	Opponent	Date
Points	4	Gold Rush	February 11, 2026
FG Made	1	Gold Rush	February 11, 2026
FG Attempts	3	Gold Rush	February 11, 2026
3-Pt. FG Made	1	Gold Rush	February 11, 2026
3-Pt. FG Attempts	2	Gold Rush	February 11, 2026
FT Made	1	Gold Rush	February 11, 2026
FT Attempts	2	Gold Rush	February 11, 2026
Rebounds	2	Gold Rush	February 11, 2026
Assists	1	Three times	
Turnovers	2	Rhythm	February 14, 2026
Blocks	1	Gold Rush	February 18, 2026
Steals	1	Eclipse	February 6, 2026
Minutes	12	Gold Rush	February 11, 2026
Leaderboard Points	436	Gold Rush	February 11, 2026

GAME-BY-GAME LOGS

Date	Opponent	LPTS	GP	GS	MP	FGM	FGA	3FGM	3FGA	FTM	FTA	OR	DR	REB	FC	FD	A	TO	BLK	STL	PTS	Notes
February 4	Rhythm	280	1	0	5	0	2	0	1	0	0	1	0	1	0	0	0	1	0	0	0	
February 6	Eclipse	42	1	0	3	0	1	0	1	0	0	0	0	0	1	0	0	1	0	1	0	
February 7	Gold Rush	300	1	0	3	0	1	0	1	0	0	0	0	0	0	0	1	0	0	0	0	
February 11	Gold Rush	436	1	0	12	1	3	1	2	1	2	0	2	2	1	1	1	1	0	0	4	
February 13	Glow	52	1	0	4	0	0	0	0	0	0	0	0	0	1	0	0	0	0	0	0	
February 14	Rhythm	326	1	0	6	0	0	0	0	0	0	0	0	0	2	0	1	2	0	0	0	
February 18	Gold Rush	39	1	0	6	0	1	0	0	0	0	0	1	1	1	0	0	1	1	0	0	
February 20																						
February 21																						
February 25																						
February 26																						
March 1																						

#23 • AERIAL POWERS • GUARD • 5-11 • DETROIT, MICH. • MICHIGAN STATE • SHE/HER




SEASON HIGHS			
Statistic	No.	Opponent	Date
Points	18	Eclipse	February 14, 2026
FG Made	7	Rhythm	February 6, 2026
FG Attempts	16	Glow	February 7, 2026
3-Pt. FG Made	3	Eclipse	February 14, 2026
3-Pt. FG Attempts	4	Three times	
FT Made	6	Gold Rush	February 13, 2026
FT Attempts	6	Three times	
Rebounds	9	Rhythm	February 6, 2026
Assists	2	Two times	
Turnovers	5	Glow	February 7, 2026
Blocks	1	Two times	
Steals	3	Two times	
Minutes	34	Glow	February 7, 2026
Leaderboard Points	518	Rhythm	February 6, 2026

CAREER HIGHS			
Statistic	No.	Opponent	Date
Points	18	Eclipse	February 14, 2026
FG Made	7	Rhythm	February 6, 2026
FG Attempts	16	Glow	February 7, 2026
3-Pt. FG Made	3	Eclipse	February 14, 2026
3-Pt. FG Attempts	4	Three times	
FT Made	6	Gold Rush	February 13, 2026
FT Attempts	6	Three times	
Rebounds	9	Rhythm	February 6, 2026
Assists	2	Two times	
Turnovers	5	Glow	February 7, 2026
Blocks	1	Two times	
Steals	3	Two times	
Minutes	34	Glow	February 7, 2026
Leaderboard Points	518	Rhythm	February 6, 2026

GAME-BY-GAME LOGS

Date	Opponent	LPTS	GP	GS	MP	FGM	FGA	3FGM	3FGA	FTM	FTA	OR	DR	REB	FC	FD	A	TO	BLK	STL	PTS	Notes
February 4	Eclipse	144	1	0	28	6	14	1	4	4	6	2	2	4	2	5	2	1	0	3	17	
February 6	Rhythm	518	1	0	28	7	14	0	3	2	3	3	6	9	1	4	1	1	0	1	16	MVP 2
February 7	Glow	213	1	1	34	6	16	0	4	4	6	4	3	7	2	3	2	5	1	3	16	
February 11	Glow	44	1	1	19	1	4	0	2	0	0	0	0	0	2	0	0	0	1	0	2	
February 13	Gold Rush	223	1	1	24	4	7	1	3	6	6	0	1	1	1	5	1	4	0	0	15	
February 14	Eclipse	220	1	1	24	6	9	3	4	3	3	1	2	3	3	1	1	1	0	1	18	
February 18	Eclipse	414	1	0	9	2	5	0	1	2	2	2	2	4	1	3	0	1	0	0	6	
February 20																						
February 21																						
February 25																						
February 26																						
March 1																						

#24 • ANEESAH MORROW • FORWARD • 6-1 • CHICAGO, ILL. • LSU • SHE/HER



SEASON HIGHS			
Statistic	No.	Opponent	Date
Points	20	Glow	February 11, 2026
FG Made	7	Rhythm	February 7, 2026
FG Attempts	21	Glow	February 11, 2026
3-Pt. FG Made	1	Three times	
3-Pt. FG Attempts	5	Glow	February 11, 2026
FT Made	7	Glow	February 11, 2026
FT Attempts	9	Gold Rush	February 4, 2026
Rebounds	19	Eclipse	February 14, 2026
Assists	3	Two times	
Turnovers	2	Five times	
Blocks	2	Glow	February 6, 2026
Steals	3	Gold Rush	February 4, 2026
Minutes	37	Eclipse	February 14, 2026
Leaderboard Points	611	Gold Rush	February 4, 2026

CAREER HIGHS			
Statistic	No.	Opponent	Date
Points	20	Glow	February 11, 2026
FG Made	7	Rhythm	February 7, 2026
FG Attempts	21	Glow	February 11, 2026
3-Pt. FG Made	1	Three times	
3-Pt. FG Attempts	5	Glow	February 11, 2026
FT Made	7	Glow	February 11, 2026
FT Attempts	9	Gold Rush	February 4, 2026
Rebounds	19	Eclipse	February 14, 2026
Assists	3	Two times	
Turnovers	2	Five times	
Blocks	2	Glow	February 6, 2026
Steals	3	Gold Rush	February 4, 2026
Minutes	37	Eclipse	February 14, 2026
Leaderboard Points	611	Gold Rush	February 4, 2026

GAME-BY-GAME LOGS

Date	Opponent	LPTS	GP	GS	MP	FGM	FGA	3FGM	3FGA	FTM	FTA	OR	DR	REB	FC	FD	A	TO	BLK	STL	PTS	Notes
February 4	Gold Rush	611	1	1	23	4	10	0	3	6	9	0	13	13	0	4	1	2	1	3	14	MVP 3
February 6	Glow	512	1	1	27	5	11	1	3	3	4	0	10	10	3	4	3	2	2	1	14	
February 7	Rhythm	311	1	1	26	7	17	0	1	2	3	2	3	5	3	2	0	1	0	2	16	
February 11	Glow	296	1	1	34	6	21	1	5	7	8	8	8	16	0	4	1	2	1	0	20	MVP 2
February 13	Gold Rush	192	1	1	34	2	13	0	2	5	8	5	10	15	2	4	2	2	1	2	9	
February 14	Eclipse	282	1	1	37	7	11	1	3	2	2	1	18	19	5	3	0	1	1	2	17	
February 18	Eclipse	566	1	1	24	6	14	0	4	4	4	3	6	9	4	2	3	2	1	1	16	MVP 2
February 20																						
February 21																						
February 25																						
February 26																						
March 1																						

#25 • DEJA KELLY • GUARD • 5-8 • DUNCANVILLE, TEXAS • NORTH CAROLINA/OREGON • SHE/HER



SEASON HIGHS			
Statistic	No.	Opponent	Date
Points	10	Gold Rush	February 13, 2026
FG Made	4	Gold Rush	February 13, 2026
FG Attempts	7	Glow	February 11, 2026
3-Pt. FG Made	1	Two times	
3-Pt. FG Attempts	2	Two times	
FT Made	2	Two times	
FT Attempts	2	Three times	
Rebounds	4	Rhythm	February 4, 2026
Assists	4	Glow	February 18, 2026
Turnovers	3	Gold Rush	February 7, 2026
Blocks	-		
Steals	2	Two times	
Minutes	21	Eclipse	February 14, 2026
Leaderboard Points	322	Rhythm	February 4, 2026

CAREER HIGHS			
Statistic	No.	Opponent	Date
Points	10	Gold Rush	February 13, 2026
FG Made	4	Gold Rush	February 13, 2026
FG Attempts	7	Glow	February 11, 2026
3-Pt. FG Made	1	Two times	
3-Pt. FG Attempts	2	Two times	
FT Made	2	Two times	
FT Attempts	2	Three times	
Rebounds	4	Rhythm	February 4, 2026
Assists	4	Glow	February 18, 2026
Turnovers	3	Gold Rush	February 7, 2026
Blocks	-		
Steals	2	Two times	
Minutes	21	Eclipse	February 14, 2026
Leaderboard Points	322	Rhythm	February 4, 2026

GAME-BY-GAME LOGS

Date	Opponent	LPTS	GP	GS	MP	FGM	FGA	3FGM	3FGA	FTM	FTA	OR	DR	REB	FC	FD	A	TO	BLK	STL	PTS	Notes
February 4	Rhythm	322	1	0	15	1	6	0	2	1	2	0	4	4	1	4	1	0	0	1	3	
February 6	Eclipse	154	1	0	19	3	6	1	2	2	2	0	2	2	2	3	2	1	0	1	9	
February 7	Gold Rush	241	1	0	15	0	2	0	0	0	0	0	1	1	3	0	1	3	0	0	0	
February 11	Glow	77	1	0	18	2	7	0	1	0	0	1	1	2	1	0	0	0	0	2	4	
February 13	Gold Rush	203	1	0	16	4	6	1	1	1	1	0	1	1	3	2	0	1	0	2	10	
February 14	Eclipse	118	1	0	21	3	5	0	1	2	2	0	0	0	2	5	1	2	0	0	8	
February 18	Glow	171	1	0	13	1	4	0	1	0	0	1	1	2	1	1	4	0	0	1	2	
February 20																						
February 21																						
February 25																						
February 26																						
March 1																						



#26 • KIARA LESLIE • GUARD • 6-0 • HOLLY SPRINGS, N.C. • NC STATE • SHE/HER



SEASON HIGHS			
Statistic	No.	Opponent	Date
Points	9	Two times	
FG Made	4	Rhythm	February 13, 2026
FG Attempts	8	Rhythm	February 13, 2026
3-Pt. FG Made	2	Rhythm	February 18, 2026
3-Pt. FG Attempts	5	Rhythm	February 18, 2026
FT Made	2	Gold Rush	February 4, 2026
FT Attempts	2	Three times	
Rebounds	6	Rhythm	February 18, 2026
Assists	4	Two times	
Turnovers	2	Two times	
Blocks	2	Rhythm	February 18, 2026
Steals	2	Glow	February 6, 2026
Minutes	22	Rhythm	February 18, 2026
Leaderboard Points	421	Glow	February 6, 2026

CAREER HIGHS			
Statistic	No.	Opponent	Date
Points	15	Team Sims	March 1, 2025
FG Made	5	Two times	
FG Attempts	15	Team Westbrook	February 7, 2025
3-Pt. FG Made	2	Two times	
3-Pt. FG Attempts	5	Three times	
FT Made	5	Team Sims	March 1, 2025
FT Attempts	5	Two times	
Rebounds	10	Team Sims	March 1, 2025
Assists	5	Team Westbrook	February 7, 2025
Turnovers	3	Team Siegrist	February 15, 2025
Blocks	2	Rhythm	February 18, 2026
Steals	2	Four times	
Minutes	33	Team Bradford	March 2, 2025
Leaderboard Points	421	Glow	February 6, 2026

GAME-BY-GAME LOGS

Date	Opponent	LPTS	GP	GS	MP	FGM	FGA	3FGM	3FGA	FTM	FTA	OR	DR	REB	FC	FD	A	TO	BLK	STL	PTS	Notes
February 4	Gold Rush	420	1	0	16	1	7	1	3	2	2	2	2	4	3	1	2	2	0	0	5	
February 6	Glow	421	1	0	15	2	3	1	1	1	2	0	1	1	1	1	0	0	0	2	6	
February 7	Rhythm	227	1	0	7	0	3	0	2	0	0	1	3	4	1	0	1	1	0	0	0	
February 11	Eclipse	6	1	0	13	0	3	0	2	0	0	0	4	4	1	1	1	0	0	1	0	
February 13	Rhythm	359	1	0	15	4	8	1	4	0	0	1	1	2	2	0	1	1	0	1	9	
February 14	Glow	62	1	0	14	1	6	0	3	0	0	1	2	3	1	0	4	2	0	0	2	
February 18	Rhythm	420	1	1	22	3	6	2	5	1	2	0	6	6	3	1	4	0	2	0	9	
February 20																						
February 21																						
February 25																						
February 26																						
March 1																						

#28 • DORIE HARRISON • FORWARD • 6-3 • NASHVILLE, TENN. • LIPSCOMB • SHE/HER



SEASON HIGHS			
Statistic	No.	Opponent	Date
Points	9	Rhythm	February 11, 2026
FG Made	4	Rhythm	February 11, 2026
FG Attempts	7	Rhythm	February 11, 2026
3-Pt. FG Made	1	Three times	
3-Pt. FG Attempts	2	Two times	
FT Made	6	Rhythm	February 6, 2026
FT Attempts	8	Rhythm	February 6, 2026
Rebounds	5	Gold Rush	February 14, 2026
Assists	1	Four times	
Turnovers	4	Glow	February 7, 2026
Blocks	1	Rhythm	February 6, 2026
Steals	2	Glow	February 7, 2026
Minutes	17	Two times	
Leaderboard Points	404	Rhythm	February 11, 2026

CAREER HIGHS			
Statistic	No.	Opponent	Date
Points	11	Two times	
FG Made	5	Team Siegrist	February 20, 2025
FG Attempts	12	Two times	
3-Pt. FG Made	1	Four times	
3-Pt. FG Attempts	2	Two times	
FT Made	5	Team Sims	March 1, 2025
FT Attempts	8	Team Sims	March 1, 2025
Rebounds	11	Team Siegrist	February 20, 2025
Assists	2	Team Siegrist	February 20, 2025
Turnovers	5	Team Bradford	March 2, 2025
Blocks	2	Team Nurse	February 14, 2025
Steals	2	Glow	February 7, 2026
Minutes	28	Team Siegrist	February 20, 2025
Leaderboard Points	404	Rhythm	February 11, 2026

GAME-BY-GAME LOGS

Date	Opponent	LPTS	GP	GS	MP	FGM	FGA	3FGM	3FGA	FTM	FTA	OR	DR	REB	FC	FD	A	TO	BLK	STL	PTS	Notes
February 4	Eclipse	-39	1	0	11	1	5	0	1	0	0	2	3	5	6	1	1	2	0	0	2	
February 6	Rhythm	336	1	0	12	0	4	0	2	6	8	2	2	4	3	5	0	1	1	1	6	
February 7	Glow	128	1	0	17	2	5	0	1	0	0	1	2	3	3	3	1	4	0	2	4	
February 11	Rhythm	404	1	0	17	4	7	1	1	0	0	0	2	2	2	0	0	1	0	0	9	
February 13	Eclipse	392	1	0	7	2	4	1	1	1	2	1	2	3	4	1	1	0	0	0	6	
February 14	Gold Rush	397	1	0	13	1	3	0	1	0	0	2	3	5	1	0	1	0	0	0	2	
February 18	Rhythm	321	1	0	8	1	4	1	2	2	2	1	1	2	1	1	0	1	0	0	5	
February 20																						
February 21																						
February 25																						
February 26																						
March 1																						

#30 • REBECCA HARRIS • GUARD • 5-8 • BELLEVILLE, ILL. • ILLINOIS • SHE/HER



SEASON HIGHS			
Statistic	No.	Opponent	Date
Points	5	Rhythm	February 13, 2026
FG Made	2	Rhythm	February 13, 2026
FG Attempts	6	Rhythm	February 13, 2026
3-Pt. FG Made	1	Rhythm	February 13, 2026
3-Pt. FG Attempts	2	Rhythm	February 13, 2026
FT Made	-		
FT Attempts	-		
Rebounds	3	Rhythm	February 13, 2026
Assists	2	Glow	February 14, 2026
Turnovers	-		
Blocks	-		
Steals	1	Glow	February 14, 2026
Minutes	12	Rhythm	February 13, 2026
Leaderboard Points	350	Rhythm	February 13, 2026

CAREER HIGHS			
Statistic	No.	Opponent	Date
Points	19	Team Bradford	March 2, 2025
FG Made	7	Team Bradford	March 2, 2025
FG Attempts	15	Team Bradford	March 2, 2025
3-Pt. FG Made	4	Team Bradford	March 2, 2025
3-Pt. FG Attempts	8	Team Bradford	March 2, 2025
FT Made	4	Three times	
FT Attempts	5	Team Cloud	February 2, 2022
Rebounds	8	Team Russell	January 29, 2022
Assists	4	Team Cloud	February 2, 2022
Turnovers	4	Team Russell	January 29, 2022
Blocks	1	Five times	
Steals	2	Three times	
Minutes	34	Team Harrison	February 5, 2022
Leaderboard Points	532	Team Harrison	February 19, 2025

GAME-BY-GAME LOGS

Date	Opponent	LPTS	GP	GS	MP	FGM	FGA	3FGM	3FGA	FTM	FTA	OR	DR	REB	FC	FD	A	TO	BLK	STL	PTS	Notes
February 4	Glow	132	1	0	5	1	2	0	0	0	0	1	0	1	1	0	0	0	0	0	2	
February 6	Gold Rush	120	1	0	5	0	1	0	0	0	0	0	0	0	0	0	1	0	0	0	0	
February 7	Eclipse	185	1	0	5	0	1	0	0	0	0	1	1	2	0	0	0	0	0	0	0	
February 11	Eclipse	-20	1	0	3	0	2	0	0	0	0	0	0	0	0	0	0	0	0	0	0	
February 13	Rhythm	350	1	0	12	2	6	1	2	0	0	3	0	3	1	1	1	0	0	0	5	
February 14	Glow	47	1	0	10	0	4	0	1	0	0	0	1	1	1	0	2	0	0	1	0	
February 18	Rhythm	290	1	0	5	0	1	0	1	0	0	0	0	0	0	0	0	0	0	0	0	
February 20																						
February 21																						
February 25																						
February 26																						
March 1																						

#31 • TINA CHARLES • CENTER • 6-4 • JAMAICA, N.Y. • UCONN • SHE/HER



SEASON HIGHS			
Statistic	No.	Opponent	Date
Points	20	Rhythm	February 14, 2026
FG Made	8	Two times	
FG Attempts	19	Rhythm	February 14, 2026
3-Pt. FG Made	-		
3-Pt. FG Attempts	2	Rhythm	February 14, 2026
FT Made	6	Rhythm	February 14, 2026
FT Attempts	8	Rhythm	February 14, 2026
Rebounds	10	Eclipse	February 6, 2026
Assists	3	Two times	
Turnovers	4	Gold Rush	February 7, 2026
Blocks	1	Two times	
Steals	1	Rhythm	February 4, 2026
Minutes	31	Two times	
Leaderboard Points	628	Gold Rush	February 11, 2026

CAREER HIGHS			
Statistic	No.	Opponent	Date
Points	20	Rhythm	February 14, 2026
FG Made	8	Two times	
FG Attempts	19	Rhythm	February 14, 2026
3-Pt. FG Made	-		
3-Pt. FG Attempts	2	Rhythm	February 14, 2026
FT Made	6	Rhythm	February 14, 2026
FT Attempts	8	Rhythm	February 14, 2026
Rebounds	10	Eclipse	February 6, 2026
Assists	3	Two times	
Turnovers	4	Gold Rush	February 7, 2026
Blocks	1	Two times	
Steals	1	Rhythm	February 4, 2026
Minutes	31	Two times	
Leaderboard Points	628	Gold Rush	February 11, 2026

GAME-BY-GAME LOGS

Date	Opponent	LPTS	GP	GS	MP	FGM	FGA	3FGM	3FGA	FTM	FTA	OR	DR	REB	FC	FD	A	TO	BLK	STL	PTS	Notes
February 4	Rhythm	544	1	1	31	8	14	0	1	1	1	1	8	9	2	2	1	2	1	1	17	MVP 1
February 6	Eclipse	152	1	1	25	3	11	0	1	4	6	4	6	10	0	3	1	0	0	0	10	
February 7	Gold Rush	385	1	1	34	6	12	0	0	3	4	1	7	8	1	2	0	4	0	0	15	
February 11	Gold Rush	628	1	1	25	8	16	0	0	1	1	4	4	8	1	1	1	3	0	0	17	MVP 1
February 13	Glow	38	1	1	6	0	2	0	0	0	0	0	2	2	2	1	0	0	0	0	0	
February 14	Rhythm	542	1	1	31	7	19	0	2	6	8	4	4	8	1	5	3	1	0	0	20	MVP 3
February 18	Glow	248	1	1	27	5	15	0	0	2	2	3	6	9	0	2	3	0	1	0	12	
February 20																						
February 21																						
February 25																						
February 26																						
March 1																						

#32 • ASIA TAYLOR • FORWARD • 6-1 • COLUMBUS, OHIO • LOUISVILLE • SHE/HER




SEASON HIGHS			
Statistic	No.	Opponent	Date
Points	22	Gold Rush	February 4, 2026
FG Made	7	Gold Rush	February 4, 2026
FG Attempts	11	Gold Rush	February 4, 2026
3-Pt. FG Made	1	Three times	
3-Pt. FG Attempts	3	Glow	February 6, 2026
FT Made	8	Gold Rush	February 4, 2026
FT Attempts	9	Gold Rush	February 4, 2026
Rebounds	5	Gold Rush	February 4, 2026
Assists	3	Gold Rush	February 13, 2026
Turnovers	2	Two times	
Blocks	1	Gold Rush	February 4, 2026
Steals	1	Two times	
Minutes	19	Gold Rush	February 4, 2026
Leaderboard Points	723	Gold Rush	February 4, 2026

CAREER HIGHS			
Statistic	No.	Opponent	Date
Points	22	Gold Rush	February 4, 2026
FG Made	7	Two times	
FG Attempts	12	Team Bradford	February 27, 2025
3-Pt. FG Made	1	Four times	
3-Pt. FG Attempts	3	Glow	February 6, 2026
FT Made	8	Gold Rush	February 4, 2026
FT Attempts	9	Gold Rush	February 4, 2026
Rebounds	8	Two times	
Assists	3	Two times	
Turnovers	5	Team Bradford	February 12, 2025
Blocks	1	Four times	
Steals	1	Six times	
Minutes	27	Team Bradford	February 12, 2025
Leaderboard Points	723	Gold Rush	February 4, 2026

GAME-BY-GAME LOGS

Date	Opponent	LPTS	GP	GS	MP	FGM	FGA	3FGM	3FGA	FTM	FTA	OR	DR	REB	FC	FD	A	TO	BLK	STL	PTS	Notes
February 4	Gold Rush	723	1	0	19	7	11	0	1	8	9	0	5	5	3	5	2	1	1	1	22	MVP 1
February 6	Glow	390	1	0	14	4	7	1	3	2	4	0	2	2	6	3	1	1	0	0	11	
February 7	Rhythm	240																				
February 11	Glow	233	1	0	18	4	5	1	1	6	6	1	3	4	1	4	2	2	0	0	15	
February 13	Gold Rush	136	1	0	17	0	2	0	1	0	0	2	2	4	1	1	3	2	0	0	0	
February 14	Eclipse	15	1	0	10	0	0	0	0	0	0	0	1	1	4	0	0	1	0	0	0	
February 18	Rhythm	322	1	0	11	1	3	1	1	0	0	1	2	3	1	0	0	1	0	1	3	
February 20																						
February 21																						
February 25																						
February 26																						
March 1																						

#33 • NATASHA MACK • FORWARD • 6-4 • LUFKIN, TEXAS • OKLAHOMA STATE • SHE/HER



SEASON HIGHS			
Statistic	No.	Opponent	Date
Points	14	Rhythm	February 18, 2026
FG Made	7	Rhythm	February 18, 2026
FG Attempts	15	Rhythm	February 18, 2026
3-Pt. FG Made	1	Eclipse	February 13, 2026
3-Pt. FG Attempts	2	Two times	
FT Made	3	Rhythm	February 11, 2026
FT Attempts	5	Rhythm	February 11, 2026
Rebounds	17	Rhythm	February 18, 2026
Assists	4	Gold Rush	February 14, 2026
Turnovers	3	Rhythm	February 18, 2026
Blocks	6	Rhythm	February 11, 2026
Steals	4	Glow	February 4, 2026
Minutes	32	Two times	
Leaderboard Points	641	Gold Rush	February 14, 2026

CAREER HIGHS			
Statistic	No.	Opponent	Date
Points	14	Rhythm	February 18, 2026
FG Made	7	Rhythm	February 18, 2026
FG Attempts	15	Rhythm	February 18, 2026
3-Pt. FG Made	1	Eclipse	February 13, 2026
3-Pt. FG Attempts	2	Two times	
FT Made	3	Rhythm	February 11, 2026
FT Attempts	5	Rhythm	February 11, 2026
Rebounds	17	Rhythm	February 18, 2026
Assists	4	Gold Rush	February 14, 2026
Turnovers	3	Rhythm	February 18, 2026
Blocks	6	Rhythm	February 11, 2026
Steals	4	Glow	February 4, 2026
Minutes	32	Two times	
Leaderboard Points	641	Gold Rush	February 14, 2026

GAME-BY-GAME LOGS

Date	Opponent	LPTS	GP	GS	MP	FGM	FGA	3FGM	3FGA	FTM	FTA	OR	DR	REB	FC	FD	A	TO	BLK	STL	PTS	Notes
February 4	Glow	348	1	0	31	4	6	0	0	1	1	4	10	14	2	1	1	0	3	4	9	
February 6	Gold Rush	285	1	1	32	5	9	0	0	1	2	4	11	15	2	1	1	1	3	0	11	
February 7	Eclipse	389	1	1	25	5	7	0	0	1	2	4	9	13	0	1	0	1	5	0	11	
February 11	Rhythm	569	1	1	23	3	6	0	0	3	5	2	13	15	1	3	3	1	6	0	9	
February 13	Eclipse	541	1	1	29	4	10	1	2	2	2	4	9	13	2	3	1	0	2	2	11	
February 14	Gold Rush	641	1	1	25	6	11	0	0	1	1	8	5	13	1	1	4	0	1	2	13	MVP 3
February 18	Rhythm	510	1	1	32	7	15	0	2	0	0	5	12	17	0	0	1	3	3	0	14	MVP 3
February 20																						
February 21																						
February 25																						
February 26																						
March 1																						

#34 • SHEY PEDDY • GUARD • 5-7 • ROXBURY, MASS. • TEMPLE • SHE/HER



SEASON HIGHS			
Statistic	No.	Opponent	Date
Points	19	Glow	February 13, 2026
FG Made	7	Glow	February 13, 2026
FG Attempts	14	Glow	February 13, 2026
3-Pt. FG Made	5	Glow	February 13, 2026
3-Pt. FG Attempts	8	Glow	February 13, 2026
FT Made	3	Gold Rush	February 6, 2026
FT Attempts	4	Gold Rush	February 6, 2026
Rebounds	8	Rhythm	February 14, 2026
Assists	7	Glow	February 13, 2026
Turnovers	5	Glow	February 13, 2026
Blocks	-		
Steals	3	Glow	February 13, 2026
Minutes	32	Gold Rush	February 18, 2026
Leaderboard Points	675	Gold Rush	February 11, 2026

CAREER HIGHS			
Statistic	No.	Opponent	Date
Points	20	Team Caldwell	February 20, 2025
FG Made	7	Glow	February 13, 2026
FG Attempts	14	Glow	February 13, 2026
3-Pt. FG Made	5	Glow	February 13, 2026
3-Pt. FG Attempts	8	Glow	February 13, 2026
FT Made	8	Team Caldwell	February 20, 2025
FT Attempts	8	Team Caldwell	February 20, 2025
Rebounds	8	Rhythm	February 14, 2026
Assists	7	Two times	
Turnovers	5	Glow	February 13, 2026
Blocks	1	Team Harris	March 2, 2025
Steals	4	Team Sims	February 23, 2025
Minutes	35	Team Sims	February 23, 2025
Leaderboard Points	675	Gold Rush	February 11, 2026

GAME-BY-GAME LOGS

Date	Opponent	LPTS	GP	GS	MP	FGM	FGA	3FGM	3FGA	FTM	FTA	OR	DR	REB	FC	FD	A	TO	BLK	STL	PTS	Notes
February 4	Glow	98	1	1	23	0	3	0	2	2	2	0	2	2	5	3	4	3	0	0	2	
February 6	Gold Rush	160	1	1	26	3	12	2	7	3	4	1	4	5	3	3	5	4	0	1	11	
February 7	Eclipse	132	1	1	19	0	3	0	2	0	0	0	2	2	1	0	0	2	0	0	0	
February 11	Gold Rush	675	1	1	26	5	7	4	6	0	0	0	1	1	0	0	6	1	0	2	14	MVP 2
February 13	Glow	334	1	1	31	7	14	5	8	0	0	1	4	5	3	1	7	5	0	3	19	MVP 1
February 14	Rhythm	464	1	1	29	4	7	1	3	2	2	0	8	8	4	1	3	2	0	1	11	
February 18	Gold Rush	132	1	1	32	4	11	2	6	2	2	1	2	3	4	1	5	3	0	1	12	
February 20																						
February 21																						
February 25																						
February 26																						
March 1																						

#35 • REBEKAH GARDNER • GUARD • 6-1 • RANCHO CUCAMONGA, CALIF. • UCLA • SHE/HER



SEASON HIGHS			
Statistic	No.	Opponent	Date
Points	18	Glow	February 18, 2026
FG Made	7	Glow	February 18, 2026
FG Attempts	13	Glow	February 18, 2026
3-Pt. FG Made	3	Gold Rush	February 14, 2026
3-Pt. FG Attempts	5	Glow	February 18, 2026
FT Made	4	Eclipse	February 13, 2026
FT Attempts	4	Eclipse	February 13, 2026
Rebounds	6	Glow	February 18, 2026
Assists	6	Rhythm	February 7, 2026
Turnovers	2	Three times	
Blocks	1	Two times	
Steals	3	Gold Rush	February 14, 2026
Minutes	32	Two times	
Leaderboard Points	680	Gold Rush	February 4, 2026

CAREER HIGHS			
Statistic	No.	Opponent	Date
Points	18	Glow	February 18, 2026
FG Made	7	Glow	February 18, 2026
FG Attempts	13	Glow	February 18, 2026
3-Pt. FG Made	3	Gold Rush	February 14, 2026
3-Pt. FG Attempts	5	Glow	February 18, 2026
FT Made	4	Eclipse	February 13, 2026
FT Attempts	4	Eclipse	February 13, 2026
Rebounds	6	Glow	February 18, 2026
Assists	6	Rhythm	February 7, 2026
Turnovers	2	Three times	
Blocks	1	Two times	
Steals	3	Gold Rush	February 14, 2026
Minutes	32	Two times	
Leaderboard Points	680	Gold Rush	February 4, 2026

GAME-BY-GAME LOGS

Date	Opponent	LPTS	GP	GS	MP	FGM	FGA	3FGM	3FGA	FTM	FTA	OR	DR	REB	FC	FD	A	TO	BLK	STL	PTS	Notes
February 4	Gold Rush	680	1	1	14	6	8	2	3	3	3	2	2	4	2	4	1	1	0	2	17	MVP 2
February 6	Glow	484	1	1	16	5	5	2	2	0	0	0	0	0	1	2	1	2	0	1	12	
February 7	Rhythm	365	1	1	32	3	6	0	2	2	2	1	3	4	1	2	6	2	0	1	8	
February 11	Rhythm	501	1	1	23	5	6	2	2	0	0	1	3	4	3	0	4	2	0	1	12	
February 13	Eclipse	469	1	1	24	5	8	0	1	4	4	0	3	3	5	1	0	1	0	0	14	MVP 3
February 14	Gold Rush	536	1	1	31	5	9	3	4	2	2	1	2	3	1	1	2	1	1	3	15	
February 18	Glow	344	1	1	32	7	13	2	5	2	2	2	4	6	3	2	1	0	1	0	18	MVP 2
February 20																						
February 21																						
February 25																						
February 26																						
March 1																						

#40 • KIAH STOKES • CENTER • 6-3 • MARION, IOWA • UCONN • SHE/HER



SEASON HIGHS			
Statistic	No.	Opponent	Date
Points	9	Glow	February 7, 2026
FG Made	4	Two times	
FG Attempts	7	Rhythm	February 6, 2026
3-Pt. FG Made	1	Glow	February 14, 2026
3-Pt. FG Attempts	2	Three times	
FT Made	2	Two times	
FT Attempts	3	Eclipse	February 11, 2026
Rebounds	15	Rhythm	February 6, 2026
Assists	4	Glow	February 14, 2026
Turnovers	3	Glow	February 13, 2026
Blocks	3	Three times	
Steals	2	Two times	
Minutes	34	Eclipse	February 11, 2026
Leaderboard Points	475	Eclipse	February 18, 2026

CAREER HIGHS			
Statistic	No.	Opponent	Date
Points	9	Glow	February 7, 2026
FG Made	4	Two times	
FG Attempts	7	Rhythm	February 6, 2026
3-Pt. FG Made	1	Glow	February 14, 2026
3-Pt. FG Attempts	2	Three times	
FT Made	2	Two times	
FT Attempts	3	Eclipse	February 11, 2026
Rebounds	15	Rhythm	February 6, 2026
Assists	4	Glow	February 14, 2026
Turnovers	3	Glow	February 13, 2026
Blocks	3	Three times	
Steals	2	Two times	
Minutes	34	Eclipse	February 11, 2026
Leaderboard Points	475	Eclipse	February 18, 2026

GAME-BY-GAME LOGS

Date	Opponent	LPTS	GP	GS	MP	FGM	FGA	3FGM	3FGA	FTM	FTA	OR	DR	REB	FC	FD	A	TO	BLK	STL	PTS	Notes
February 4	Eclipse	105	1	1	32	2	6	0	2	2	2	2	7	9	3	1	0	0	3	2	6	
February 6	Rhythm	472	1	1	30	4	7	0	1	0	0	5	10	15	2	1	1	1	2	1	8	
February 7	Glow	228	1	1	25	4	6	0	2	1	1	3	6	9	1	1	0	3	1	1	9	
February 11	Eclipse	98	1	1	34	2	6	0	1	2	3	1	8	9	1	3	1	0	2	0	6	
February 13	Rhythm	383	1	1	33	1	4	0	1	0	0	2	11	13	3	2	2	2	3	0	2	
February 14	Glow	194	1	1	28	1	3	1	2	0	0	4	8	12	0	1	4	1	1	0	3	
February 18	Eclipse	475	1	1	21	2	6	0	1	0	0	2	7	9	0	0	1	0	3	2	4	
February 20																						
February 21																						
February 25																						
February 26																						
March 1																						

#41 • ALAINA COATES • CENTER • 6-4 • IRMO, S.C. • SOUTH CAROLINA • SHE/HER



SEASON HIGHS			
Statistic	No.	Opponent	Date
Points	9	Eclipse	February 18, 2026
FG Made	3	Eclipse	February 18, 2026
FG Attempts	4	Eclipse	February 18, 2026
3-Pt. FG Made	-		
3-Pt. FG Attempts	-		
FT Made	3	Eclipse	February 18, 2026
FT Attempts	3	Eclipse	February 18, 2026
Rebounds	8	Glow	February 7, 2026
Assists	-		
Turnovers	4	Eclipse	February 18, 2026
Blocks	2	Eclipse	February 18, 2026
Steals	2	Glow	February 7, 2026
Minutes	19	Two times	
Leaderboard Points	422	Gold Rush	February 11, 2026

CAREER HIGHS			
Statistic	No.	Opponent	Date
Points	9	Eclipse	February 18, 2026
FG Made	3	Eclipse	February 18, 2026
FG Attempts	4	Eclipse	February 18, 2026
3-Pt. FG Made	-		
3-Pt. FG Attempts	-		
FT Made	3	Eclipse	February 18, 2026
FT Attempts	3	Eclipse	February 18, 2026
Rebounds	8	Glow	February 7, 2026
Assists	-		
Turnovers	4	Eclipse	February 18, 2026
Blocks	2	Eclipse	February 18, 2026
Steals	2	Glow	February 7, 2026
Minutes	19	Two times	
Leaderboard Points	422	Gold Rush	February 11, 2026

GAME-BY-GAME LOGS

Date	Opponent	LPTS	GP	GS	MP	FGM	FGA	3FGM	3FGA	FTM	FTA	OR	DR	REB	FC	FD	A	TO	BLK	STL	PTS	Notes
February 4	Eclipse	20	1	0	4	1	2	0	0	0	0	1	0	1	0	0	0	0	0	0	2	
February 6	Rhythm	327	1	0	5	0	0	0	0	0	0	1	3	4	1	0	0	1	1	1	0	
February 7	Glow	194	1	0	19	1	1	0	0	0	0	0	8	8	2	0	0	0	1	2	2	
February 11	Gold Rush	422	1	0	9	0	0	0	0	0	0	0	2	2	1	0	0	1	1	0	0	
February 13	Glow	87	1	0	7	1	1	0	0	1	2	0	3	3	1	2	0	1	1	0	3	
February 14	Rhythm	360																				DID NOT PLAY (CAPTAIN'S DECISION)
February 18	Eclipse	417	1	0	19	3	4	0	0	3	3	3	1	4	5	2	0	4	2	1	9	
February 20																						
February 21																						
February 25																						
February 26																						
March 1																						

#42 • EMMA CANNON • FORWARD • 6-2 • ROCHESTER, N.Y. • UCF/FLORIDA SOUTHERN • SHE/HER



SEASON HIGHS			
Statistic	No.	Opponent	Date
Points	14	Gold Rush	February 7, 2026
FG Made	5	Gold Rush	February 7, 2026
FG Attempts	12	Glow	February 18, 2026
3-Pt. FG Made	2	Gold Rush	February 7, 2026
3-Pt. FG Attempts	5	Glow	February 18, 2026
FT Made	6	Eclipse	February 6, 2026
FT Attempts	6	Two times	
Rebounds	8	Glow	February 18, 2026
Assists	2	Rhythm	February 4, 2026
Turnovers	2	Glow	February 18, 2026
Blocks	1	Four times	
Steals	3	Glow	February 18, 2026
Minutes	28	Glow	February 18, 2026
Leaderboard Points	445	Eclipse	February 13, 2026

CAREER HIGHS			
Statistic	No.	Opponent	Date
Points	14	Gold Rush	February 7, 2026
FG Made	5	Gold Rush	February 7, 2026
FG Attempts	12	Glow	February 18, 2026
3-Pt. FG Made	2	Gold Rush	February 7, 2026
3-Pt. FG Attempts	5	Glow	February 18, 2026
FT Made	6	Eclipse	February 6, 2026
FT Attempts	6	Two times	
Rebounds	8	Glow	February 18, 2026
Assists	2	Rhythm	February 4, 2026
Turnovers	2	Glow	February 18, 2026
Blocks	1	Four times	
Steals	3	Glow	February 18, 2026
Minutes	28	Glow	February 18, 2026
Leaderboard Points	445	Eclipse	February 13, 2026

GAME-BY-GAME LOGS

Date	Opponent	LPTS	GP	GS	MP	FGM	FGA	3FGM	3FGA	FTM	FTA	OR	DR	REB	FC	FD	A	TO	BLK	STL	PTS	Notes
February 4	Rhythm	394	1	0	12	2	6	1	4	5	6	1	4	5	1	3	2	1	0	0	10	
February 6	Eclipse	160	1	0	16	1	2	0	0	6	6	2	4	6	4	5	0	1	1	1	8	
February 7	Gold Rush	439	1	0	18	5	8	2	4	2	3	0	5	5	1	3	0	1	0	2	14	
February 11	Rhythm	365	1	0	19	2	4	1	2	0	0	0	5	5	4	0	0	1	0	0	5	
February 13	Eclipse	445	1	0	19	4	7	1	3	1	2	2	3	5	2	1	0	1	1	1	10	
February 14	Gold Rush	440	1	0	14	3	7	1	3	0	0	1	4	5	0	0	1	0	1	0	7	
February 18	Glow	227	1	0	28	5	12	1	5	1	2	1	7	8	2	2	1	2	1	3	12	
February 20																						
February 21																						
February 25																						
February 26																						
March 1																						

#69 • KIERSTAN BELL • GUARD • 6-1 • ALLIANCE, OHIO • FLORIDA GULF COAST • SHE/HER



SEASON HIGHS			
Statistic	No.	Opponent	Date
Points	14	Gold Rush	February 14, 2026
FG Made	5	Two times	
FG Attempts	12	Gold Rush	February 14, 2026
3-Pt. FG Made	4	Gold Rush	February 14, 2026
3-Pt. FG Attempts	8	Eclipse	February 18, 2026
FT Made	3	Eclipse	February 13, 2026
FT Attempts	3	Eclipse	February 13, 2026
Rebounds	6	Eclipse	February 13, 2026
Assists	4	Eclipse	February 18, 2026
Turnovers	2	Two times	
Blocks	2	Rhythm	February 7, 2026
Steals	2	Three times	
Minutes	28	Gold Rush	February 14, 2026
Leaderboard Points	531	Eclipse	February 18, 2026

CAREER HIGHS			
Statistic	No.	Opponent	Date
Points	26	Two times	
FG Made	10	Two times	
FG Attempts	21	Team Smith	March 25, 2023
3-Pt. FG Made	6	Team Sims	March 22, 2024
3-Pt. FG Attempts	14	Team Cloud	March 23, 2024
FT Made	7	Team T. Mitchell	March 9, 2024
FT Attempts	11	Team T. Mitchell	March 9, 2024
Rebounds	11	Two times	
Assists	10	Team Hillmon	March 18, 2023
Turnovers	5	Two times	
Blocks	2	Six times	
Steals	4	Team Gray	March 7, 2024
Minutes	43	Team Hillmon	March 10, 2023
Leaderboard Points	698	Team T. Mitchell	March 17, 2024

GAME-BY-GAME LOGS

Date	Opponent	LPTS	GP	GS	MP	FGM	FGA	3FGM	3FGA	FTM	FTA	OR	DR	REB	FC	FD	A	TO	BLK	STL	PTS	Notes
February 4	Gold Rush	481	1	0	20	4	11	2	7	0	2	2	3	5	1	1	1	1	0	2	10	
February 6	Glow	418	1	0	18	3	8	1	4	2	2	1	2	3	3	3	2	2	0	1	9	
February 7	Rhythm	309	1	0	20	5	11	2	6	0	0	0	1	1	2	0	1	1	2	0	12	
February 11	Rhythm	398	1	1	20	4	9	3	6	1	2	0	2	2	2	1	0	2	0	0	12	
February 13	Eclipse	450	1	1	25	3	9	1	5	3	3	0	6	6	4	3	2	0	0	2	10	
February 14	Gold Rush	440	1	1	28	5	12	4	6	0	0	0	4	4	0	0	0	1	0	0	14	
February 18	Eclipse	531	1	1	26	4	9	3	8	0	0	0	5	5	1	1	4	0	0	2	11	MVP 3
February 20																						
February 21																						
February 25																						
February 26																						
March 1																						



#75 • AIR HEARN • GUARD • 5-8 • MEMPHIS, TENN. • MEMPHIS • SHE/HER



SEASON HIGHS			
Statistic	No.	Opponent	Date
Points	2	Eclipse	February 4, 2026
FG Made	1	Eclipse	February 4, 2026
FG Attempts	2	Eclipse	February 4, 2026
3-Pt. FG Made	-		
3-Pt. FG Attempts	-		
FT Made	-		
FT Attempts	-		
Rebounds	-		
Assists	1	Eclipse	February 4, 2026
Turnovers	2	Eclipse	February 4, 2026
Blocks	1	Eclipse	February 4, 2026
Steals	1	Eclipse	February 4, 2026
Minutes	12	Eclipse	February 4, 2026
Leaderboard Points	300	Rhythm	February 6, 2026

CAREER HIGHS			
Statistic	No.	Opponent	Date
Points	25	Team Gray	March 14, 2024
FG Made	10	Team Gray	March 14, 2024
FG Attempts	18	Team Sims	March 7, 2024
3-Pt. FG Made	5	Team Gray	March 14, 2024
3-Pt. FG Attempts	9	Team Sims	March 7, 2024
FT Made	6	Team K. Mitchell	March 10, 2023
FT Attempts	8	Team K. Mitchell	March 10, 2023
Rebounds	9	Team Sims	March 7, 2024
Assists	7	Team Brown	February 23, 2022
Turnovers	4	Team Gray	March 2, 2024
Blocks	3	Team Sims	February 29, 2024
Steals	3	Eight times	
Minutes	40	Four times	
Leaderboard Points	590	Team T. Mitchell	March 17, 2024

GAME-BY-GAME LOGS

Date	Opponent	LPTS	GP	GS	MP	FGM	FGA	3FGM	3FGA	FTM	FTA	OR	DR	REB	FC	FD	A	TO	BLK	STL	PTS	Notes
February 4	Eclipse	20	1	0	12	1	2	0	0	0	0	0	0	0	0	0	1	2	1	1	2	
February 6	Rhythm	300																				DID NOT PLAY (INACTIVE)
February 7	Glow	120																				DID NOT PLAY (INACTIVE)
February 11	-	-																				DID NOT PLAY (INACTIVE)
February 13	-	-																				DID NOT PLAY (INACTIVE)
February 14	-	-																				DID NOT PLAY (INACTIVE)
February 18	-	-																				DID NOT PLAY (INACTIVE)
February 20																						
February 21																						
February 25																						
February 26																						
March 1																						

#77 • ARIEL ATKINS • GUARD • 5-10 • DUNCANVILLE, TEXAS • TEXAS • SHE/HER




SEASON HIGHS			
Statistic	No.	Opponent	Date
Points	19	Gold Rush	February 7, 2026
FG Made	7	Gold Rush	February 7, 2026
FG Attempts	17	Gold Rush	February 7, 2026
3-Pt. FG Made	3	Gold Rush	February 7, 2026
3-Pt. FG Attempts	5	Two times	
FT Made	3	Glow	February 13, 2026
FT Attempts	5	Glow	February 13, 2026
Rebounds	8	Gold Rush	February 7, 2026
Assists	5	Gold Rush	February 7, 2026
Turnovers	6	Eclipse	February 6, 2026
Blocks	-		
Steals	6	Gold Rush	February 11, 2026
Minutes	32	Gold Rush	February 7, 2026
Leaderboard Points	574	Gold Rush	February 7, 2026

CAREER HIGHS			
Statistic	No.	Opponent	Date
Points	19	Gold Rush	February 7, 2026
FG Made	7	Gold Rush	February 7, 2026
FG Attempts	17	Gold Rush	February 7, 2026
3-Pt. FG Made	3	Gold Rush	February 7, 2026
3-Pt. FG Attempts	5	Two times	
FT Made	3	Glow	February 13, 2026
FT Attempts	5	Glow	February 13, 2026
Rebounds	8	Gold Rush	February 7, 2026
Assists	5	Gold Rush	February 7, 2026
Turnovers	6	Eclipse	February 6, 2026
Blocks	-		
Steals	6	Gold Rush	February 11, 2026
Minutes	32	Gold Rush	February 7, 2026
Leaderboard Points	574	Gold Rush	February 7, 2026

GAME-BY-GAME LOGS

Date	Opponent	LPTS	GP	GS	MP	FGM	FGA	3FGM	3FGA	FTM	FTA	OR	DR	REB	FC	FD	A	TO	BLK	STL	PTS	Notes
February 4	Rhythm	390	1	1	30	4	11	2	5	2	2	0	4	4	1	2	1	3	0	4	12	
February 6	Eclipse	26	1	1	24	3	9	0	4	2	2	0	2	2	3	2	2	6	0	0	8	
February 7	Gold Rush	574	1	1	32	7	17	3	5	2	2	2	6	8	4	2	5	4	0	5	19	MVP 1
February 11	Gold Rush	513	1	1	27	2	9	1	3	2	2	0	5	5	2	1	4	2	0	6	7	
February 13	Glow	87	1	1	15	3	7	1	4	3	5	1	1	2	3	4	0	3	0	1	10	
February 14	Rhythm	360																				DID NOT PLAY (INACTIVE)
February 18	Gold Rush	60																				DID NOT PLAY (INACTIVE)
February 20																						
February 21																						
February 25																						
February 26																						
March 1																						

#88 • KAYANA TRAYLOR • GUARD • 5-9 • MARTINSVILLE, IND. • VIRGINIA TECH • SHE/HER




SEASON HIGHS			
Statistic	No.	Opponent	Date
Points	15	Rhythm	February 18, 2026
FG Made	6	Rhythm	February 18, 2026
FG Attempts	12	Rhythm	February 18, 2026
3-Pt. FG Made	2	Gold Rush	February 13, 2026
3-Pt. FG Attempts	4	Glow	February 6, 2026
FT Made	4	Two times	
FT Attempts	4	Three times	
Rebounds	3	Glow	February 11, 2026
Assists	6	Rhythm	February 18, 2026
Turnovers	2	Two times	
Blocks	1	Eclipse	February 14, 2026
Steals	3	Glow	February 11, 2026
Minutes	29	Eclipse	February 14, 2026
Leaderboard Points	451	Glow	February 6, 2026

CAREER HIGHS			
Statistic	No.	Opponent	Date
Points	15	Rhythm	February 18, 2026
FG Made	6	Rhythm	February 18, 2026
FG Attempts	12	Rhythm	February 18, 2026
3-Pt. FG Made	2	Gold Rush	February 13, 2026
3-Pt. FG Attempts	4	Glow	February 6, 2026
FT Made	4	Two times	
FT Attempts	4	Three times	
Rebounds	3	Glow	February 11, 2026
Assists	6	Rhythm	February 18, 2026
Turnovers	2	Two times	
Blocks	1	Eclipse	February 14, 2026
Steals	3	Glow	February 11, 2026
Minutes	29	Eclipse	February 14, 2026
Leaderboard Points	451	Glow	February 6, 2026

GAME-BY-GAME LOGS

Date	Opponent	LPTS	GP	GS	MP	FGM	FGA	3FGM	3FGA	FTM	FTA	OR	DR	REB	FC	FD	A	TO	BLK	STL	PTS	Notes
February 4	Gold Rush	398	1	0	15	2	7	0	3	0	0	0	0	0	4	0	1	0	0	1	4	
February 6	Glow	451	1	0	14	5	10	1	4	3	4	1	1	2	2	3	1	1	0	0	14	
February 7	Rhythm	317	1	0	13	3	3	1	1	0	0	0	1	1	1	0	2	1	0	0	7	
February 11	Glow	133	1	1	24	1	2	1	1	2	2	0	3	3	3	2	2	2	0	3	5	
February 13	Gold Rush	250	1	1	20	4	8	2	2	4	4	0	2	2	1	2	3	2	0	1	14	
February 14	Eclipse	165	1	1	29	2	5	0	1	4	4	0	1	1	1	2	4	0	1	0	8	
February 18	Rhythm	434	1	1	25	6	12	1	2	2	3	0	0	0	0	1	6	1	0	0	15	
February 20																						
February 21																						
February 25																						
February 26																						
March 1																						

#93 • ALISSA PILI • FORWARD • 6-2 • ANCHORAGE, ALASKA • UTAH • SHE/HER



SEASON HIGHS			
Statistic	No.	Opponent	Date
Points	16	Glow	February 13, 2026
FG Made	7	Glow	February 13, 2026
FG Attempts	9	Glow	February 13, 2026
3-Pt. FG Made	1	Two times	
3-Pt. FG Attempts	3	Two times	
FT Made	4	Rhythm	February 14, 2026
FT Attempts	6	Rhythm	February 14, 2026
Rebounds	8	Gold Rush	February 18, 2026
Assists	5	Glow	February 13, 2026
Turnovers	3	Gold Rush	February 18, 2026
Blocks	-		
Steals	1	Two times	
Minutes	26	Glow	February 13, 2026
Leaderboard Points	490	Gold Rush	February 11, 2026

CAREER HIGHS			
Statistic	No.	Opponent	Date
Points	20	Team Bell	February 8, 2025
FG Made	7	Three times	
FG Attempts	18	Team Westbrook	February 7, 2025
3-Pt. FG Made	3	Two times	
3-Pt. FG Attempts	9	Team Sims	March 1, 2025
FT Made	7	Team Harrison	February 5, 2025
FT Attempts	10	Team Harrison	February 5, 2025
Rebounds	9	Team Harrison	February 5, 2025
Assists	5	Glow	February 13, 2026
Turnovers	4	Two times	
Blocks	2	Four times	
Steals	3	Team Bell	February 8, 2025
Minutes	36	Two times	
Leaderboard Points	599	Team Bell	February 8, 2025

GAME-BY-GAME LOGS

Date	Opponent	LPTS	GP	GS	MP	FGM	FGA	3FGM	3FGA	FTM	FTA	OR	DR	REB	FC	FD	A	TO	BLK	STL	PTS	Notes
February 4	-	-																				DID NOT PLAY (NOT ON ROSTER)
February 6	-	-																				DID NOT PLAY (NOT ON ROSTER)
February 7	-	-																				DID NOT PLAY (NOT ON ROSTER)
February 11	Gold Rush	490	1	0	16	4	8	1	3	2	3	1	2	3	2	4	0	1	0	0	11	
February 13	Glow	224	1	0	26	7	9	1	1	1	1	0	6	6	4	1	5	2	0	0	16	
February 14	Rhythm	418	1	0	17	3	7	0	3	4	6	1	0	1	3	3	2	1	0	1	10	
February 18	Gold Rush	116	1	1	18	2	3	0	1	0	0	2	6	8	1	1	0	3	0	1	4	
February 20																						
February 21																						
February 25																						
February 26																						
March 1																						



#99 • ODYSSEY SIMS • GUARD • 5-8 • IRVING, TEXAS • BAYLOR • SHE/HER



SEASON HIGHS			
Statistic	No.	Opponent	Date
Points	31	Rhythm	February 11, 2026
FG Made	11	Rhythm	February 11, 2026
FG Attempts	24	Rhythm	February 6, 2026
3-Pt. FG Made	-		
3-Pt. FG Attempts	5	Glow	February 7, 2026
FT Made	9	Two times	
FT Attempts	14	Glow	February 7, 2026
Rebounds	7	Three times	
Assists	8	Rhythm	February 11, 2026
Turnovers	7	Glow	February 7, 2026
Blocks	-		
Steals	3	Eclipse	February 4, 2026
Minutes	40	Rhythm	February 6, 2026
Leaderboard Points	824	Rhythm	February 11, 2026

CAREER HIGHS			
Statistic	No.	Opponent	Date
Points	41	Team Bradford	February 15, 2025
FG Made	14	Team Hillmon	March 24, 2023
FG Attempts	28	Team Williams	February 23, 2023
3-Pt. FG Made	6	Team Brown	February 26, 2022
3-Pt. FG Attempts	11	Two times	
FT Made	15	Team Harrison	March 4, 2023
FT Attempts	17	Team Harrison	March 4, 2023
Rebounds	12	Team Brown	February 11, 2022
Assists	16	Team Gray	March 3, 2024
Turnovers	7	Three times	
Blocks	1	Five times	
Steals	7	Team Bradford	February 15, 2025
Minutes	45	Two times	
Leaderboard Points	941	Team Bradford	February 15, 2025

GAME-BY-GAME LOGS

Date	Opponent	LPTS	GP	GS	MP	FGM	FGA	3FGM	3FGA	FTM	FTA	OR	DR	REB	FC	FD	A	TO	BLK	STL	PTS	Notes
February 4	Eclipse	101	1	1	37	8	20	0	4	2	4	0	7	7	2	9	3	5	0	3	18	
February 6	Rhythm	548	1	1	40	8	24	0	3	5	5	3	4	7	2	5	6	2	0	1	21	MVP 1
February 7	Glow	214	1	1	39	7	21	0	5	9	14	1	6	7	1	8	3	7	0	0	23	MVP 3
February 11	Rhythm	824	1	1	27	11	15	0	1	9	10	0	0	0	0	6	8	0	0	1	31	MVP 1
February 13	Eclipse	552	1	1	36	10	23	0	2	5	7	1	2	3	1	8	3	5	0	0	25	MVP 2
February 14	Gold Rush	590	1	1	26	8	13	0	1	1	2	1	0	1	1	2	4	1	0	2	17	MVP 2
February 18	Eclipse	620	1	1	25	7	13	0	1	4	4	0	0	0	1	4	6	2	0	1	18	MVP 1
February 20																						
February 21																						
February 25																						
February 26																						
March 1																						

1

GLOW 86, RHYTHM 73  
FEBRUARY 4, 2026

Rhythm 73 • 0-1

#	Player	Total		3-Ptr		Rebounds			PF	TP	A		TO	Bk	Stl	Min
		FG-FGA	FT-FTA	FG-FGA	FT-FTA	Off	Def	Tot			TO	Bk				
09	Brianna Turner	f	3-8	1-3	0-0	2	9	11	3	7	3	2	2	1	35	
40	Lexie Brown		0-0	0-0	0-0	0	0	0	1	0	1	1	0	0	3	
10	Bree Hall	g	6-14	3-8	2-3	0	4	4	3	17	0	3	1	1	23	
11	Kia Nurse	g	7-23	3-9	5-6	1	3	4	1	22	2	1	0	0	28	
34	Shey Peddy	g	0-3	0-2	2-2	0	2	2	5	2	4	3	0	0	23	
00	Jaylyn Sherrod		2-7	0-2	3-4	0	1	1	1	7	1	1	0	3	18	
06	Aaliyah Nye		2-7	1-3	2-2	0	3	3	3	7	1	3	1	0	25	
08	Sequoia Holmes		0-5	0-3	0-0	0	1	1	1	0	0	2	0	0	9	
30	Rebecca Harris		1-2	0-0	0-0	1	0	1	1	2	0	0	0	0	5	
33	Natasha Mack		4-6	0-0	1-1	4	10	14	2	9	1	0	3	4	31	
Team						1	2	3								
Totals			25-75	8-30	15-18	9	35	44	21	73	13	16	7	9	200	
1st-FG %:		5-21	23.8%	2nd-7-19	36.8%	3rd-7-15	46.7%	4th-6-30	30.0%	Game-25-75	33.3%	Deadball				
3FG %:		2-9	22.2%	2-9	22.2%	1-3	33.3%	3-9	33.3%	8-30	26.7%	Rebounds				
FT %:		1-1	100.0%	4-4	100.0%	6-7	85.7%	4-6	66.7%	15-18	83.3%	3				

Glow 86 • 1-0

#	Player	Total		3-Ptr		Rebounds			PF	TP	A		TO	Bk	Stl	Min
		FG-FGA	FT-FTA	FG-FGA	FT-FTA	Off	Def	Tot			TO	Bk				
05	NaLyssa Smith	f	6-9	1-1	3-7	4	12	16	3	16	1	2	0	1	31	
31	Tina Charles	c	8-14	0-1	1-1	1	8	9	2	17	1	2	1	1	31	
01	Te-Hina Paopao	g	3-6	2-4	0-0	0	2	2	4	8	3	0	0	2	27	
17	Grace Berger	g	0-1	0-0	0-0	0	0	0	2	0	0	2	0	0	11	
77	Ariel Atkins	g	4-11	2-5	2-2	0	4	4	1	12	1	3	0	4	30	
14	Zia Cooke		6-14	2-5	2-2	0	4	4	1	16	1	2	1	1	19	
15	Jacy Sheldon		2-5	0-1	0-0	0	2	2	3	4	2	1	0	0	19	
22	JoJo Lacey		0-2	0-1	0-0	1	0	1	0	0	0	1	0	0	5	
25	Deja Kelly		1-6	0-2	1-2	0	4	4	1	3	1	0	0	1	15	
42	Emma Cannon		2-6	1-4	5-6	1	4	5	1	10	2	1	0	0	12	
Team						3	1	4								
Totals			32-74	8-24	14-20	10	41	51	18	86	12	14	2	10	200	
1st-FG %:		12-20	60.0%	2nd-3-15	20.0%	3rd-7-21	33.3%	4th-10-18	55.6%	Game-32-74	43.2%	Deadball				
3FG %:		4-7	57.1%	1-7	14.3%	1-4	25.0%	2-6	33.3%	8-24	33.3%	Rebounds				
FT %:		5-8	62.5%	4-6	66.7%	2-2	100.0%	3-4	75.0%	14-20	70.0%	3				

Officials: Gerda Gatting (CC), KD Versoza, Kenzie Murray  
Technical fouls: Rhythm-None, Glow-None.  
Attendance:  
Fouled Out: n/a  
MEMO: N. Smith sets AU Pro Basketball Opening Night record with 16 rebounds

Score by periods	1st	2nd	3rd	4th	Total
Rhythm	13	20	21	19	73
Glow	33	11	17	25	86

Points	In Paint	Off T/O	2nd Chance	Fast Break	Bench
649	26	9	10	11	25
648	38	14	14	6	33

Score tied - 2 times.  
Lead changed - 0 times.

Last FG - 649 4th-00:35, 648 4th-00:22  
Largest lead - 649 None, 648 by 23 2nd-08:38.  
649 led for 00:00, 648 led for 39:18. Game was tied for 00:42.

2

ECLIPSE 101, GOLD RUSH 83  
FEBRUARY 4, 2026

Gold Rush 83 • 0-1

#	Player		Total		3-Ptr		Rebounds			PF	TP	A		TO	Bk	Stl	Min
			FG-FGA	FT-FTA	FG-FGA	FT-FTA	Off	Def	Tot			TO	Bk				
02	Isabelle Harrison	f	1-5	0-0	2-4	2	0	2	0	4	0	0	0	0	0	7	
40	Kiah Stokes	c	2-6	0-2	2-2	2	7	9	3	6	0	0	3	2	0	32	
13	Sarah Ashlee Barker	g	2-7	1-3	1-2	2	6	8	4	6	3	1	0	0	29		
16	Bria Hartley	g	4-8	3-6	0-0	0	2	2	2	11	3	3	0	0	17		
99	Odyssey Sims	g	8-20	0-4	2-4	0	7	7	2	18	3	5	0	3	37		
18	Teana Muldrow		6-7	2-3	1-1	1	3	4	6	15	1	3	0	0	23		
23	Aerial Powers		6-14	1-4	4-6	2	2	4	2	17	2	1	0	3	28		
28	Dorie Harrison		1-5	0-1	0-0	2	3	5	6	2	1	2	0	0	11		
41	Alaina Coates		1-2	0-0	0-0	1	0	1	0	2	0	0	0	0	4		
75	Air Hearn		1-2	0-0	0-0	0	0	0	0	2	1	2	1	1	12		
Team						2	3	5				3					
Totals			32-76	7-23	12-19	14	33	47	25	83	14	20	4	9	200		
1st-FG %:		10-24	41.7%	2nd-8-15	53.3%	3rd-9-23	39.1%	4th-5-14	35.7%	Game-32-76	42.1%	Deadball					
3FG %:		1-5	20.0%	2-3	66.7%	2-9	22.2%	2-6	33.3%	7-23	30.4%	Rebounds					
FT %:		4-5	80.0%	4-10	40.0%	2-2	100.0%	2-2	100.0%	12-19	63.2%	6					

Eclipse 101 • 1-0

#	Player		Total		3-Ptr		Rebounds			PF	TP	A		TO	Bk	Stl	Min
			FG-FGA	FT-FTA	FG-FGA	FT-FTA	Off	Def	Tot			TO	Bk				
07	Alysha Clark	f	4-9	1-5	0-0	2	1	3	2	9	5	0	0	1	24		
24	Aneesah Morrow	f	4-10	0-3	6-9	0	13	13	0	14	1	2	1	3	23		
21	Mercedes Russell	c	3-5	0-0	1-4	1	2	3	5	7	1	2	0	1	21		
20	Kaitlyn Chen	g	3-6	0-2	4-6	3	2	5	0	10	4	2	0	0	25		
35	Rebekah Gardner	g	6-8	2-3	3-3	2	2	4	2	17	1	1	0	2	21		
12	McKenzie Forbes		1-3	1-3	0-0	0	0	0	1	3	3	0	0	0	16		
26	Kiara Leslie		1-7	1-3	2-2	2	2	4	3	5	2	2	0	0	16		
32	Asia Taylor		7-11	0-1	8-9	0	5	5	3	22	2	1	1	1	19		
69	Kierstan Bell		4-11	2-7	0-2	2	3	5	1	10	1	1	0	2	20		
88	Kayana Traylor		2-7	0-3	0-0	0	0	0	4	4	1	0	0	1	15		
Team						3	1	4				1					
Totals			35-77	7-30	24-35	15	31	46	21	101	21	12	2	11	200		
1st-FG %:		10-30	50.0%	2nd-8-20	40.0%	3rd-8-18	44.4%	4th-9-19	47.4%	Game-35-77	45.5%	Deadball					
3FG %:		3-8	37.5%	2-9	22.2%	2-7	28.6%	0-6	0.0%	7-30	23.3%	Rebounds					
FT %:		5-7	71.4%	7-10	70.0%	6-8	75.0%	6-10	60.0%	24-35	68.6%	5					

Officials: Blanca Burns (CC), Genesis Perrymond, Stacie Blow  
Technical fouls: Gold Rush-Teana Muldrow; TEAM: Eclipse-None.  
Attendance:  
Fouled Out: D. Harrison (6:36, 4th); T. Muldrow (4:02, 4th)  
TECHNICAL FOUL: T. Muldrow (4:02, 4th)  
NON-SPORTSMANLIKE TECHNICAL FOUL: Gold Rush (0:43, 4th)

Score by periods	1st	2nd	3rd	4th	Total
Gold Rush	25	22	22	14	83
Eclipse	28	25	24	24	101

Points	In Paint	Off T/O	2nd Chance	Fast Break	Bench
647	44	10	14	15	38
650	52	21	20	17	44

Score tied - 5 times.  
Lead changed - 5 times.

Last FG - 647 4th-00:54, 650 4th-00:23  
Largest lead - 647 by 2 1st-09:04, 650 by 19 4th-03:03.  
647 led for 00:38, 650 led for 36:43. Game was tied for 02:14.

3

ECLIPSE 100, GLOW 92

FEBRUARY 6, 2026

Eclipse 100 • 2-0

#	Player	Total		3-Ptr		Rebounds			PF	TP	A		TO	Bk	Stl	Min
		FG-FGA	FT-FTA	FG-FGA	FT-FTA	Off	Def	Tot			TO	Bk				
07	Alysha Clark	f	2-4	0-1	0-0	1	3	4	2	4	4	1	0	0	0	25
24	Aneesah Morrow	f	5-11	1-3	3-4	0	10	10	3	14	3	2	2	1	0	27
21	Mercedes Russell	c	6-10	0-0	0-0	3	6	9	4	12	3	4	0	2	31	
20	Kaitlyn Chen	g	7-7	1-1	3-4	0	2	2	3	18	6	5	0	1	26	
35	Rebekah Gardner	g	5-5	2-2	0-0	0	0	0	1	12	1	2	0	1	16	
12	McKenzie Forbes		0-2	0-1	0-0	1	0	1	1	0	3	0	0	0	14	
26	Kiara Leslie		2-3	1-1	1-2	0	1	1	1	6	0	0	0	2	15	
32	Asia Taylor		4-7	1-3	2-4	0	2	2	6	11	1	1	0	0	14	
69	Kierstan Bell		3-8	1-4	2-2	1	2	3	3	9	2	2	0	1	18	
88	Kayana Traylor		5-10	1-4	3-4	1	1	2	2	14	1	1	0	0	14	
Team						0	1	1								
Totals			39-67	8-20	14-20	7	28	35	26	100	24	19	2	8	200	
1st- FG %:		12-20	60.0%	2nd-10-12	83.3%	3rd-11-20	55.0%	4th-6-15	40.0%	Game-39-67	58.2%	Deadball				
3FG %:		2-3	66.7%	4-6	66.7%	4-7	57.1%	1-8	12.5%	8-20	40.0%	Rebounds				
FT %:		2-2	100.0%	3-4	75.0%	5-8	62.5%	5-8	62.5%	14-20	70.0%	3				

Glow 92 • 1-1

#	Player	Total		3-Ptr		Rebounds			PF	
		FG-FGA	FT-FTA	FG-FGA	FT-FTA	Off	Def	Tot		
05	NaLyssa Smith	f	7-11	0-0	5-10	4	6	10	5	19
31	Tina Charles	c	3-11	0-1	4-6	4	6	10	0	10
01	Te-Hina Paopao	g	1-7	0-3	2-2	1	0	1	2	4
14	Zia Cooke	g	8-12	4-7	5-6	0	2	2	1	25
77	Ariel Atkins	g	3-9	0-4	2-2	0	2	2	4	8
17	Jacy Sheldon		3-5	1-3	2-2	0	0	0	2	9
15	Grace Berger		0-1	0-0	0-0	0	1	1	0	0
22	JoJo Lacey		0-1	0-1	0-0	0	0	0	1	0
25	Deja Kelly		3-6	1-2	2-2	0	2	2	9	2
42	Emma Cannon		1-2	0-0	6-6	2	4	6	4	8
Team						1	1	2		1
Totals			29-65	6-21	28-36	12	24	36	21	92
1st- FG %:		9-16	56.3%	2nd-7-17	41.2%	3rd-6-17	35.3%	4th-7-15	46.7%	Game-29-65
3FG %:		2-5	40.0%	2-7	28.6%	0-5	0.0%	0-5	0.0%	28-65
FT %:		8-10	80.0%	7-8	87.5%	5-8	62.5%	8-10	80.0%	28-36

Officials: Kaz Beverley (CC), Chastity Taylor, Robert Fessler

Technical fouls: Eclipse=None, Glow=None.

Attendance:

Fouled Out: A. Taylor (1:48, 4th)

MEMO: K. Chen sets AU Pro Basketball record for most FGM without a miss (7)

Score by periods

	1st	2nd	3rd	4th	Total
Eclipse	28	25	29	18	100
Glow	28	23	19	22	92

In Paint

Points

650

648

Off T/O

Chance

50

38

2nd Chance

2

12

Fast Break

10

20

Bench

40

26

Last FG - 650 4th-00:56, 648 4th-00:15.

Largest lead - 650 by 19 4th-03:43, 648 by 6 2nd-02:24.

650 led for 29:27, 648 led for 07:13. Game was tied for 03:15.

Score tied - 9 times.

Lead changed - 6 times.

5 ECLIPSE 80, RHYTHM 76 FEBRUARY 7, 2026

Eclipse 80 • 3-0																		
#	Player	Total		3-Ptr		Rebounds			PF	TP	A	TO	Bk	Stl	Min			
		FG-FGA	FT-FGA	FG-FGA	FT-FGA	Off	Def	Tot										
07	Alysha Clark	f	2-9	1-3	4-4	1	4	5	3	9	5	0	0	0	31			
24	Aneeshah Morrow	f	7-17	0-1	2-3	2	3	5	3	16	0	1	0	2	26			
21	Mercedes Russell	c	5-14	0-0	0-0	6	10	16	3	10	2	1	0	3	32			
20	Kaitlyn Chen	g	6-11	3-5	0-0	3	1	4	1	15	3	3	0	1	31			
35	Rebekah Gardner	g	3-6	0-2	2-2	1	3	4	1	8	6	2	0	1	32			
12	McKenzie Forbes		1-4	1-2	0-0	0	0	0	1	3	0	0	2	0	8			
26	Kiara Leslie		0-3	0-2	0-0	1	3	4	0	1	1	1	0	0	7			
69	Kierstan Bell		5-11	2-6	0-0	0	1	1	2	12	1	1	2	0	20			
88	Kayana Traylor		3-3	1-1	0-0	0	1	1	1	7	2	1	0	0	13			
Team						0	0	0										
Totals			32-78	8-22	8-9	14	26	40	16	80	20	10	4	7	200			
1st FG %:		10-19	52.6%	2nd 7-21		33.3%	3rd 8-18		44.4%	4th 7-20		35.0%	Game 32-78		41.0%	Deadball		
3FG %:		4-9	44.4%	2-5		40.0%	1-5		20.0%	1-3		33.3%	8-22		36.4%	Rebounds		
FT %:		2-2	100.0%	1-1		100.0%	3-4		75.0%	2-2		100.0%	8-9		88.9%	3		

Rhythm 76 • 0-3																		
#	Player	Total		3-Ptr		Rebounds			PF	TP	A	TO	Bk	Stl	Min			
		FG-FGA	FT-FGA	FG-FGA	FT-FGA	Off	Def	Tot										
09	Brianna Turner	f	1-1	0-0	0-0	0	1	1	1	2	0	4	0	0	15			
33	Natasha Mack	f	5-7	0-0	1-2	4	9	13	0	11	0	1	5	0	25			
40	Lexie Brown	g	0-2	0-1	0-0	0	2	2	2	0	1	0	0	0	8			
11	Kia Nurse	g	2-9	1-6	5-7	1	2	3	1	10	2	5	0	0	31			
34	Shey Peddy	g	0-3	0-2	0-0	0	2	2	1	0	0	2	0	0	19			
00	Jaylyn Sherrod		5-12	0-1	4-5	2	5	7	3	14	5	2	0	1	28			
06	Aaliyah Nye		5-10	2-5	0-0	0	1	1	1	12	1	1	0	1	25			
08	Sequoia Holmes		1-8	0-2	0-0	2	4	6	2	2	1	0	0	1	14			
10	Bree Hall		10-14	2-5	3-7	2	3	5	0	25	2	1	0	0	30			
30	Rebecca Harris		0-1	0-0	0-0	1	1	2	0	0	0	0	0	0	5			
Team						3	0	3										
Totals			29-67	5-22	13-21	15	30	45	11	76	12	18	5	3	200			
1st FG %:		8-24	33.3%	2nd 7-16		43.8%	3rd 9-14		64.3%	4th 5-13		38.5%	Game 29-67		43.3%	Deadball		
3FG %:		0-6	0.0%	1-6		16.7%	2-5		40.0%	5-22		22.7%	13-21		61.9%	Rebounds		
FT %:		1-2	50.0%	3-3		100.0%	3-6		50.0%	6-10		60.0%	13-21		61.9%	5		

Officials: KD Versoza (CC), Ashley Birch, Kenzie Murray  
Technical fouls: Eclipse-None. Rhythm-None.  
Attendance:  
Fouled Out: n/a  
MEMO: Eclipse is 9th team in AU history to win 3 games in single week  
MEMO: Eclipse is 6th team in AU history to win game despite losing 3 quarters  
MEMO: Rhythm is 12th team in AU history to lose 3 games in single week

Score by periods	1st	2nd	3rd	4th	Total				
Eclipse	26	17	20	17	80	Points	In Paint	Off T/O	2nd Chance
Rhythm	17	18	23	18	76	649	42	7	15

Last FG - 650 4th-00:11, 649 4th-01:56.  
Largest lead - 650 by 18 1st-04:32, 649 None.  
650 led for 38:46, 649 led for 00:00. Game was tied for 00:40.

Score tied - 2 times.  
Lead changed - 0 times.

7 GLOW 110, RHYTHM 89 FEBRUARY 11, 2026

Rhythm 89 • 0-1																		
#	Player	Total		3-Ptr		Rebounds			PF	TP	A	TO	Bk	Stl	Min			
		FG-FGA	FT-FGA	FG-FGA	FT-FGA	Off	Def	Tot										
05	NaLyssa Smith	f	8-15	0-1	1-3	4	2	6	1	17	2	1	2	0	29			
24	Aneeshah Morrow	f	6-21	1-5	7-8	8	8	16	0	20	1	2	1	0	34			
14	Zia Cooke	g	7-21	2-8	7-9	1	4	5	3	23	4	1	0	2	33			
23	Aerial Powers	g	1-4	0-2	0-0	0	0	0	2	2	0	0	1	0	19			
88	Kayana Traylor	g	1-2	1-1	2-2	0	3	3	3	5	2	2	0	3	24			
12	McKenzie Forbes		1-2	1-2	0-0	0	1	1	0	3	0	2	0	0	10			
09	Brianna Turner		0-0	0-0	0-0	2	0	2	2	0	0	1	1	0	15			
25	Deja Kelly		2-7	0-1	0-0	1	1	2	2	4	0	0	0	2	18			
32	Asia Taylor		4-5	1-1	6-6	1	3	4	1	15	2	2	0	0	18			
Team						0	1	1										
Totals			30-77	6-21	23-28	17	23	40	14	89	11	12	5	7	200			
1st FG %:		6-18	33.3%	2nd 9-21		42.9%	3rd 8-20		40.0%	4th 7-18		38.9%	Game 30-77		39.0%	Deadball		
3FG %:		3-5	60.0%	2-7		28.6%	0-4		0.0%	6-21		28.6%	11-22		50.0%	Rebounds		
FT %:		7-8	87.5%	5-5		100.0%	0-0		0.0%	11-15		73.3%	23-28		82.1%	2		

Glow 110 • 1-0																		
#	Player	Total		3-Ptr		Rebounds			PF	TP	A	TO	Bk	Stl	Min			
		FG-FGA	FT-FGA	FG-FGA	FT-FGA	Off	Def	Tot										
33	Natasha Mack	f	3-6	0-0	3-5	2	13	15	1	9	3	1	6	0	23			
13	Sarah Ashlee Barker	g	5-8	1-2	2-2	0	4	4	1	13	3	1	0	0	24			
35	Rebekah Gardner	g	5-6	2-2	0-0	1	3	4	3	12	4	2	0	1	23			
69	Kierstan Bell	g	4-9	3-6	1-2	0	2	2	2	12	0	2	0	0	20			
00	Odyssey Sims	g	11-15	0-1	9-10	0	0	0	0	31	8	0	0	1	27			
04	Lexie Brown		3-6	0-3	0-0	0	1	1	2	6	1	1	0	1	17			
12	McKenzie Forbes		4-6	3-5	0-0	0	1	1	1	11	2	1	0	1	17			
17	Grace Berger		1-5	0-0	0-0	2	1	3	2	2	4	2	0	0	13			
28	Dorie Harrison		4-7	1-1	0-0	0	2	2	2	9	0	1	0	0	17			
42	Emma Cannon		2-4	1-2	0-0	0	5	5	4	5	0	1	0	0	19			
Team						2	1	3										
Totals			42-72	11-22	15-19	7	33	40	18	110	25	13	6	4	200			
1st FG %:		14-18	77.8%	2nd 10-20		50.0%	3rd 10-16		62.5%	4th 8-18		44.4%	Game 42-72		58.3%	Deadball		
3FG %:		5-7	71.4%	3-7		42.9%	2-6		33.3%	1-2		50.0%	6-21		28.6%	Rebounds		
FT %:		1-2	50.0%	2-2		100.0%	7-8		87.5%	5-7		71.4%	15-19		78.9%	4		

Officials: RJ Johnson (CC), Matt Rafferty, Stacie Bow  
Technical fouls: Rhythm-None. Glow-None.  
Attendance:  
Fouled Out: n/a  
MEMO: O. Sims becomes 1st player in AU history w/25,000 career leaderboards pts  
MEMO: N. Mack ties AU Pro Basketball single-game record with 6 blocked shots

Score by periods	1st	2nd	3rd	4th	Total
------------------	-----	-----	-----	-----	-------

9

GLOW 91, ECLIPSE 80

FEBRUARY 13, 2026

Eclipse 80 • 1-1

#	Player		Total		3-Ptr		Rebounds		PF	TP	A	TO	Blk	Stl	Min
			FG-FGA	FG-FGA	FT-FTA	Off	Def	Tot							
07	Alysha Clark	f	6-14	3-5	2-3	0	3	3	4	17	3	1	0	0	32
21	Mercedes Russell	c	2-5	0-0	1-2	2	7	9	3	5	2	5	0	2	37
31	Tina Charles	c	0-2	0-0	0-0	0	2	2	0	0	0	0	0	0	6
34	Shey Peddy	g	7-14	5-8	0-0	1	4	5	3	19	7	5	0	3	31
77	Ariel Atkins	g	3-7	1-4	3-5	1	1	2	3	10	0	3	0	1	15
00	Jaylyn Sherrod		1-5	0-1	1-2	0	1	1	1	3	4	2	0	0	16
06	Aaliyah Nye		2-6	2-3	1-2	1	4	5	0	7	0	1	2	0	26
22	JoJo Lacey		0-0	0-0	0-0	0	0	0	1	0	0	0	0	0	4
41	Alaina Coates		1-1	0-0	1-2	0	3	3	1	3	0	1	1	0	7
93	Alissa Pili		7-9	1-1	1-1	0	6	6	5	16	5	2	0	0	26
	Team					0	2	2							
	Totals		29-63	12-22	10-17	5	33	38	21	80	21	20	3	6	200
1st- FG %: 9-17 52.9% 2nd- 4-11 36.4% 3rd- 9-17 52.9% 4th- 7-18 38.9% Game- 29-63 46.0% Deadball Rebounds 6															
3FG %: 4-6 66.7% 1-5 20.0% 2-3 66.7% 5-8 62.5% 10-17 58.8%															
FT %: 4-5 80.0% 2-5 40.0% 2-4 50.0% 2-3 66.7% 10-17 58.8%															

Glow 91 • 2-0

#	Player		Total		3-Ptr		Rebounds		PF	TP	A	TO	Blk	Stl	Min
			FG-FGA	FG-FGA	FT-FTA	Off	Def	Tot							
33	Natasha Mack	f	4-10	1-2	2-2	4	9	13	2	11	1	0	2	2	29
13	Sarah Ashlee Barker	g	4-6	2-4	2-4	0	4	4	1	12	2	2	0	3	29
35	Rebekah Gardner	g	5-8	0-1	4-4	0	3	3	5	14	0	1	0	0	24
69	Kierstan Bell	g	3-9	1-5	3-3	0	6	6	4	10	2	0	0	2	25
99	Odyssey Sims	g	10-23	0-2	5-7	1	2	3	1	25	3	5	0	0	36
18	McKenzie Forbes		1-6	1-4	0-0	0	0	0	1	3	1	0	0	0	18
17	Grace Berger		0-1	0-0	0-0	0	0	0	0	3	2	0	2	13	
28	Dorie Harrison		2-4	1-1	1-2	1	2	3	4	6	1	0	0	0	7
42	Emma Cannon		4-7	1-3	1-2	2	3	5	2	10	0	1	1	1	19
	Team					1	1	2							
	Totals		33-74	7-22	18-24	9	30	39	20	91	13	11	3	10	200
1st- FG %: 8-19 42.1% 2nd- 4-15 26.7% 3rd- 12-19 63.2% 4th- 9-21 42.9% Game- 33-74 44.6% Deadball Rebounds 5															
3FG %: 2-9 22.2% 1-6 16.7% 1-3 33.3% 7-22 31.8% 10-17 58.8%															
FT %: 4-4 100.0% 4-5 80.0% 2-4 50.0% 2-3 66.7% 10-17 58.8%															

Officials: Erik Aellig (CC), Leah Lanie, Alicia Shivers

Technical fouls: Eclipse-Alysha Clark; Tina Charles. Glow-None.

Attendance:

Fouled Out: n/a

TECHNICAL FOUL: T. Charles (4-18, 1st)

TECHNICAL FOUL: A. Clark (2:02, 2nd)

Score by periods	1st	2nd	3rd	4th	Total	Points	In Paint	Off T/O	2nd Chance	Fast Break	Bench
Eclipse	26	11	22	21	80	654	30	11	6	10	29
Glow	22	17	31	21	91	652	50	27	12	15	19

Last FG - 654 4th-01:26, 652 4th-01:29.

Largest lead - 654 by 7 1st-06:51, 652 by 19 4th-05:35.

654 led for 09:41, 652 led for 26:27. Game was tied for 03:47.

Score tied - 4 times.

Lead changed - 9 times.

11

ECLIPSE 97, RHYTHM 91

FEBRUARY 14, 2026

Eclipse 97 • 2-1

#	Player		Total		3-Ptr		FT-FTA		Rebounds			PF	TP	A	TO	Blk	Stl	Min
			FG-FGA	FG-FGA	FT-FTA	Off	Def	Tot										
07	Alysha Clark	f	4-10	1-6	0-1	2	5	7	2	9	4	0	0	1	33			
21	Mercedes Russell	c	8-9	0-0	7-8	2	2	4	2	23	0	1	0	1	32			
31	Tina Charles	c	7-19	0-2	6-8	4	4	8	1	20	3	1	0	0	31			
06	Aaliyah Nye	g	6-9	2-4	5-7	0	1	1	1	19	5	0	1	3	36			
34	Shey Peddy	g	4-7	1-3	2-2	0	8	8	4	11	3	2	0	1	29			
00	Jaylyn Sherrod		1-3	0-0	3-6	0	1	1	2	5	2	0	0	2	16			
22	JoJo Lacey		0-0	0-0	0-0	0	0	0	2	0	1	2	0	0	17			
93	Alissa Pili		3-7	0-3	4-6	1	0	1	3	10	2	1	0	1	6			
	Team					2	2	4			1							
	Totals		33-64	4-18	27-38	11	23	34	17	97	20	8	1	9	200			

1st- FG %: 9-19 47.4%

3FG %: 2-4 50.0%

FT %: 6-9 66.7%

2nd- 6-11 54.5%

2-5 40.0%

4-6 66.7%

3rd- 10-17 58.8%

1-4 25.0%

6-8 75.0%

4th- 8-17 47.1%

1-5 20.0%

11-15 73.3%

Game- 33-64 51.6%

4-18 22.2%

27-38 71.1%

Deadball Rebounds 5

Rhythm 91 • 0-3

#	Player		Total		3-Ptr		FT-FTA		Rebounds			PF	TP	A	TO	Blk	Stl	Min
			FG-FGA	FG-FGA	FT-FTA	Off	Def	Tot										
05	NaLyssa Smith	f	7-13	2-3	3-4	0	3	3	4	19	1	3	1	0	28			
24	Aneeshah Morrow	f	7-11	1-3	2-2	1	18	19	5	17	0	1	1	2	37			
14	Zia Cooke	g	7-11	3-5	0-0	0	0	0	3	17	4	2	1	0	30			
23	Aerial Powers	g	6-9	3-4	3-3	1	2	3	3	18	1	1	0	1	24			
88	Kayana Traylor	g	2-5	0-1	4-4	0	1	1	1	8	4	0	1	0	29			
08	Sequoia Holmes		1-4	1-2	1-2	0	0	0	1	4	1	1	0	0	10			
09	Brianna Turner		0-1	0-1	0-0	0	1	1	0	1	1	0	0	0	11			
25	Deja Kelly		3-5	0-1	2-2	0	0	0	2	8	1	2	0	0	21			
32	Asia Taylor		0-0	0-0	0-0	0	1	1	4	0	0	1	0	0	10			
	Team					0	0	0			2							
	Totals		33-59	10-20	15-17	2	26	28	24	91	13	14	4	3	200			

1st- FG %: 12-20 60.0%

3FG %: 2-4 50.0%

FT %: 0-0 0.0%

2nd- 6-14 42.9%

2-5 25.0%

4-6 100.0%

3rd- 8-13 61.5%

3-5 60.0%

4-6 66.7%

4th- 7-12 58.3%

4-7 57.1%

7-7 100.0%

Game- 33-59 55.9%

10-20 50.0%

15-17 88.2%

Deadball Rebounds 3

Officials: KD Versoza (CC), Lance Gordon, Kencie Murray

Technical fouls: Eclipse-None. Rhythm-None.

Attendance:

Fouled Out: n/a

MEMO: A. Morrow ties AU single-game rebound record (19)

MEMO: M. Russell career-high points (23)

Score by periods	1st	2nd	3rd	4th	Total
Eclipse	24	18	27	28	97
Rhythm	26	17	23	25	91

Points	In Paint	Off T/O	2nd Chance	Fast Break	Bench
654	50	19	6	14	15
653	26	9	2	6	12

Score tied - 8 times.

Lead changed - 14 times.

Last FG - 654 44:00-52, 653 44:00-16.

Largest lead - 654 by 12 47:07-25, 653 by 6 2nd-03:55.

654 led for 18:28, 653 led for 18:19. Game was tied for 03:13.

13

GLOW 80, RHYTHM 78

FEBRUARY 18, 2026

Rhythm 78 • 0-1

#	Player		Total		3-Ptr		Rebounds			PF	TP	A	TO	Blk	Stl	Min
			FG-FGA	FT-FTA	FG-FGA	FT-FTA	Off	Def	Tot							
09	Brianna Turner	f	1-1	0-0	1-2	1	3	4	0	3	0	0	0	2	12	
31	Tina Charles	c	5-15	0-0	2-2	3	6	9	0	12	3	0	1	0	27	
06	Aaliyah Nye	g	1-5	1-2	0-0	0	0	0	0	3	0	0	0	0	17	
20	Kaitlyn Chen	g	6-8	2-2	0-0	1	0	1	2	14	6	3	0	0	35	
35	Rebekah Gardner	g	7-13	2-5	2-2	2	4	6	3	18	1	0	1	0	32	
02	Isabelle Harrison		1-6	0-2	1-2	2	3	5	2	3	1	1	0	1	11	
14	Zia Cooke		5-16	1-4	0-0	0	3	3	1	11	2	4	0	0	25	
25	Deja Kelly		1-4	0-1	0-0	1	1	2	1	2	4	0	0	1	13	
42	Emma Cannon		5-12	1-5	1-2	1	7	8	2	12	1	2	1	3	28	
Team						2	2	4								
Totals				32-80	7-21	7-10	13	29	42	11	78	18	10	3	7	200
1st- FG %: 8-23 34.8% 2nd- 8-22 36.4% 3rd- 9-19 47.4% 4th- 7-16 43.8% Game- 32-80 40.0% Deadball Rebounds 2																
3FG %: 1-4 25.0% 1-5 20.0% 2-6 33.3% 3-6 50.0% 7-10 70.0%																
FT %: 4-5 80.0% 2-4 50.0% 1-1 100.0% 0-0 0.0%																

Glow 80 • 1-0

#	Player		Total		3-Ptr		Rebounds			PF	TP	A	TO	Blk	Stl	Min
			FG-FGA	FT-FTA	FG-FGA	FT-FTA	Off	Def	Tot							
33	Natasha Mack	f	7-15	0-2	0-0	5	12	17	0	14	1	3	3	0	32	
21	Mercedes Russell	c	1-3	0-0	1-2	1	4	5	2	3	2	0	3	3	32	
13	Sarah Ashlee Barker	g	6-10	1-3	1-3	0	4	4	1	14	1	1	0	0	29	
26	Kiara Leslie	g	3-6	2-5	1-2	0	6	6	3	9	4	0	2	0	23	
88	Kayana Traylor	g	6-12	1-2	2-3	0	0	0	0	15	6	1	0	0	25	
00	Jaylyn Sherrod		6-10	1-2	2-4	1	3	4	0	15	2	1	0	3	25	
16	Bria Hartley		1-4	0-1	0-0	0	1	1	2	2	1	1	0	0	10	
28	Dorie Harrison		1-4	1-2	2-2	1	1	2	1	5	0	1	0	0	8	
30	Rebecca Harris		0-1	0-1	0-0	0	0	0	0	0	0	0	0	0	5	
32	Asia Taylor		1-3	1-1	0-0	1	2	3	1	3	0	1	0	1	11	
Team						0	3	3			5					
Totals				32-68	7-19	9-16	9	36	45	10	80	17	14	8	7	200
1st- FG %: 7-19 36.8% 2nd- 10-19 52.6% 3rd- 9-16 56.3% 4th- 6-14 42.9% Game- 32-68 47.1% Deadball Rebounds 5																
3FG %: 3-6 50.0% 2-7 28.6% 0-2 0.0% 2-4 50.0% 7-19 36.8%																
FT %: 3-6 50.0% 3-3 100.0% 0-0 0.0% 3-5 60.0% 9-16 56.3%																

Officials: Josh Reed (CC), JP Primm, Genesis Perrymond

Technical fouls: Rhythm-Kaitlyn Chen, Glow-None.

Attendance:

Fouled Out: n/a

TECHNICAL FOUL: K. Chen (9:22, 4th)

Score by periods	1st	2nd	3rd	4th	Total										
Rhythm	21	19	21	17	78	Points	In	Off	2nd	Fast					
Glow	20	25	18	17	80	657	Paint	T/O	Chance	Break	Bench				
						656	46	10	6	11	28				
							48	8	7	20	25				

Last FG - 657 4th-00:31, 656 4th-00:08.

Largest lead - 657 by 3 2nd-09:45, 656 by 8 3rd-06:43.

657 led for 05:29, 656 led for 30:00. Game was tied for 04:31.

Score tied - 9 times.

Lead changed - 13 times.

14

GOLD RUSH 95, ECLIPSE 88  
FEBRUARY 18, 2026

Gold Rush 95 • 1-0

#	Player		Total		3-Ptr		Rebounds			PF	TP	A	TO	Blk	Stl	Min
			FG-FGA	FT-FTA	FG-FGA	FT-FTA	Off	Def	Tot							
24	Aneesah Morrow	f	6-14	0-4	4-4	3	6	9	4	16	3	2	1	1	24	
40	Kiah Stokes	c	2-6	0-1	0-0	2	7	9	0	4	1	0	3	2	21	
01	Te-Hina Paopao	g	4-8	2-5	0-0	0	5	5	1	10	3	1	0	1	22	
69	Kierstan Bell	g	4-9	3-8	0-0	0	5	5	1	11	4	0	0	2	26	
99	Odyssey Sims	g	7-13	0-1	4-4	0	0	0	1	18	6	2	0	1	25	
04	Lexie Brown		2-3	1-1	1-1	0	1	1	1	6	2	0	0	0	18	
10	Bree Hall		6-14	2-6	1-1	0	3	3	0	15	1	0	0	0	23	
17	Grace Berger		0-2	0-0	0-0	0	0	0	0	0	1	1	0	0	13	
23	Aerial Powers		2-5	0-1	2-2	2	2	4	1	6	0	1	0	0	9	
41	Alaina Coates		3-4	0-0	3-3	3	1	4	5	9	0	4	2	1	19	
Team						1	0	1								
Totals			36-78	8-27	15-15	11	30	41	14	95	21	11	6	8	200	
1st-FG %: 8-20 40.0% 2nd-8-19 42.1% 3rd-11-19 57.9% 4th-9-30 45.0% Game-36-78 46.2% Deadball Rebounds 0																
3FG %: 1-4 25.0% 2-4 50.0% 3-7 42.9% 3-9 33.3% 8-27 29.6%																
FT %: 4-4 100.0% 5-5 100.0% 2-2 100.0% 4-4 100.0%																

Eclipse 88 • 0-1

#	Player		Total		3-Ptr		Rebounds			PF	TP	A	TO	Blk	Stl	Min
			FG-FGA	FT-FTA	FG-FGA	FT-FTA	Off	Def	Tot							
05	NaLyssa Smith	f	7-22	0-4	2-3	2	13	15	4	16	4	0	2	1	30	
07	Alysha Clark	f	5-7	3-3	3-4	2	3	5	1	16	1	0	0	0	29	
93	Alissa Pili	f	2-3	0-1	0-0	2	6	8	1	4	0	3	0	1	18	
11	Kia Nurse	g	6-16	2-8	3-4	0	1	1	1	17	2	1	0	0	27	
34	Shey Peddy	g	4-11	2-6	2-2	1	2	3	3	12	5	3	0	1	32	
08	Sequoia Holmes		1-3	1-3	2-2	0	0	0	0	5	4	1	0	1	13	
15	Jacy Sheldon		4-7	2-4	0-0	0	1	1	1	10	4	0	0	0	21	
18	Teana Muldrow		3-7	2-3	0-0	2	1	3	4	8	3	3	0	0	24	
22	JoJo Lacey		0-1	0-0	0-0	0	1	1	1	0	0	1	1	0	6	
Team						4	2	6			2					
Totals			32-77	12-32	12-15	13	30	43	16	88	23	14	3	4	200	
1st-FG %: 5-20 25.0% 2nd-9-17 52.9% 3rd-7-18 38.9% 4th-11-22 50.0% Game-32-77 41.6% Deadball Rebounds 5,1																
3FG %: 2-8 25.0% 4-8 50.0% 3-8 37.5% 3-8 37.5% 12-32 37.5%																
FT %: 4-4 100.0% 1-2 50.0% 6-6 100.0% 1-3 33.3%																

Officials: Gerda Gatling (CC), Klajdi Mulla, Aran Hart

Technical fouls: Gold Rush-None, Eclipse-Shey Peddy, Kia Nurse.

Attendance:

Fouled Out: n/a

TECHNICAL FOUL: S. Peddy (2:09, 4th)

TECHNICAL FOUL: K. Nurse (2:04, 4th)

Score by periods	1st	2nd	3rd	4th	Total
Gold Rush	20	23	27	25	95
Eclipse	16	23	23	26	88

Points	In Paint	Off T/O	2nd Chance	Fast Break	Bench
655	46	15	15	25	36
658	36	9	16	13	23

Last FG - 655 4th-00:15, 658 4th-00:34.

Largest lead - 655 by 15 4th-06:00, 658 by 2 1st-09:48.

Score tied - 2 times.

Lead changed - 1 time.