

2026 LEADERBOARD

Rank	Athlete	Total Points
1.	Gardner, Rebekah	3,035
2.	Sims, Odyssey	2,829
3.	Mack, Natasha	2,773
4.	Russell, Mercedes	2,641
5.	Bell, Kierstan	2,496
6.	Clark, Alysha	2,402
7.	Chen, Kaitlyn	2,319
8.	Charles, Tina	2,297
9.	Forbes, McKenzie	2,294
10.	Barker, Sarah Ashlee	2,284
11.	Cannon, Emma	2,243
12.	Morrow, Aneesah	2,204
13.	Atkins, Ariel	1,950
14.	Cooke, Zia	1,909
15.	Peddy, Shey	1,863
16.	Berger, Grace	1,833
17.	Nye, Aaliyah	1,740
18.	Taylor, Asia	1,737
19.	Traylor, Kayana	1,714
20.	Brown, Lexie	1,668
21.	Smith, NaLyssa	1,628
22.	Sherrod, Jaylyn	1,622
23.	Harrison, Dorie	1,618
24.	Pili, Alissa	1,552
25.	Nurse, Kia	1,527
26.	Muldrow, Teana	1,499
27.	Leslie, Kiara	1,495
28.	Stokes, Kiah	1,480
29.	Lacey, JoJo	1,436
30.	Coates, Alaina	1,410
31.	Paopao, Te-Hina	1,365
32.	Powers, Aerial	1,362
33.	Hall, Bree	1,271
34.	Sheldon, Jacy	1,243
35.	Kelly, Deja	1,115
36.	Hartley, Bria	949
37.	Harris, Rebecca	814
38.	Turner, Brianna	811
39.	Harrison, Isabelle	668
40.	Holmes, Sequoia	659
41.	Hearn, Air	440

2026 STATISTICAL LEADERS

Scoring Average	22.5	Odyssey Sims
Rebound Average	13.8	Natasha Mack
Field Goal Pct.	.690	Rebekah Gardner
3-Point Field Goal Pct.	.429	Shey Peddy
Free Throw Pct.	.870	Kia Nurse
Offensive Rebounds	26	Natasha Mack
Defensive Rebounds	62	Aneesah Morrow
Total Rebounds	83	Natasha Mack
Fouls Committed	22	Teana Muldrow
Fouls Drawn	38	Odyssey Sims
Assists	29	Kaitlyn Chen
Blocked Shots	20	Natasha Mack
Steals	16	Ariel Atkins
Leaderboard Points	3,035	Rebekah Gardner
Win Points	2,100	3 players
Stat Points	1,243	Natasha Mack
MVP Points	330	Odyssey Sims

AU STATISTICS AND INFORMATION

- **Director (Primary Contact):** Eric Rhew
eric@auprosports.com • 410-530-4791 (cell)
- **Manager (Secondary Contact):** Ryan Legarsky
ryan@auprosports.com • 724-422-8731 (cell)



OUR COURT. OUR GAME.



AU PRO BASKETBALL

2026 GAME NOTES

GAME 13 • 10:30 A.M. CT • NASHVILLE MUNICIPAL AUDITORIUM



RHYTHM (0-0)

vs GLOW (0-0)

Captain.....Rebekah Gardner
2026 Captain Record.....3-0
Career Captain Record.....3-0
Coach.....Kia Vaughn

Captain.....Natasha Mack
2026 Captain Record.....0-0
Career Captain Record.....0-0
Coach.....Chaz Franklin

WEEK THREE SCHEDULE

February 18 vs. Glow.....10:30 a.m. CT
February 20 vs. Gold Rush.....8 p.m. CT
February 21 vs. Eclipse.....5:30 p.m. CT

WEEK THREE SCHEDULE

February 18 vs. Rhythm.....10:30 a.m. CT
February 20 vs. Eclipse.....5:30 p.m. CT
February 21 vs. Gold Rush.....8 p.m. CT

GAME 14 • 7 P.M. CT • NASHVILLE MUNICIPAL AUDITORIUM



GOLD RUSH (0-0)

vs ECLIPSE (0-0)

Captain.....Odyssey Sims
2026 Captain Record.....0-0
Career Captain Record.....19-20
Coach.....Edniesha Curry

Captain.....Shey Peddy
2026 Captain Record.....0-0
Career Captain Record.....0-0
Coach.....Zak Buncik

WEEK THREE SCHEDULE

February 18 vs. Eclipse.....7 p.m. CT
February 20 vs. Rhythm.....8 p.m. CT
February 21 vs. Glow.....8 p.m. CT

WEEK THREE SCHEDULE

February 18 vs. Gold Rush.....7 p.m. CT
February 20 vs. Glow.....5:30 p.m. CT
February 21 vs. Rhythm.....5:30 p.m. CT

JUST THE FACTS

- The 2026 Athletes Unlimited Pro Basketball season begins its second half on Wednesday with a pair of games at Nashville Municipal Auditorium ... Rhythm and Glow play in the first game at 10:30 a.m. CT before Gold Rush and Eclipse close the day's activities with a 7 p.m. contest.
- Both of Wednesday's games will air on the ESPN App and the WNBA App along with the Tennessee Valley Sports and Entertainment Network ... **Kevin Barnett** and **Sydney Colson** will have the call during the opener, while **Cindy Brunson** and **Sheryl Swoopes** handle the nightcap ... **Anna Camden** serves as the reporter for both games.

THIS DATE IN AU PRO BASKETBALL HISTORY

- **February 18, 2022:** Team Sims authored the second win points sweep of the inaugural AU Pro Basketball season after downing Team Harrison, 87-81, in Las Vegas ... Guard **Courtney Williams** piloted the squad to the victory with 19 points, six rebounds and five assists, while guard **Odyssey Sims** netted a team-high 20 points to procure her first career win as a captain ... Team Harrison was paced by a game-high 26 points from guard **Taj Cole**.
- **February 18, 2022:** Guard **Sydney Colson** nailed a three-pointer from near midcourt as time expired in overtime to give Team Hawkins a 113-110 victory over Team Cloud in Las Vegas ... After guard **Kelsey Mitchell** tied the score at 110-all with a three-pointer with 4.8 seconds left in the extra period, Colson's triple broke the deadlock and gave Team Hawkins the instant victory ... Mitchell scored a season-high 33 points in an MVP 2 effort for Team Hawkins, while Colson was awarded MVP 1 distinction after tying her season high with 20 points.

EARLY RISERS

- Over 1,800 elementary school students from 11 Nashville area schools are expected to attend Wednesday's Week Three opener between Rhythm and Glow, which is slated for a 10:30 a.m. CT start ... Athletes Unlimited will provide a game ticket and lunch for the students and the chaperones in attendance.
- Wednesday's 10:30 a.m. CT tip-off equals the second-earliest start time for any game in Athletes Unlimited history ... Team Apuzzo and Team Johansen played in a lacrosse game which started at 9 a.m. ET (8 a.m. CT) on Saturday, August 6, 2022.
- It will be the second day game this season after Glow defeated Rhythm by a 110-89 margin in front of over 1,500 middle school students last Wednesday.

ALL GOOD THINGS COME TO AN END

- Guard **Odyssey Sims** is expected to miss Wednesday's contest between Gold Rush and Eclipse due to a family emergency, snapping her streak of 60 consecutive games played ... It will be the first game she has missed in her five-year Athletes Unlimited Pro Basketball career.
- Guard **Kierstan Bell** will assume captain duties for Gold Rush in the squad's Week Three opener ... The four-year AU veteran has fashioned a 5-4 record in her previous games as a captain and has served as a captain at least once in each of the last three seasons.
- Sims will still receive any win points Gold Rush earns during Wednesday's game against Eclipse.

HOLMES TO BE RECOGNIZED WEDNESDAY NIGHT

- Guard **Sequoia Holmes** will be presented with the 2025 Athletes Unlimited Civic Leadership Award in a pre-game ceremony at Wednesday's game between Gold Rush and Eclipse ... Holmes, who was named the winner on February 5, will receive the award from ONE Community & Titans Foundation Executive Director **Johari Matthews**.

IN CASE WE NEED OVERTIME ...

- There have been seven overtime games in Athletes Unlimited Pro Basketball history, including three contests that have required multiple periods to decide a winner.
- Stat points are not accrued by individual players during the overtime periods and the only win points awarded are the game win points in addition to any quarter win points that rolled over from regulation.
- In 2023, Athletes Unlimited Pro Basketball implemented its version of the “Elam Ending” ... Should a game remain tied following the first overtime period, the first team to score seven points in the “Elam Ending” period wins.
- Each team receives a 30-second timeout in addition to any unused timeouts from regulation during the first overtime period ... During the “Elam Ending” period, each team is limited to just one 30-second timeout.

OVERTIME GAMES • AU PRO BASKETBALL HISTORY

Date	Final Score	No. of OTs
January 28, 2022	Team Carrington 110, Team Russell 104	2
February 18, 2022	Team Hawkins 113, Team Cloud 110	1
February 26, 2022	Team Hawkins 116, Team Cloud 111	3
February 23, 2023	Team Williams 96, Team Sims 93	1
March 4, 2023	Team Harrison 109, Team Sims 107	2*
March 10, 2023	Team Hillmon 91, Team Sims 85	1
March 14, 2024	Team Cloud 105, Team T. Mitchell 101	1

* - Elam Ending for second overtime period

A GOOD OMEN?

- Guard **Rebekah Gardner** holds the overall top spot on the leaderboard with 3,035 points entering Wednesday's Week Three opener, while guard **Odyssey Sims** follows in second place with 2,829 points ... In each of the previous four AU Pro Basketball seasons, the eventual league champion has been in either first or second place after the first two weeks.
- In 2022, eventual titleist **Tianna Hawkins** owned the top spot after Week Two with a 143-point cushion over guard **Lexie Brown** ... Guard **Allisha Gray**, who was crowned champion in 2024, also paced the field following the first two weeks and held a 454-point advantage over guard **Natasha Cloud**.
- Sims, meanwhile, held the leaderboard's No. 1 position following Week Two in 2023 and 2025 ... Forward **NaLyssa Smith** rallied to take the crown in 2023, while forward **Maddy Siegrist** surged ahead in the final two weeks last year ... Both Smith and Siegrist were in second place entering Week Three.
- Gardner's 3,035 leaderboard points through two weeks rank as the seventh-highest total through two weeks in AU Pro Basketball history ... Gray set the mark with 3,679 points in the first two weeks during the 2024 season.

10 COUNT

- Forward **Natasha Mack** and guards **Odyssey Sims** and **Shey Peddy** will make their season debuts in the captain's seat this week, becoming the eighth, ninth and 10th different players to earn the opportunity this season.
- The 10 different captains match the AU Pro Basketball single-season record established last year ... During the 2022 and 2023 campaigns, nine different players held the role of team captain.
- Mack and Peddy also become the 29th and 30th different players in league history to serve as a captain ... They are also 2-of-7 players to make their AU captain debuts this season.
- Captains have authored a 13-15 record in their initial game.

HIGH FIVE

- Guard **Odyssey Sims** received Game MVP honors for the fifth consecutive game on Saturday when she was voted as the game's MVP 2 selection following Glow's win against Gold Rush ... It marks the 10th time in AU Pro Basketball history where a player has earned five or more straight Game MVP certificates.
- Forward **Maddy Siegrist** secured 11 straight Game MVP awards from February 5 to March 1, 2025, which ranks as the longest streak in any Athletes Unlimited sport.
- Sims owns three streaks of five straight games with MVP recognition ... She put together a string of five straight honors from February 26 to March 8, 2023 in addition to five consecutive citations from February 12-20, 2025.

THREE OF A KIND

- Guard/forward **McKenzie Forbes** and guards **Kierstan Bell** and **Rebekah Gardner** stand as the only three players in the league who have won all six of their games this season after the trio piloted Glow to its victory over Gold Rush on Saturday.
- Forbes and Bell have also won 10 of their last 12 games dating back to last year.
- Bell owns a seven-game win streak dating back to last season, which is tied for the fifth-longest streak in AU Pro Basketball history ... The league record is nine games, which was set by guard **Allisha Gray** from March 17, 2023 to March 7, 2024.

ON THE OTHER HAND ...

- Guard **Sequoia Holmes** and forward **Brianna Turner** enter Week Three as the only two players in the league without a game victory this season ... Holmes has lost 10 of her last 12 games, including the last seven in a row, dating back to last season.

CAPTAIN'S LOG

- Guard **Odyssey Sims** will serve as a captain in Week Three after finishing atop the Week Two leaderboard with 1,966 points ... She stands as the only player in league history to spend at least one week as a captain in all five seasons.
- In addition, Sims also becomes the fourth player in any Athletes Unlimited sport to earn captain honors at least once during every season ... Outside hitter **Bethania De La Cruz-Mejía** has been a captain in each of AU Pro Volleyball Championship's five seasons, while goalkeepers **Britt Read** and **Kady Glynn** were a captain at least once in each of AU Pro Lacrosse's four years.
- Sims' 14 career weeks as a captain are the second-highest total in any AU sport ... Only De La Cruz-Mejía has been a captain more after earning the honor in 16 career weeks during AU Pro Volleyball Championship's five seasons.

ATHLETES UNLIMITED MOST CAREER WEEKS AS A CAPTAIN • ALL SPORTS

Rank	Player	Sport	Weeks	Seasons
1.	Bethania De La Cruz-Mejía	Volleyball	16	2021-25
2.	Odyssey Sims	Basketball	14	2022-pres.
3.	Sam Apuzzo	Lacrosse	12	2021-24
4.	Taylor Moreno	Lacrosse	11	2022-24
5.	Morgan Hentz	Volleyball	9	2022-25

ATHLETES UNLIMITED MOST CAREER WINS AS A CAPTAIN • ALL SPORTS

Rank	Player	Sport	Wins	Seasons
1.	Bethania De La Cruz-Mejía	Volleyball	32	2021-25
2.	Odyssey Sims	Basketball	19	2022-pres.
3.	Sam Apuzzo	Lacrosse	27	2021-24
4.	Taylor Moreno	Lacrosse	17	2022-24
5.	Cat Osterman	Softball	16	2020-21

MAKING A POINT

- Guard **Odyssey Sims** tallied a league-high 1,966 leaderboard points in Week Two ... She paced the league in stat points (676) and MVP points (210) and was tied for the league lead with 1,080 win points after helping Glow author a 3-0 record.
- Sims' 1,966 leaderboard points rank as the eighth-highest single-week total in the league's five-year history ... She also owns the top spot on the all-time list with 2,503 points in Week Two last season.

MOST LEADERBOARD POINTS IN A SINGLE WEEK

Rank	Player	LPTS	Season	Week
1.	Odyssey Sims	2,503	2025	2
2.	Maddy Siegrist	2,029	2025	3
3.	Maddy Siegrist	2,027	2025	2
4.	Tianna Hawkins	2,024	2022	2
5.	Allisha Gray	2,011	2024	1
6.	Odyssey Sims	1,990	2024	3
7.	Allisha Gray	1,988	2024	3
8.	Odyssey Sims	1,966	2026	2
9.	Kelsey Mitchell	1,870	2024	4
10.	Naz Hillmon	1,789	2023	5

BROOM SERVICE

- Glow became the 10th squad in AU Pro Basketball's five-year history to post a perfect 3-0 record in a single week after downing Gold Rush on Saturday.
- Glow is the second team to secure three wins in a week this season ... Eclipse also authored a perfect record in Week One.
- Paced by guard **Odyssey Sims**, Glow averaged 99.3 points per game in Week Two ... The squad also shot 49.1 percent from the field over its three victories, including an impressive 58.3 percent (42-of-72) against Rhythm in its opener last Wednesday.
- At least one team has won all three games in a single week during each of AU Pro Basketball's five seasons, including three teams during the 2024 campaign.

AU PRO BASKETBALL TEAMS TO WIN ALL THREE GAMES IN A SINGLE WEEK

Team	Season	Week	Team	Season	Week
Team Carrington	2022	1	Team Sims	2024	3
Team Brown	2022	2	Team Bell	2024	4
Team (Courtney) Williams	2023	1	Team Siegrist	2025	2
Team Hillmon	2023	5	Eclipse	2026	1
Team Gray	2024	1	Glow	2026	2

UNLUCKY 13

- Rhythm became the 13th team in AU Pro Basketball history to lose all three games during a single week after its defeat against Eclipse on Saturday night ... The squad conceded 101.3 points in three outings last week, including a league-high 110 points against Glow on Wednesday morning.
- In each of the first four AU Pro Basketball seasons, at least two teams have finished a week with a 0-3 record, including four teams during the inaugural 2022 season.

AU PRO BASKETBALL TEAMS TO LOSE ALL THREE GAMES IN A SINGLE WEEK

Team	Season	Week	Team	Season	Week
Team Sims	2022	1	Team Hull	2024	1
Team Russell	2022	2	Team [Tiffany] Mitchell	2024	3
Team Cloud	2022	3	Team Nurse	2025	2
Team Harrison	2022	5	Team [Isabelle] Harrison	2025	3
Team Cole	2023	1	Rhythm	2026	1
Team [Kelsey] Mitchell	2023	3	Rhythm	2026	2
Team Sims	2023	5			

GETTING OUT OF RHYTHM

- Rhythm is the only team without a win this season after the squad dropped a 97-91 decision against Eclipse on Saturday night ... Rhythm has been limited to an average of 81.7 points per game in the six contests this year.
- In five AU Pro Basketball seasons, teams wearing the designated Blue jersey have compiled a 22-38 record, including a 3-15 mark in the last two years.

POSITIVE DEVELOPMENT

- After being limited to just six points in her AU Pro Basketball debut on February 4, guard **Sarah Ashlee Barker** has put together five consecutive double-digit scoring efforts after her 12-point performance against Gold Rush on Saturday night.
- Barker has averaged 12.6 points over her last five games, including a season-high 16 points against Glow last Saturday ... She is also shooting 53.2 percent (25-of-47) from the field while collecting 446.8 leaderboard points per contest.

MAGIC NUMBER = 20

- Guard **Kia Nurse** has posted 20 or more points in 4-of-6 games this season, which is tied for the league lead with guard **Odyssey Sims** ... Nurse has received Game MVP notice following each of her 20-point performances, including Saturday night when she netted 20 points against Glow to receive MVP 1 plaudits.
- Nurse opened the campaign with back-to-back 22-point efforts against Glow and Gold Rush before tallying 21 points against Rhythm in an MVP 3 effort last Friday.

ON A ROLL

- Guard **Odyssey Sims** has scored in double figures in 30 consecutive games after her 17-point effort against Gold Rush on Saturday night ... She has registered 10 or more points in every contest since the start of the 2024 season.
- Sims, the league's all-time leading point scorer, owns the league's career standard with 58 double-digit scoring efforts, including 44 games with at least 20 points and 15 fixtures of 30 or more points.
- The three-time AU Pro Basketball medalist also stands as one of two players in the league's history to register multiple 40-point contests.

BOARD GAMES

- Forward **Aneesah Morrow** has tallied 15 or more rebounds in each of her last three games after tying the AU Pro Basketball single-game record with 19 caroms against Eclipse on Saturday night ... She matched the league standard established by **Emily Engstler** against Team Cloud on March 23, 2024.
- Morrow also stands as the first player to register three consecutive contests with 15 or more rebounds since guard **Crystal Bradford** authored four straight efforts from February 12-19, 2025.
- Morrow is one of just four players in league history to record three or more career games with at least 15 rebounds ... Bradford holds the league with four career 15-rebound games, while Engstler and forward **Nalyssa Smith** have done it three times.

MACK ATTACK

- Forward **Natasha Mack** begins Week Three as the only player to grab 10 or more rebounds in every game this season after collecting 13 rebounds against Gold Rush last Saturday ... She is also tied with forward **Aneesah Morrow** for the league lead with four double-doubles through six games.
- No player has ever recorded 10 or more rebounds in every game during a season in AU Pro Basketball history ... Forward **Nalyssa Smith** owns the AU single-season record by grabbing 10 or more rebounds in 12-of-15 games during the 2023 season, while forward **Tianna Hawkins** had 11 double-digit rebound games in 2022.

BUILDING BLOCKS

- Forward **Natasha Mack** has registered 20 blocked shots in her first six games this season after registering a blocked shot in Saturday's Week Two finale against Gold Rush.
- Mack tied the AU Pro Basketball single-game record with six blocked shots against Rhythm on Wednesday in the Week Two opener ... She matched the record established by forward **Emily Engstler** against Team Gray on February 29, 2024.
- Mack, who has at least two blocks in 5-of-6 contests this season, holds fourth place on the league's single-season blocked shots list ... Engstler set the record by blocking 28 shots over 12 games two years ago.

AU PRO BASKETBALL SINGLE-SEASON BLOCKED SHOT LEADERS

Rank	Player	Blocks	Season
1.	Emily Engstler	28	2024
2.	Theresa Plaisance	22	2023
	Laeticia Amihere	22	2024
4.	Natasha Mack	20	2026
5.	Kalani Brown	17	2022

AN EVEN DOZEN

- Guard **Zia Cooke** has posted 12 straight double-digit scoring efforts after contributing 17 points in Rhythm's loss against Eclipse on Saturday ... In addition to her six double-digit efforts this season, Cooke finished the 2024 campaign with 10 or more points in six straight outings.

A LOOK AHEAD ...

- AU Pro Basketball's Week Three schedule resumes on Friday, February 20, with a pair of games at Nashville Municipal Auditorium ... Eclipse and Glow begin the doubleheader at 5:30 p.m. CT before Rhythm faces Gold Rush at 8 p.m. CT.
- Friday night's doubleheader will be the second AU Pro Basketball Impact Night this season ... "Our Court, Our Story" centers around the dynamic history of women's basketball and celebrates the legends that have shaped the game, broken barriers, and laid the foundation for the next generation of players.

AU PRO BASKETBALL 101

WHO WE ARE

Athletes Unlimited is a new model of professional sports where athletes are decision makers and individual players are champions of team sports. We literally change the game with faster play and fluid teams, delivering next-level competition and engagement in which every moment counts.

Our athletes are in charge of their team and league decisions, and of their individual success. We reboot timetables, rosters and game play to create fast and exciting competition that speaks to contemporary sports fans, bringing them close to the action and the athletes in games where every moment counts. We incorporate the player-centric model that fans love about fantasy sports. We use digital media platforms and cutting-edge technology to connect fans deeply to athletes at the top of their game on and off the field, and to the game itself.

HOW THE TEAMS ARE SELECTED

A draft will be held prior to each week's games. Each week's four captains will be selected using the following procedures:

- » **Week One:** Captains will be determined by a random selection among returning players who wish to be included in the lottery
- » **Week Two and Week Three:** Captains will be the top four players on the leaderboard for the previous week only (i.e. The Week Two captains will be the top four players from Week One leaderboard)
- » **Week Four:** Captains will be the top four players on the cumulative season leaderboard (first three weeks)

The captains will then fill their rosters by selecting nine other players. Each draft will be held on the Sunday before the week's games.

Weekly teams are assigned according to the captain's rank on the leaderboard. The top-scoring captain's team will play as the "Gold Rush," while the second-highest point scorer's team dons the "Glow" jerseys. The third-place team will wear "Rhythm" jerseys and the fourth-place team will play as the "Eclipse."

Each team consists of 10 players and there are no limits on the number of players at a specific position (guard, forward, center, guard/forward etc.).

RULES OF INTEREST

Timing: Four 10-minute (10:00) stopped time quarters will be played during a regulation game with a 24-second shot clock in play. Halftime will be 15 minutes in length.

Overtime: If the game score is tied after regulation, a five-minute (5:00) overtime period will be played to determine the winner. Should the score remain tied following the overtime period, a subsequent "Elam Ending" period will be held with the winner of the game being the first team to score seven (7) or more points.

Timeouts: Each team is permitted three (3) 30-second timeouts and one (1) 60-second timeout during regulation play and all timeouts carry over from the first half to the second half. In addition, each team will be given one (1) additional 30-second timeout at the start of the overtime period in addition to any timeouts remaining prior to the period. In the event of an "Elam Ending" period, each team will receive one (1) 30-second timeout, but cannot use any other carryover timeouts.

Media Timeouts: One (1) media timeout will be called at the first dead ball at or below the five-minute (5:00) mark of each quarter unless a team-called timeout or Captain's Challenge occurs before that time frame. In addition, the first team-called timeout or Captain's Challenge of the second half becomes a media timeout.

Captain's Challenges: A captain or other determined team representative may initiate replay review of certain events subject to the provisions of the rule as set out below. Replay reviews triggered under this rule shall be referred to as a 'Captain's Challenge,' or 'Challenge' for short.

Each team is entitled to one (1) challenge in the first 38 minutes of the game and one (1) Challenge in the last two minutes of the fourth quarter, overtime period or "Elam Ending" period.

A team may utilize a Challenge to trigger replay review of the following events: (1) a called personal foul charged to its own team, and (2) a called out of bounds violation. If the challenge is unsuccessful, the team will be charged with a timeout.

Replay review of the following events, among others, are not considered "challengeable" events: (1) a called personal foul charged to the opposing team, (2) continuation – i.e., whether a defensive foul occurred prior to the offensive player beginning her shooting motion, (3) a technical or flagrant foul, and (4) violations – i.e., traveling, carrying, double dribble, offensive or defensive three seconds, etc.

INDIVIDUAL LEADERBOARD

While traditional statistics are kept during an Athletes Unlimited Pro Basketball game, players receive individual points based on those statistics. Points earned through statistics, quarter wins, game wins and Game MVP selections are used to create an individual leaderboard, which determines each week's captains and the season's individual champion.

Points are awarded at the following increments during the game:

Made 3-Point Field Goal	30 Points
Made 2-Point Field Goal	20 Points
Made Free Throw	10 Points
Offensive Rebound	10 Points
Assist	10 Points
Steal	10 Points
Blocked Shot	10 Points
Offensive Foul Drawn	8 Points
Defensive Rebound	5 Points
Shooting Foul Drawn	4 Points
Personal Foul Drawn	4 Points
Shooting Foul Committed	-8 Points
Personal Foul Committed	-8 Points
Other Foul Committed	-8 Points
Turnover	-10 Points
Missed Free Throw	-10 Points
Missed 2-Point Field Goal	-10 Points
Missed 3-Point Field Goal	-10 Points
Offensive Foul Committed	-16 Points

If an overtime and/or "Elam Ending" period is required, the stats accumulated during the extra period(s) do not earn any individual points for the athletes on the leaderboard. In addition, there are no additional team quarter win points for the extra period(s).

In addition, athletes will be awarded 60 individual points if their team wins a single quarter. If the teams score the same number of points in a quarter, the points carry over to the next quarter.

Athletes on the winning team in each game will be awarded 180 individual points toward the individual leaderboard.

A total of three MVPs will be selected following each game by the competing athletes with the top player earning 90 points. The second MVP will receive 60 points, while the third MVP claims 30 points.

POSTSEASON AWARDS

At the conclusion of the 2026 AU Pro Basketball season, medals will be presented to the top four finishers on the leaderboard in addition to the Defensive Player of the Year and the Newcomer of the Year. An All-Defensive Team will also be recognized as part of the closing ceremony.

ATHLETE COMPENSATION

Athletes are compensated in three ways during an AU Pro Basketball season, including base pay, win bonuses (quarter and game wins) and a leaderboard bonus.

ATHLETE CAUSES

The Athlete Causes program, powered by Give Lively, provides funding to each player's chosen charity equal to 100 percent of their season win bonus and players will have the opportunity to create their own fundraising pages to support the organizations of their choice.

MEDALS

The top four players on the season's final leaderboard in addition to the Defensive Player of the Year and Newcomer of the Year honorees will receive a medal designed and fabricated for Athletes Unlimited by Lisa Issenberg, founder of Kiitellä, inc. The front face of the medal represents the identity of Athletes Unlimited, while the back face of the medal leans into the specific sport, the year, location and words about Athletes Unlimited's vision, mission and values on and off the field - Excellence in Community and Leadership.

THE BOOK OF UNLIMITED

The Book of Unlimited was designed, handmade and bound for Athletes Unlimited. The book weighs nearly 25 pounds, measures approximately 12" by 18" and contains nearly 500 pages. The champion, along with all who competed, are inscribed into the book. In addition, The Book of Unlimited also contains a history of achievements in Athletes Unlimited, including stories, highlights and events.

The book is opened during the Opening Ceremony for each season and is closed after the champion is named and her name is inscribed into the book following the Closing Ceremony. The tradition began during Athletes Unlimited Pro Softball's inaugural season in 2020.

ATHLETE CAUSES

The Athlete Causes program, powered by Give Lively, provides funding to each player’s chosen charity equal to 100 percent of their season win bonus and players will have the opportunity to create their own fundraising pages to support the organizations of their choice.

No.	Name	Cause
0	Jaylyn Sherrod	MDFNation Foundation
1	Te-Hina Paopao	American Cancer Society
2	Isabelle Harrison	Lupus Foundation of America
4	Lexie Brown	Athletes vs. Crohn’s & Colitis
5	NaLyssa Smith	Lupus Foundation of America
6	Aaliyah Nye	Jijak Foundation
7	Alysha Clark	Mt. Juliet Help Center
8	Sequoia Holmes	Vegas Elite Girls Basketball Club
9	Brianna Turner	Justice for all Immigrants
10	Bree Hall	Back to the Motherland
11	Kia Nurse	Play Like a Girl
12	McKenzie Forbes	People’s Programs
13	Sarah Ashlee Barker	Athletes in Action
14	Zia Cooke	Ladies of Academic & Athletic Excellence
15	Jacy Sheldon	Beyond Ability Matters
16	Bria Hartley	Bronx Lacrosse
17	Grace Berger	Friends of Metro Animal Services
18	Teana Muldrow	The Virago Project
20	Kaitlyn Chen	Team IMPACT
21	Mercedes Russell	American Cancer Society
22	JoJo Lacey	King Wolf Animal Sanctuary

No.	Name	Cause
23	Aerial Powers	Health-E-Gamer Foundation
24	Aneesah Morrow	Books Between Kids Houston
25	Deja Kelly	Gigi’s Playhouse
26	Kiara Leslie	Play 4 Kay (Kay Yow Cancer Fund)
28	Dorie Harrison	Scars Uncovered
30	Rebecca Harris	Chapter 510
31	Tina Charles	Hopey’s Heart Foundation
32	Asia Taylor	Legends League Cares
33	Natasha Mack	BeLikeCJ Foundation
34	Shey Peddy	The Virago Project
35	Rebekah Gardner	New Heights NYC
40	Kiah Stokes	Reproductive Freedom for All Foundation
41	Alaina Coates	FAAM Foundation
42	Emma Cannon	Society for Women’s Health Research
69	Kierstan Bell	Shaquille O’Neal Foundation
75	Air Hearn	Unified in Community
77	Ariel Atkins	Youth Entrepreneurship Institute
88	Kayana Traylor	Emmanuel Church
93	Alissa Pili	Alaska Native Heritage Center
99	Odyssey Sims	One Love Foundation



2026 AU PRO BASKETBALL ROSTER & PRONUNCIATION GUIDE

No.	Name	Pos.	Ht.	Hometown	School	Pronunciations
0	Jaylyn Sherrod	G	5-7	Birmingham, Ala.	Colorado	SURE-rod
1	Te-Hina Paopao	G	5-9	Oceanside, Calif.	South Carolina	tuh-HEE-nuh pow-pow
2	Isabelle Harrison	F	6-3	Nashville, Tenn.	Tennessee	-
4	Lexie Brown	G	5-9	Suwanee, Ga.	Duke	-
5	NaLyssa Smith	F	6-4	Converse, Texas	Baylor	nuh-LISS-uh
6	Aaliyah Nye	G/F	6-0	Huntsville, Ala.	Alabama	ah-LEE-uh nigh
7	Alysha Clark	F	5-11	Mount Juliet, Tenn.	Middle Tennessee	Ah-LEESH-uh
8	Sequoia Holmes	G	6-1	Las Vegas, Nev.	UNLV	suh-COY-uh
9	Brianna Turner	F	5-11	Pearland, Texas	Notre Dame	BREE-ah-nah
10	Bree Hall	G	6-1	Dayton, Ohio	South Carolina	-
11	Kia Nurse	G	6-0	Hamilton, Ontario, Canada	UConn	KEY-uh
12	McKenzie Forbes	G/F	6-0	Folsom, Calif.	USC/Harvard	-
13	Sarah Ashlee Barker	G	6-0	Birmingham, Ala.	Alabama	-
14	Zia Cooke	G	5-9	Toledo, Ohio	South Carolina	ZY-uh cook
15	Jacy Sheldon	G	5-10	Dublin, Ohio	Ohio State	jay-cee shell-din
16	Bria Hartley	G	5-9	North Babylon, N.Y.	UConn	BREE-uh
17	Grace Berger	G	6-0	Louisville, Ky.	Indiana	-
18	Teana Muldrow	F	6-1	East Orange, N.J.	West Virginia	tee-ah-nuh mull-droh
20	Kaitlyn Chen	G	5-9	San Marino, Calif.	Princeton/UConn	-
21	Mercedes Russell	C	6-5	Springfield, Ore.	Tennessee	mer-SAY-deez russ-uhl
22	JoJo Lacey	F	6-1	Douglassville, Pa.	Rutgers	-
23	Aerial Powers	G	5-11	Detroit, Mich.	Michigan State	AIR-ee-ul
24	Aneesah Morrow	F	6-1	Chicago, Ill.	LSU	ah-NEE-sah
25	Deja Kelly	G	5-8	Duncanville, Texas	North Carolina/Oregon	DAY-zhuh
26	Kiara Leslie	G	6-0	Holly Springs, N.C.	NC State	key-AIR-uh
28	Dorie Harrison	F	6-3	Nashville, Tenn.	Lipscomb	-
30	Rebecca Harris	G	5-8	Belleville, Ill.	Illinois	-
31	Tina Charles	C	6-4	Jamaica, N.Y.	UConn	TEE-nuh
32	Asia Taylor	F	6-1	Columbus, Ohio	Louisville	-
33	Natasha Mack	F	6-4	Lufkin, Texas	Oklahoma State	-
34	Shey Peddy	G	5-7	Roxbury, Mass.	Temple	shay
35	Rebekah Gardner	G	6-1	Rancho Cucamonga, Calif.	UCLA	-
40	Kiah Stokes	C	6-3	Marion, Iowa	UConn	KEY-uh
41	Alaina Coates	C	6-4	Irmo, S.C.	South Carolina	uh-LAY-nuh COATS
42	Emma Cannon	F	6-2	Rochester, N.Y.	UCF/Florida Southern	-
69	Kierstan Bell	G	6-1	Alliance, Ohio	Florida Gulf Coast	keer-stin
75	Air Hearn	G	5-8	Memphis, Tenn.	Memphis	-
77	Ariel Atkins	G	5-10	Duncanville, Texas	Texas	AIR-ee-ul
88	Kayana Traylor	G	5-9	Martinsville, Ind.	Virginia Tech	kay-on-uh tray-lor
93	Alissa Pili	F	6-2	Anchorage, Alaska	Utah	uh-LISS-uh PEE-lee
99	Odyssey Sims	G	5-8	Irving, Texas	Baylor	odd-uh-see

SCHEDULE & RESULTS							
DATE	NO.	GAME	BROADCAST	SCORE	MVP 1	MVP 2	MVP 3
February 4	1	Rhythm vs. Glow	ESPN/ESPN App, WNBA App, TVSEN	Glow, 86-73	Tina Charles	Kia Nurse	Nalyssa Smith
February 4	2	Gold Rush vs. Eclipse	ESPN/ESPN App, WNBA App, TVSEN	Eclipse, 101-83	Asia Taylor	Rebekah Gardner	Aneesah Morrow
February 6	3	Eclipse vs. Glow	ESPN/ESPN App, WNBA App, TVSEN	Eclipse, 100-92	Kaitlyn Chen	Zia Cooke	Mercedes Russell
February 6	4	Rhythm vs. Gold Rush	ESPN/ESPN App, WNBA App, TVSEN	Gold Rush, 80-72	Odyssey Sims	Aerial Powers	Kia Nurse
February 7	5	Eclipse vs. Rhythm	ESPN/ESPN App, WNBA App, TVSEN	Eclipse, 80-76	Bree Hall	Jaylyn Sherrod	Kaitlyn Chen
February 7	6	Glow vs. Gold Rush	ESPN/ESPN App, WNBA App, TVSEN	Glow, 83-78	Ariel Atkins	Sarah Ashlee Barker	Odyssey Sims
February 11	7	Rhythm vs. Glow	ESPN/ESPN App, WNBA App, TVSEN	Glow, 110-89	Odyssey Sims	Aneesah Morrow	Zia Cooke
February 11	8	Gold Rush vs. Eclipse	ESPN/ESPN App, WNBA App, TVSEN	Eclipse, 78-64	Tina Charles	Shey Peddy	Teana Muldrow
February 13	9	Eclipse vs. Glow	ESPN/ESPN App, WNBA App, TVSEN	Glow, 91-80	Shey Peddy	Odyssey Sims	Rebekah Gardner
February 13	10	Rhythm vs. Gold Rush	ESPN/ESPN App, WNBA App, TVSEN	Gold Rush, 97-86	Kaitlyn Chen	Teana Muldrow	Kia Nurse
February 14	11	Eclipse vs. Rhythm	ESPN/ESPN App, WNBA App, TVSEN	Eclipse, 97-91	Mercedes Russell	Aaliyah Nye	Tina Charles
February 14	12	Glow vs. Gold Rush	ESPN/ESPN App, WNBA App, TVSEN	Glow, 97-79	Kia Nurse	Odyssey Sims	Natasha Mack
February 18	13	Rhythm vs. Glow	ESPN/ESPN App, WNBA App, TVSEN	10:30 a.m. CT			
February 18	14	Gold Rush vs. Eclipse	ESPN/ESPN App, WNBA App, TVSEN	7 p.m. CT			
February 20	15	Eclipse vs. Glow	ESPN/ESPN App, WNBA App, TVSEN	5:30 p.m. CT			
February 20	16	Rhythm vs. Gold Rush	ESPN/ESPN App, WNBA App, TVSEN	8 p.m. CT			
February 21	17	Eclipse vs. Rhythm	ESPN/ESPN App, WNBA App, TVSEN	5:30 p.m. CT			
February 21	18	Glow vs. Gold Rush	ESPN/ESPN App, WNBA App, TVSEN	8 p.m. CT			
February 25	19	Rhythm vs. Glow	ESPN/ESPN App, WNBA App, TVSEN	5:30 p.m. CT			
February 25	20	Gold Rush vs. Eclipse	ESPN/ESPN App, WNBA App, TVSEN	8 p.m. CT			
February 26	21	Eclipse vs. Glow	ESPN/ESPN App, WNBA App, TVSEN	5:30 p.m. CT			
February 26	22	Rhythm vs. Gold Rush	ESPN/ESPN App, WNBA App, TVSEN	8 p.m. CT			
March 1	23	Eclipse vs. Rhythm	ESPN/ESPN App, WNBA App, TVSEN	1 p.m. CT			
March 1	24	Glow vs. Gold Rush	ESPN/ESPN App, WNBA App, TVSEN	3:30 p.m. CT			

LEADERBOARD

RANK	CHANGE	NAME	TOTAL POINTS	WIN POINTS	STAT POINTS	MVP POINTS
1.	0	Gardner, Rebekah	3,035	2,100	845	90
2.	0	Sims, Odyssey	2,829	1,500	999	330
3.	1	Mack, Natasha	2,773	1,500	1,243	30
4.	2	Russell, Mercedes	2,641	1,860	661	120
5.	0	Bell, Kierstan	2,496	2,100	396	0
6.	1	Clark, Alysha	2,402	1,860	542	0
7.	-4	Chen, Kaitlyn	2,319	1,380	729	210
8.	4	Charles, Tina	2,297	1,500	587	210
9.	0	Forbes, McKenzie	2,294	2,100	194	0
10.	0	Barker, Sarah Ashlee	2,284	1,500	724	60
11.	0	Cannon, Emma	2,243	1,740	503	0
12.	-4	Morrow, Aneesah	2,204	1,260	854	90
13.	2	Atkins, Ariel	1,950	1,500	360	90
14.	0	Cooke, Zia	1,909	900	919	90
15.	4	Peddy, Shey	1,863	1,260	453	150
16.	4	Berger, Grace	1,833	1,740	93	0
17.	16	Nye, Aaliyah	1,740	1,260	420	60
18.	-5	Taylor, Asia	1,737	1,260	387	90
19.	-3	Traylor, Kayana	1,714	1,260	454	0
20.	2	Brown, Lexie	1,668	1,500	168	0
21.	-4	Smith, NaLyssa	1,628	900	698	30
22.	3	Sherrod, Jaylyn	1,622	1,260	302	60
23.	2	Harrison, Dorie	1,618	1,500	118	0
24.	6	Pili, Alissa	1,552	1,260	292	0
25.	-1	Nurse, Kia	1,527	780	537	210
26.	-5	Muldrow, Teana	1,499	780	629	90
27.	-9	Leslie, Kiara	1,495	1,380	115	0
28.	-5	Stokes, Kiah	1,480	780	700	0
29.	3	Lacey, JoJo	1,436	1,500	-64	0
30.	4	Coates, Alaina	1,410	1,260	150	0
31.	-3	Paopao, Te-Hina	1,365	1,020	345	0
32.	-3	Powers, Aerial	1,362	660	642	60
33.	-2	Hall, Bree	1,271	780	401	90
34.	-7	Sheldon, Jacy	1,243	1,020	223	0
35.	0	Kelly, Deja	1,115	900	215	0
36.	0	Hartley, Bria	949	780	169	0
37.	0	Harris, Rebecca	814	780	34	0
38.	0	Turner, Brianna	811	660	151	0
39.	0	Harrison, Isabelle	668	660	8	0
40.	0	Holmes, Sequoia	659	660	-1	0
41.	0	Hearn, Air	440	420	20	0

LEADERBOARD POINTS BY WEEK

PLAYER	WEEK ONE	WEEK TWO	WEEK THREE	WEEK FOUR	TOTAL POINTS
Rebekah Gardner	1,529	1,506			3,035
Odyssey Sims	863	1,966			2,829
Natasha Mack	1,022	1,751			2,773
Mercedes Russell	1,292	1,349			2,641
Kierstan Bell	1,208	1,288			2,496
Alysha Clark	1,320	1,082			2,402
Kaitlyn Chen	1,583	736			2,319
Tina Charles	1,081	1,216			2,297
McKenzie Forbes	1,080	1,214			2,294
Sarah Ashlee Barker	824	1,460			2,284
Emma Cannon	993	1,250			2,243
Aneesah Morrow	1,434	770			2,204
Ariel Atkins	990	960			1,950
Zia Cooke	1,281	628			1,909
Shey Peddy	390	1,473			1,863
Grace Berger	638	1,195			1,833
Aaliyah Nye	524	1,216			1,740
Asia Taylor	1,353	384			1,737
Kayana Traylor	1,166	548			1,714
Lexie Brown	547	1,121			1,668
NaLyssa Smith	1,033	595			1,628
Jaylyn Sherrod	722	900			1,622
Dorie Harrison	425	1,193			1,618
Alissa Pili	420	1,132			1,552
Kia Nurse	712	815			1,527
Teana Muldrow	670	829			1,499
Kiara Leslie	1,068	427			1,495
Kiah Stokes	805	675			1,480
JoJo Lacey	622	814			1,436
Alaina Coates	541	869			1,410
Te-Hina Paopao	793	572			1,365
Aerial Powers	875	487			1,362
Bree Hall	760	511			1,271
Jacy Sheldon	821	422			1,243
Deja Kelly	717	398			1,115
Bria Hartley	480	469			949
Rebecca Harris	437	377			814
Brianna Turner	534	277			811
Isabelle Harrison	428	240			668
Sequoia Holmes	363	296			659
Air Hearn	440	0			440

SEASON STATISTICS																											
NO.	NAME	GP	MIN	TOTAL FG				3-POINTERS			FREE THROWS			REBOUNDS						SCORING							
				AVG.	FGM	FGA	FG%	3FG	3FGA	PCT.	FTM	FTA	FT%	OFF	DEF	TOT.	AVG.	FC	FD	A	TO	BLK	STL	PTS.	AVG.		
99	Odyssey Sims	6	205	34.2	52	116	.448	0	16	.000	31	42	.738	6	19	25	4.2	7	38	27	20	0	7	135	22.5		
11	Kia Nurse	6	158	26.3	35	93	.376	21	52	.404	20	23	.870	4	13	17	2.8	9	18	7	15	0	2	111	18.5		
14	Zia Cooke	6	176	29.3	37	82	.451	14	33	.424	18	21	.857	4	13	17	2.8	12	14	21	7	2	11	106	17.7		
5	Nalyssa Smith	6	180	30.0	37	71	.521	3	6	.500	15	30	.500	14	28	42	7.0	19	28	9	12	4	3	92	15.3		
24	Aneesah Morrow	6	181	30.2	31	83	.373	3	17	.176	25	34	.735	16	62	78	13.0	13	21	7	10	6	10	90	15.0		
23	Aerial Powers	6	157	26.2	30	64	.469	5	20	.250	19	24	.792	10	14	24	4.0	11	18	7	12	2	8	84	14.0		
20	Kaitlyn Chen	6	169	28.2	31	55	.564	4	10	.400	14	17	.824	12	11	23	3.8	11	13	29	27	0	4	80	13.3		
31	Tina Charles	6	152	25.3	32	74	.432	0	4	.000	15	20	.750	14	31	45	7.5	6	14	6	10	1	1	79	13.2		
35	Rebekah Gardner	6	147	24.5	29	42	.690	9	14	.643	11	11	1.000	5	13	18	3.0	13	10	14	9	1	8	78	13.0		
18	Teana Muldrow	6	156	26.0	30	54	.556	10	25	.400	7	9	.778	9	25	34	5.7	22	8	8	12	5	5	77	12.8		
10	Bree Hall	6	127	21.2	27	61	.443	8	29	.276	11	17	.647	6	15	21	3.5	14	13	4	9	3	4	73	12.2		
13	Sarah Ashlee Barker	6	178	29.7	27	54	.500	9	23	.391	9	13	.692	2	28	30	5.0	13	12	18	10	3	8	72	12.0		
69	Kierstan Bell	6	131	21.8	24	60	.400	13	34	.382	6	9	.667	3	18	21	3.5	12	8	6	7	2	5	67	11.2		
21	Mercedes Russell	6	178	29.7	27	48	.563	0	0	.000	10	16	.625	19	29	48	8.0	17	13	11	13	1	9	64	10.7		
33	Natasha Mack	6	165	27.5	27	49	.551	1	2	.500	9	13	.692	26	57	83	13.8	8	10	10	3	20	8	64	10.7		
34	Shey Peddy	6	154	25.7	19	46	.413	12	28	.429	7	8	.875	2	21	23	3.8	16	8	25	17	0	7	57	9.5		
7	Alysha Clark	6	170	28.3	21	55	.382	8	25	.320	6	8	.750	7	24	31	5.2	17	17	22	6	0	4	56	9.3		
77	Ariel Atkins	5	128	25.6	19	53	.358	7	21	.333	11	13	.846	3	18	21	4.2	13	11	12	18	0	16	56	11.2		
42	Emma Cannon	6	98	16.3	17	34	.500	6	16	.375	14	17	.824	6	25	31	5.2	12	12	3	5	3	4	54	9.0		
6	Aaliyah Nye	6	150	25.0	18	45	.400	8	22	.364	9	14	.643	3	14	17	2.8	7	9	8	8	6	7	53	8.8		
88	Kayana Traylor	6	115	19.2	17	35	.486	5	12	.417	13	14	.929	1	8	9	1.5	12	9	13	6	1	5	52	8.7		
32	Asia Taylor	5	78	15.6	15	25	.600	2	6	.333	16	19	.842	3	13	16	3.2	15	13	8	7	1	1	48	9.6		
0	Jaylyn Sherrod	6	105	17.5	13	38	.342	0	8	.000	15	23	.652	2	12	14	2.3	10	18	15	8	0	8	41	6.8		
1	Te-Hina Paopao	6	121	20.2	14	40	.350	7	25	.280	2	2	1.000	3	9	12	2.0	11	2	16	2	1	9	37	6.2		
93	Alissa Pili	3	59	19.7	14	24	.583	2	7	.286	7	10	.700	2	8	10	3.3	9	8	7	4	0	1	37	12.3		
25	Deja Kelly	6	104	17.3	13	32	.406	2	7	.286	6	7	.857	1	9	10	1.7	12	14	5	7	0	6	34	5.7		
40	Kiah Stokes	6	182	30.3	14	32	.438	1	9	.111	5	6	.833	17	50	67	11.2	10	9	8	7	12	4	34	5.7		
15	Jacy Sheldon	6	107	17.8	13	32	.406	3	14	.214	3	4	.750	4	5	9	1.5	5	2	9	7	2	3	32	5.3		
16	Bria Hartley	4	73	18.3	10	27	.370	6	18	.333	6	6	1.000	0	5	5	1.3	4	4	5	7	0	3	32	8.0		
28	Dorie Harrison	6	77	12.8	10	28	.357	2	7	.286	7	10	.700	8	14	22	3.7	19	10	4	8	1	3	29	4.8		
12	McKenzie Forbes	6	97	16.2	10	32	.313	8	21	.381	0	0	.000	2	6	8	1.3	6	3	11	2	2	1	28	4.7		
26	Kiara Leslie	6	80	13.3	8	30	.267	3	15	.200	3	4	.750	5	13	18	3.0	9	3	9	6	0	4	22	3.7		
4	Lexie Brown	4	53	13.3	9	20	.450	3	9	.333	0	0	.000	1	4	5	1.3	7	5	7	4	1	3	21	5.3		
8	Sequoia Holmes	6	73	12.2	6	28	.214	4	14	.286	2	4	.500	2	9	11	1.8	6	6	3	6	1	3	18	3.0		
9	Brianna Turner	6	117	19.5	6	15	.400	1	4	.250	0	0	.000	6	19	25	4.2	9	2	8	10	4	2	13	2.2		
17	Grace Berger	6	63	10.5	4	17	.235	1	4	.250	4	4	1.000	3	5	8	1.3	5	2	11	7	0	3	13	2.2		
30	Rebecca Harris	6	40	6.7	3	16	.188	1	3	.333	0	0	.000	5	2	7	1.2	3	1	4	0	0	1	7	1.2		
41	Alaina Coates	5	44	8.8	3	4	.750	0	0	.000	1	2	.500	2	16	18	3.6	5	2	0	3	4	3	7	1.4		
2	Isabelle Harrison	1	7	7.0	1	5	.200	0	0	.000	2	4	.500	2	0	2	2.0	0	2	0	0	0	0	4	4.0		
22	JoJo Lacey	6	33	5.5	1	7	.143	1	5	.200	1	2	.500	1	2	3	0.5	5	1	3	5	0	1	4	0.7		
75	Air Hearn	1	12	12.0	1	2	.500	0	0	.000	0	0	.000	0	0	0	0.0	0	0	1	2	1	1	2	2.0		

WEEK ONE STATISTICS

NO.	NAME	GP	MIN	TOTAL FG				3-POINTERS			FREE THROWS			REBOUNDS					SCORING						
				AVG.	FGM	FGA	FG%	3FG	3FGA	PCT.	FTM	FTA	FT%	OFF	DEF	TOT.	AVG.	FC	FD	A	TO	BLK	STL	PTS.	AVG.
99	Odyssey Sims	3	116	38.7	23	65	.354	0	12	.000	16	23	.696	4	17	21	7.0	5	22	12	14	0	4	62	20.7
11	Kia Nurse	3	90	30.0	16	51	.314	8	26	.308	14	17	.824	2	6	8	2.7	5	13	5	7	0	0	54	18.0
14	Zia Cooke	3	83	27.7	19	37	.514	8	16	.500	7	8	.875	3	7	10	3.3	2	7	10	4	1	7	53	17.7
32	Asia Taylor	2	33	16.5	11	18	.611	1	4	.250	10	13	.769	0	7	7	3.5	9	8	3	2	1	1	33	16.5
23	Aerial Powers	3	90	30.0	19	44	.432	1	11	.091	10	15	.667	9	11	20	6.7	5	12	5	7	1	7	49	16.3
24	Aneesah Morrow	3	76	25.3	16	38	.421	1	7	.143	11	16	.688	2	26	28	9.3	6	10	4	5	3	6	44	14.7
20	Kaitlyn Chen	3	82	27.3	16	24	.667	4	8	.500	7	10	.700	6	5	11	3.7	4	5	13	10	0	2	43	14.3
10	Bree Hall	3	62	20.7	16	33	.485	5	14	.357	5	10	.500	6	8	14	4.7	7	8	3	6	1	1	42	14.0
31	Tina Charles	3	90	30.0	17	37	.459	0	2	.000	8	11	.727	6	21	27	9.0	3	7	2	6	1	1	42	14.0
5	Nalyssa Smith	3	93	31.0	16	27	.593	1	1	1.000	8	19	.421	8	21	29	9.7	11	18	4	8	1	3	41	13.7
77	Ariel Atkins	3	86	28.7	14	37	.378	5	14	.357	6	6	1.000	2	12	14	4.7	8	6	8	13	0	9	39	13.0
35	Rebekah Gardner	3	62	20.7	14	19	.737	4	7	.571	5	5	1.000	3	5	8	2.7	4	8	8	5	0	4	37	12.3
13	Sarah Ashlee Barker	3	100	33.3	13	29	.448	6	13	.462	3	5	.600	2	14	16	5.3	11	6	12	4	2	4	35	11.7
18	Teana Muldrow	3	85	28.3	14	25	.560	4	10	.400	3	3	1.000	3	10	13	4.3	10	2	4	7	1	3	35	11.7
42	Emma Cannon	3	46	15.3	8	16	.500	3	8	.375	13	15	.867	3	13	16	5.3	6	11	2	3	1	3	32	10.7
33	Natasha Mack	3	88	29.3	14	22	.636	0	0	.000	3	5	.600	12	30	42	14.0	4	4	2	2	11	4	31	10.3
69	Kierstan Bell	3	58	19.3	12	30	.400	5	17	.294	2	4	.500	3	6	9	3.0	6	4	4	4	2	3	31	10.3
21	Mercedes Russell	3	84	28.0	14	29	.483	0	0	.000	1	4	.250	10	18	28	9.3	12	3	6	7	0	6	29	9.7
0	Jaylyn Sherrod	3	59	19.7	8	24	.333	0	5	.000	11	13	.846	2	10	12	4.0	6	10	8	4	0	5	27	9.0
15	Jacy Sheldon	3	53	17.7	10	19	.526	2	8	.250	3	4	.750	0	3	3	1.0	4	2	5	3	0	0	25	8.3
88	Kayana Traylor	3	42	14.0	10	20	.500	2	8	.250	3	4	.750	1	2	3	1.0	7	3	4	2	0	1	25	8.3
6	Aaliyah Nye	3	67	22.3	9	23	.391	3	10	.300	2	3	.667	2	4	6	2.0	5	1	3	5	1	3	23	7.7
40	Kiah Stokes	3	87	29.0	10	19	.526	0	5	.000	3	3	1.000	10	23	33	11.0	6	3	1	4	6	4	23	7.7
16	Bria Hartley	2	34	17.0	5	14	.357	3	10	.300	2	2	1.000	0	2	2	1.0	3	1	3	3	0	1	15	7.5
7	Alysha Clark	3	73	24.3	8	22	.364	2	9	.222	4	4	1.000	4	8	12	4.0	7	10	14	1	0	1	22	7.3
1	Te-Hina Paopao	3	66	22.0	5	19	.263	3	13	.231	2	2	1.000	1	5	6	2.0	10	2	9	2	1	8	15	5.0
4	Lexie Brown	3	36	12.0	6	14	.429	3	6	.500	0	0	.000	1	3	4	1.3	5	3	6	3	1	2	15	5.0
34	Shey Peddy	3	68	22.7	3	18	.167	2	11	.182	5	6	.833	1	8	9	3.0	9	6	9	9	0	1	13	4.3
25	Deja Kelly	3	49	16.3	4	14	.286	1	4	.250	3	4	.750	0	7	7	2.3	6	7	4	4	0	2	12	4.0
28	Dorie Harrison	3	40	13.3	3	14	.214	0	4	.000	6	8	.750	5	7	12	4.0	12	9	2	7	1	3	12	4.0
2	Isabelle Harrison	1	7	7.0	1	5	.200	0	0	.000	2	4	.500	2	0	2	2.0	0	2	0	0	0	0	4	4.0
26	Kiara Leslie	3	38	12.7	3	13	.231	2	6	.333	3	4	.750	3	6	9	3.0	5	2	3	3	0	2	11	3.7
9	Brianna Turner	3	78	26.0	4	11	.364	1	3	.333	0	0	.000	3	16	19	6.3	5	2	5	7	3	1	9	3.0
12	McKenzie Forbes	3	38	12.7	2	9	.222	2	6	.333	0	0	.000	1	0	1	0.3	3	1	6	0	2	0	6	2.0
75	Air Hearn	1	12	12.0	1	2	.500	0	0	.000	0	0	.000	0	0	0	0.0	0	0	1	2	1	1	2	2.0
8	Sequoia Holmes	3	37	12.3	2	18	.111	1	9	.111	0	0	.000	2	7	9	3.0	4	2	1	2	1	1	5	1.7
41	Alaina Coates	3	28	9.3	2	3	.667	0	0	.000	0	0	.000	2	11	13	4.3	3	0	0	1	2	3	4	1.3
17	Grace Berger	3	23	7.7	0	2	.000	0	0	.000	2	2	1.000	0	2	2	0.7	2	1	1	3	0	0	2	0.7
30	Rebecca Harris	3	15	5.0	1	4	.250	0	0	.000	0	0	.000	2	1	3	1.0	1	0	1	0	0	0	2	0.7
22	JoJo Lacey	3	11	3.7	0	4	.000	0	3	.000	0	0	.000	1	0	1	0.3	1	0	1	2	0	1	0	0.0

WEEK TWO STATISTICS

NO.	NAME	GP	MIN	TOTAL FG				3-POINTERS			FREE THROWS			REBOUNDS							SCORING						
				AVG.	FGM	FGA	FG%	3FG	3FGA	PCT.	FTM	FTA	FT%	OFF	DEF	TOT.	AVG.	FC	FD	A	TO	BLK	STL	PTS.	AVG.		
99	Odyssey Sims	3	89	29.7	29	51	.569	0	4	.000	15	19	.789	2	2	1	4.0	2	16	15	6	0	3	73	24.3		
11	Kia Nurse	3	68	22.7	19	42	.452	13	26	.500	6	6	1.000	2	7	3	9.0	4	5	2	8	0	2	57	19.0		
14	Zia Cooke	3	93	31.0	18	45	.400	6	17	.353	11	13	.846	1	6	2	7.0	10	7	11	3	1	4	53	17.7		
5	Nalyssa Smith	3	87	29.0	21	44	.477	2	5	.400	7	11	.636	6	7	4	13.0	8	10	5	4	3	0	51	17.0		
24	Aneesah Morrow	3	105	35.0	15	45	.333	2	10	.200	14	18	.778	14	36	17	50.0	7	11	3	5	3	4	46	15.3		
34	Shey Peddy	3	86	28.7	16	28	.571	10	17	.588	2	2	1.000	1	13	5	14.0	7	2	16	8	0	6	44	14.7		
18	Teana Muldrow	3	71	23.7	16	29	.552	6	15	.400	4	6	.667	6	15	7	21.0	12	6	4	5	4	2	42	14.0		
35	Rebekah Gardner	3	78	26.0	15	23	.652	5	7	.714	6	6	1.000	2	8	3	10.0	9	2	6	4	1	4	41	13.7		
13	Sarah Ashlee Barker	3	78	26.0	14	25	.560	3	10	.300	6	8	.750	0	14	5	14.0	2	6	6	6	1	4	37	12.3		
20	Kaitlyn Chen	3	87	29.0	15	31	.484	0	2	.000	7	7	1.000	6	6	4	12.0	7	8	16	17	0	2	37	12.3		
31	Tina Charles	3	62	20.7	15	37	.405	0	2	.000	7	9	.778	8	10	6	18.0	3	7	4	4	0	0	37	12.3		
93	Alissa Pili	3	59	19.7	14	24	.583	2	7	.286	7	10	.700	2	8	3	10.0	9	8	7	4	0	1	37	12.3		
69	Kierstan Bell	3	73	24.3	12	30	.400	8	17	.471	4	5	.800	0	12	4	12.0	6	4	2	3	0	2	36	12.0		
21	Mercedes Russell	3	94	31.3	13	19	.684	0	0	.000	9	12	.750	9	11	7	20.0	5	10	5	6	1	3	35	11.7		
23	Aerial Powers	3	67	22.3	11	20	.550	4	9	.444	9	9	1.000	1	3	1	4.0	6	6	2	5	1	1	35	11.7		
7	Alysha Clark	3	90	30.0	13	33	.394	6	16	.375	2	4	.500	3	16	6	19.0	10	7	8	5	0	3	34	11.3		
33	Natasha Mack	3	77	25.7	13	27	.481	1	2	.500	6	8	.750	14	27	14	41.0	4	7	8	1	9	4	33	11.0		
10	Bree Hall	3	65	21.7	11	28	.393	3	15	.200	6	7	.857	0	7	2	7.0	7	5	1	3	2	3	31	10.3		
6	Aaliyah Nye	3	83	27.7	9	22	.409	5	12	.417	7	11	.636	1	10	4	11.0	2	8	5	3	5	4	30	10.0		
88	Kayana Traylor	3	73	24.3	7	15	.467	3	4	.750	10	10	1.000	0	6	2	6.0	5	6	9	4	1	4	27	9.0		
16	Bria Hartley	2	38	19.0	5	13	.385	3	8	.375	4	4	1.000	0	3	2	3.0	1	3	2	4	0	2	17	8.5		
77	Ariel Atkins	2	42	21.0	5	16	.313	2	7	.286	5	7	.714	1	6	4	7.0	5	5	4	5	0	7	17	8.5		
1	Te-Hina Paopao	3	55	18.3	9	21	.429	4	12	.333	0	0	.000	2	4	2	6.0	1	0	7	0	0	1	22	7.3		
12	McKenzie Forbes	3	59	19.7	8	23	.348	6	15	.400	0	0	.000	1	6	2	7.0	3	2	5	2	0	1	22	7.3		
25	Deja Kelly	3	55	18.3	9	18	.500	1	3	.333	3	3	1.000	1	2	1	3.0	6	7	1	3	0	4	22	7.3		
42	Emma Cannon	3	52	17.3	9	18	.500	3	8	.375	1	2	.500	3	12	5	15.0	6	1	1	2	2	1	22	7.3		
4	Lexie Brown	1	17	17.0	3	6	.500	0	3	.000	0	0	.000	0	1	1	1.0	2	2	1	1	0	1	6	6.0		
28	Dorie Harrison	3	37	12.3	7	14	.500	2	3	.667	1	2	.500	3	7	3	10.0	7	1	2	1	0	0	17	5.7		
32	Asia Taylor	3	45	15.0	4	7	.571	1	2	.500	6	6	1.000	3	6	3	9.0	6	5	5	5	0	0	15	5.0		
0	Jaylyn Sherrod	3	46	15.3	5	14	.357	0	3	.000	4	10	.400	0	2	1	2.0	4	8	7	4	0	3	14	4.7		
8	Sequoia Holmes	3	36	12.0	4	10	.400	3	5	.600	2	4	.500	0	2	1	2.0	2	3	2	4	0	2	13	4.3		
17	Grace Berger	3	40	13.3	4	15	.267	1	4	.250	2	2	1.000	3	3	2	6.0	3	1	10	4	0	3	11	3.7		
26	Kiara Leslie	3	42	14.0	5	17	.294	1	9	.111	0	0	.000	2	7	3	9.0	4	1	6	3	0	2	11	3.7		
40	Kiah Stokes	3	95	31.7	4	13	.308	1	4	.250	2	3	.667	7	27	11	34.0	4	6	7	3	6	0	11	3.7		
15	Jacy Sheldon	3	54	18.0	3	13	.231	1	6	.167	0	0	.000	4	2	2	6.0	1	0	4	4	2	3	7	2.3		
30	Rebecca Harris	3	25	8.3	2	12	.167	1	3	.333	0	0	.000	3	1	1	4.0	2	1	3	0	0	1	5	1.7		
41	Alaina Coates	2	16	8.0	1	1	1.000	0	0	.000	1	2	.500	0	5	3	5.0	2	2	0	2	2	0	3	1.5		
9	Brianna Turner	3	39	13.0	2	4	.500	0	1	.000	0	0	.000	3	3	2	6.0	4	0	3	3	1	1	4	1.3		
22	JoJo Lacey	3	22	7.3	1	3	.333	1	2	.500	1	2	.500	0	2	1	2.0	4	1	2	3	0	0	4	1.3		
2	Isabelle Harrison	0	0	0.0	0	0	.000	0	0	.000	0	0	.000	0	0	0	0.0	0	0	0	0	0	0	0	0.0		

LEADERBOARD POSITION BY DATE

No.	Player	Feb. 4	Feb. 6	Feb. 7	Feb. 11	Feb. 13	Feb. 14	Feb. 18	Feb. 20	Feb. 21	Feb. 25	Feb. 26	Mar. 1	High	Low
77	Ariel Atkins	15	25	16	13	15	13							13	25
13	Sarah Ashlee Barker	35	20	19	15	10	10							10	35
69	Kierstan Bell	8	7	8	8	5	5							5	8
17	Grace Berger	22	34	28	22	20	16							16	34
4	Lexie Brown	29	27	30	24	22	20							20	30
42	Emma Cannon	14	18	15	14	11	11							11	18
31	Tina Charles	5	13	10	5	12	8							5	13
20	Kaitlyn Chen	6	1	1	7	3	7							1	7
7	Alysha Clark	4	5	5	3	7	6							3	7
41	Alaina Coates	37	29	31	23	34	30							23	37
14	Zia Cooke	12	11	7	12	14	14							7	14
12	McKenzie Forbes	9	10	11	11	9	9							9	11
35	Rebekah Gardner	2	2	2	1	1	1							1	2
10	Bree Hall	24	37	23	35	31	33							23	37
30	Rebecca Harris	27	39	36	41	37	37							27	41
28	Dorie Harrison	40	35	38	31	25	23							23	40
2	Isabelle Harrison	39	33	37	38	39	39							33	39
16	Bria Hartley	34	28	34	37	36	36							28	37
75	Air Hearn	38	32	35	39	41	41							32	41
8	Sequoia Holmes	36	40	40	40	40	40							36	40
25	Deja Kelly	18	21	25	34	35	35							18	35
22	JoJo Lacey	21	31	29	21	32	29							21	32
26	Kiara Leslie	10	9	12	19	18	27							9	27
33	Natasha Mack	17	16	14	9	4	3							3	17
24	Aneesah Morrow	3	3	3	4	8	12							3	12
18	Teana Muldrow	31	23	27	29	21	26							21	31
11	Kia Nurse	20	19	26	33	24	25							19	33
6	Aaliyah Nye	28	36	33	25	33	17							17	36
1	Te-Hina Paopao	16	22	22	30	28	31							16	31
34	Shey Peddy	33	38	39	20	19	15							15	39
93	Alissa Pili	-	-	-	27	30	24							24	30
23	Aerial Powers	26	14	17	26	29	32							14	32
21	Mercedes Russell	11	6	6	2	6	4							2	11
15	Jacy Sheldon	19	24	20	32	27	34							19	34
0	Jaylyn Sherrod	25	30	24	18	26	22							18	30
99	Odyssey Sims	32	15	18	6	2	2							2	32
5	NaLyssa Smith	7	12	13	17	17	21							7	21
40	Kiah Stokes	30	17	21	28	23	28							17	30
32	Asia Taylor	1	4	4	10	13	18							1	18
88	Kayana Traylor	13	8	9	16	16	19							8	19
9	Brianna Turner	23	26	32	36	38	38							23	38

LEADERBOARD POINTS BY DATE

No.	Player	Feb. 4	Feb. 6	Feb. 7	Feb. 11	Feb. 13	Feb. 14	Feb. 18	Feb. 20	Feb. 21	Feb. 25	Feb. 26	Mar. 1	High	Low
77	Ariel Atkins	390	26	574	513	87	360							574	26
13	Sarah Ashlee Barker	50	435	339	496	502	462							502	50
69	Kierstan Bell	481	418	309	398	450	440							481	309
17	Grace Berger	254	45	339	359	380	446							446	45
4	Lexie Brown	112	267	168	401	360	360							401	112
42	Emma Cannon	394	160	439	365	445	440							445	160
31	Tina Charles	544	152	385	628	38	542							628	38
20	Kaitlyn Chen	542	634	407	34	568	134							634	34
7	Alysha Clark	549	431	340	460	151	471							549	151
41	Alaina Coates	20	327	194	422	87	360							422	20
14	Zia Cooke	414	388	479	236	196	196							479	196
12	McKenzie Forbes	452	372	340	467	342	405							467	340
35	Rebekah Gardner	680	484	256	501	469	536							680	256
10	Bree Hall	190	69	365	-3	369	145							369	-3
30	Rebecca Harris	132	120	501	-20	350	47							501	-20
28	Dorie Harrison	-39	336	128	404	392	397							404	-39
2	Isabelle Harrison	8	300	120	60	120	60							300	8
16	Bria Hartley	64	296	120	60	300	109							300	60
75	Air Hearn	20	300	120	-	-	-							300	20
8	Sequoia Holmes	47	126	182	65	175	56							182	47
25	Deja Kelly	322	154	241	77	203	118							322	77
22	JoJo Lacey	280	42	300	436	52	326							436	42
26	Kiara Leslie	420	421	227	6	359	62							421	6
33	Natasha Mack	348	285	397	569	541	641							641	285
24	Aneesah Morrow	611	512	311	296	192	282							611	192
18	Teana Muldrow	101	358	211	182	507	140							507	101
11	Kia Nurse	281	243	188	111	461	243							461	111
6	Aaliyah Nye	121	146	257	421	132	663							663	121
1	Te-Hina Paopao	378	88	327	37	340	195							378	37
34	Shey Peddy	98	160	132	675	334	464							675	98
93	Alissa Pili	-	-	-	490	224	418							490	224
23	Aerial Powers	144	518	213	44	223	220							518	44
21	Mercedes Russell	420	500	372	568	83	698							698	83
15	Jacy Sheldon	314	128	379	5	392	25							392	5
0	Jaylyn Sherrod	169	176	377	434	65	401							434	65
99	Odyssey Sims	101	548	214	824	552	590							824	101
5	NaLyssa Smith	520	220	293	224	194	177							520	177
40	Kiah Stokes	105	472	228	98	383	194							472	98
32	Asia Taylor	723	390	240	233	136	15							723	15
88	Kayana Traylor	398	451	317	133	250	165							451	133
9	Brianna Turner	229	156	149	56	174	47							229	47

GAME WIN LOG

No.	Player	Feb. 4	Feb. 6	Feb. 7	Feb. 11	Feb. 13	Feb. 14	Feb. 18	Feb. 20	Feb. 21	Feb. 25	Feb. 26	Mar. 1	W	L
77	Ariel Atkins	W	L	W	W	L	W							4	2
13	Sarah Ashlee Barker	L	W	L	W	W	W							4	2
69	Kierstan Bell	W	W	W	W	W	W							6	0
17	Grace Berger	W	L	W	W	W	W							5	1
4	Lexie Brown	L	L	L	W	W	W							3	3
42	Emma Cannon	W	L	W	W	W	W							5	1
31	Tina Charles	W	L	W	W	L	W							4	2
20	Kaitlyn Chen	W	W	W	L	W	L							4	2
7	Alysha Clark	W	W	W	W	L	W							5	1
41	Alaina Coates	L	W	L	W	L	W							3	3
14	Zia Cooke	W	L	W	L	L	L							2	4
12	McKenzie Forbes	W	W	W	W	W	W							6	0
35	Rebekah Gardner	W	W	W	W	W	W							6	0
10	Bree Hall	L	L	L	L	W	L							1	5
30	Rebecca Harris	L	L	L	L	W	L							1	5
28	Dorie Harrison	L	W	L	W	W	W							4	2
2	Isabelle Harrison	L	W	L	L	L	L							1	5
16	Bria Hartley	L	W	L	L	W	L							2	4
75	Air Hearn	L	W	L	-	-	-							1	2
8	Sequoia Holmes	L	L	L	L	L	L							0	6
25	Deja Kelly	W	L	W	L	L	L							2	4
22	JoJo Lacey	W	L	W	W	L	W							4	2
26	Kiara Leslie	W	W	W	L	W	L							4	2
33	Natasha Mack	L	L	L	W	W	W							3	3
24	Aneesah Morrow	W	W	W	L	L	L							3	3
18	Teana Muldrow	L	W	L	L	W	L							2	4
11	Kia Nurse	L	L	L	L	W	L							1	5
6	Aaliyah Nye	L	L	L	W	L	W							2	4
1	Te-Hina Paopao	W	L	W	L	W	L							3	3
34	Shey Peddy	L	L	L	W	L	W							2	4
93	Alissa Pili	-	-	-	W	L	W							2	1
23	Aerial Powers	L	W	L	L	L	L							1	5
21	Mercedes Russell	W	W	W	W	L	W							5	1
15	Jacy Sheldon	W	L	W	L	W	L							3	3
0	Jaylyn Sherrod	L	L	L	W	L	W							2	4
99	Odyssey Sims	L	W	L	W	W	W							4	2
5	NaLyssa Smith	W	L	L	L	L	L							1	5
40	Kiah Stokes	L	W	W	L	W	L							3	3
32	Asia Taylor	W	W	L	L	L	L							2	4
88	Kayana Traylor	W	W	W	L	L	L							3	3
9	Brianna Turner	L	L	L	L	L	L							0	6

GAME-BY-GAME PLUS-MINUS LOG

No.	Player	Feb. 4	Feb. 6	Feb. 7	Feb. 11	Feb. 13	Feb. 14	Feb. 18	Feb. 20	Feb. 21	Feb. 25	Feb. 26	Mar. 1	Total	Avg.
77	Ariel Atkins	5	-9	11	21	3	INA							31	6.2
13	Sarah Ashlee Barker	-14	3	-10	20	15	-1							13	2.2
69	Kierstan Bell	3	-5	-2	22	1	10							29	4.8
17	Grace Berger	3	-1	-2	2	0	10							12	2.0
4	Lexie Brown	-8	-5	-10	1	INA	INA							-22	-5.5
42	Emma Cannon	13	5	3	-1	2	9							31	5.2
31	Tina Charles	13	-18	9	18	-8	-7							7	1.2
20	Kaitlyn Chen	14	8	8	-19	12	-9							14	2.3
7	Alysha Clark	18	5	2	17	-6	4							40	6.7
41	Alaina Coates	-8	-2	-1	-4	-7	DNP							-22	-4.4
14	Zia Cooke	16	-5	6	-15	-4	0							-2	-0.3
12	McKenzie Forbes	0	3	-3	1	0	14							15	2.5
35	Rebekah Gardner	16	2	7	20	4	23							72	12.0
10	Bree Hall	-6	-14	16	-11	3	-9							-21	-3.5
30	Rebecca Harris	-4	3	4	0	5	-5							3	0.5
28	Dorie Harrison	-7	4	-8	1	5	12							7	1.2
2	Isabelle Harrison	-5	INA	INA	INA	INA	INA							-5	-5.0
16	Bria Hartley	-7	9	DNP	-2	INA	-9							-9	-2.3
75	Air Hearn	-7	INA	INA	INA	INA	INA							-7	-7.0
8	Sequoia Holmes	-15	-10	4	-9	-1	-1							-32	-5.3
25	Deja Kelly	0	-2	-5	-10	-11	-1							-29	-4.8
22	JoJo Lacey	-4	-2	4	-8	-6	-2							-18	-3.0
26	Kiara Leslie	0	1	-6	3	5	-7							-4	-0.7
33	Natasha Mack	-7	2	-9	20	14	5							25	4.2
24	Aneesah Morrow	17	14	-1	-15	-8	-3							4	0.7
18	Teana Muldrow	-6	12	12	0	21	-14							25	4.2
11	Kia Nurse	-16	1	-9	-11	10	-11							-36	-6.0
6	Aaliyah Nye	4	-3	5	-6	-15	9							-6	-1.0
1	Te-Hina Paopao	0	-8	-7	0	-6	-12							-33	-5.5
34	Shey Peddy	0	-7	-18	16	4	5							0	0.0
93	Alissa Pili	-	-	-	1	2	2							5	1.7
23	Aerial Powers	-12	6	-4	-17	-5	-3							-35	-5.8
21	Mercedes Russell	13	10	12	17	-8	17							61	10.2
15	Jacy Sheldon	15	1	12	-9	0	-3							16	2.7
0	Jaylyn Sherrod	-7	-1	9	-2	-14	0							-15	-2.5
99	Odyssey Sims	-15	8	-6	19	14	8							28	4.7
5	NaLyssa Smith	4	-1	-6	-16	-12	0							-31	-5.2
40	Kiah Stokes	-9	6	-12	-19	5	-11							-40	-6.7
32	Asia Taylor	5	2	INA	-2	-7	-5							-7	-1.4
88	Kayana Traylor	4	0	3	-14	-2	-11							-20	-3.3
9	Brianna Turner	-4	-6	-12	-7	-5	-6							-40	-6.7

INDIVIDUAL POINTS-REBOUNDS-ASSISTS

No.	Player	Feb. 4	Feb. 6	Feb. 7	Feb. 11	Feb. 13	Feb. 14	Feb. 18	Feb. 20	Feb. 21	Feb. 26	Feb. 26	Mar. 1
77	Ariel Atkins	12-4-1	8-2-2	19-8-5	7-5-4	10-2-0	INA						
13	Sarah Ashlee Barker	6-8-3	13-3-4	16-5-5	13-4-3	12-4-2	12-6-1						
69	Kierstan Bell	10-5-1	9-3-2	12-1-1	12-2-0	10-6-2	14-4-0						
17	Grace Berger	0-0-0	0-1-0	2-1-1	2-3-4	0-0-3	9-3-3						
4	Lexie Brown	0-0-1	15-2-4	0-2-1	6-1-1	INA	INA						
42	Emma Cannon	10-5-2	8-6-0	14-5-0	5-5-0	10-5-0	7-5-1						
31	Tina Charles	17-9-1	10-10-1	15-8-0	17-8-1	0-2-0	20-8-3						
20	Kaitlyn Chen	10-5-4	18-2-6	15-4-3	8-2-6	19-5-4	10-5-6						
7	Alysha Clark	9-3-5	4-4-4	9-5-5	8-9-1	17-3-3	9-7-4						
41	Alaina Coates	2-1-0	0-4-0	2-8-0	0-2-0	3-3-0	DNP						
14	Zia Cooke	16-4-1	25-2-3	12-4-6	23-5-4	13-2-3	17-0-4						
12	McKenzie Forbes	3-0-3	0-1-3	3-0-0	11-1-2	3-0-1	8-6-2						
35	Rebekah Gardner	17-4-1	12-0-1	8-4-6	12-4-4	14-3-0	15-3-2						
10	Bree Hall	17-4-0	0-5-1	25-5-2	7-3-0	12-3-0	12-1-1						
30	Rebecca Harris	2-1-0	0-0-1	0-2-0	0-0-0	5-3-1	0-1-2						
28	Dorie Harrison	6-5-1	6-4-0	4-3-1	5-5-0	6-3-1	2-5-1						
2	Isabelle Harrison	4-2-0	INA	INA	INA	INA	INA						
16	Bria Hartley	11-2-3	4-0-0	DNP	9-2-1	INA	8-1-1						
75	Air Hearn	2-0-1	INA	INA	INA	INA	INA						
8	Sequoia Holmes	0-1-0	3-2-0	2-6-1	3-1-0	6-1-1	4-0-1						
25	Deja Kelly	3-4-1	9-2-2	0-1-1	4-2-0	10-1-0	8-0-1						
22	JoJo Lacey	0-1-0	0-0-0	0-0-1	4-2-1	0-0-0	0-0-1						
26	Kiara Leslie	5-4-2	6-1-0	0-4-1	0-4-1	9-2-1	2-3-4						
33	Natasha Mack	9-14-1	11-15-1	11-13-0	9-15-3	11-13-1	13-13-4						
24	Aneesah Morrow	14-13-1	14-10-3	16-5-0	20-16-1	9-15-2	17-19-0						
18	Teana Muldrow	15-4-1	12-6-0	8-3-3	12-11-2	18-4-2	12-6-0						
11	Kia Nurse	22-4-2	22-1-1	10-3-2	16-2-0	21-4-1	20-3-1						
6	Aaliyah Nye	7-3-1	4-2-1	12-1-1	4-5-0	7-5-0	19-1-5						
1	Te-Hina Paopao	8-2-3	4-1-1	3-3-5	4-3-4	6-2-2	12-1-1						
34	Shey Peddy	2-2-4	11-5-5	0-2-0	14-1-6	19-5-7	11-8-3						
93	Alissa Pili	NR	NR	NR	11-3-0	16-6-5	10-1-2						
23	Aerial Powers	17-4-1	16-9-1	16-7-2	2-0-0	15-1-1	18-3-1						
21	Mercedes Russell	7-3-1	12-9-3	10-16-2	7-7-3	5-9-2	23-4-0						
15	Jacy Sheldon	4-2-2	9-0-2	12-1-1	2-3-1	5-2-3	0-1-0						
0	Jaylyn Sherrod	7-1-1	6-4-2	14-7-5	6-0-1	3-1-4	5-1-2						
99	Odyssey Sims	18-7-3	21-7-6	23-7-3	31-0-8	25-3-3	17-1-4						
5	NaLyssa Smith	16-16-1	19-10-3	6-3-0	17-6-2	15-4-2	19-3-1						
40	Kiah Stokes	6-9-0	8-15-1	9-9-0	6-9-1	2-13-2	3-12-4						
32	Asia Taylor	22-5-2	11-2-1	INA	15-4-2	0-4-3	0-1-0						
88	Kayana T aylor	4-0-1	14-2-1	7-1-2	5-3-2	14-2-3	8-1-4						
9	Brianna Turner	7-11-3	0-7-2	2-1-0	0-2-0	4-3-2	0-1-1						

Key: DNP = Did Not Play (Captain's Decision); INA = Did Not Play (Inactive); NR = Not on Roster

SINGLE-GAME HIGHS & LOWS

TEAM HIGHS • 2026 SEASON

Statistic	No.	Team	Opponent	Date
Points - Game	110	Glow	Rhythm	February 11, 2026
Points - 1st Quarter	34	Glow	Rhythm	February 11, 2026
Points - 2nd Quarter	26	Glow	Gold Rush	February 14, 2026
Points - 3rd Quarter	33	Glow	Gold Rush	February 14, 2026
Points - 4th Quarter	28	Eclipse	Rhythm	February 14, 2026
Points - Overtime (combined)	-			
Field Goals Made	42	Glow	Rhythm	February 11, 2026
Field Goal Attempts	86	Glow	Gold Rush	February 14, 2026
Field Goal Pct.	.582	Eclipse	Glow	February 6, 2026
3-Point Field Goals Made	15	Gold Rush	Rhythm	February 13, 2026
3-Point Field Goal Attempts	36	Two times		
3-Point Field Goal Pct.	.545	Glow	Eclipse	February 13, 2026
Free Throws Made	28	Glow	Eclipse	February 6, 2026
Free Throw Attempts	38	Eclipse	Rhythm	February 14, 2026
Free Throw Pct.	1.000	Gold Rush	Glow	February 14, 2026
Offensive Rebounds	20	Rhythm	Gold Rush	February 13, 2026
Defensive Rebounds	41	Glow	Rhythm	February 4, 2026
Total Rebounds	53	Gold Rush	Rhythm	February 6, 2026
Fouls Committed	26	Eclipse	Glow	February 6, 2026
Assists	25	Glow	Rhythm	February 11, 2026
Turnovers	22	Gold Rush	Glow	February 7, 2026
Blocked Shots	9	Gold Rush	Rhythm	February 13, 2026
Steals	13	Glow	Eclipse	February 6, 2026
Leaderboard Points	5,276	Eclipse	Gold Rush	February 4, 2026

TEAM HIGHS • ALL-TIME

Statistic	No.	Team	Opponent	Date
Points - Game	120	Two times		
Points - 1st Quarter	37	Team Sims	Team T. Mitchell	March 17, 2024
Points - 2nd Quarter	36	Team Mitchell	Team Sims	March 8, 2023
Points - 3rd Quarter	38	Team Sims	Team Cole	February 24, 2023
Points - 4th Quarter	43	Team Smith	Team Sims	March 25, 2023
Points - Overtime (combined)	32	Team Hawkins	Team Cloud	February 26, 2022
Field Goals Made	47	Two times		
Field Goal Attempts	104	Team Hawkins	Team Cloud	February 26, 2022
Field Goal Pct.	.610	Team Sims	Team Cole	February 24, 2023
3-Point Field Goals Made	19	Two times		
3-Point Field Goal Attempts	48	Team Bell	Team Cloud	March 23, 2024
3-Point Field Goal Pct.	.615	Team Harrison	Team Russell	February 5, 2022
Free Throws Made	31	Team Gray	Team T. Mitchell	March 10, 2024
Free Throw Attempts	40	Team Smith	Team Harrison	March 1, 2023
Free Throw Pct.	1.000	14 times		
Offensive Rebounds	26	Team T. Mitchell	Team Cloud	March 14, 2024
Defensive Rebounds	50	Team Westbrook	Team Ki. Bell	February 5, 2025
Total Rebounds	61	Team Cloud	Team Hawkins	February 26, 2022
Fouls Committed	27	Team Gray	Team Cloud	March 17, 2024
Assists	31	Two times		
Turnovers	25	Team Hawkins	Team Cloud	February 18, 2022
Blocked Shots	13	Team Gray	Team T. Mitchell	March 10, 2024
Steals	16	Two times		
Leaderboard Points	5,628	Team Westbrook	Team Ki. Bell	February 5, 2025

SINGLE-GAME HIGHS & LOWS

TEAM LOWS • 2026 SEASON

Statistic	No.	Team	Opponent	Date
Points - Game	64	Gold Rush	Eclipse	February 11, 2026
Points - 1st Quarter	13	Rhythm	Glow	February 4, 2026
Points - 2nd Quarter	11	Two times		
Points - 3rd Quarter	14	Glow	Gold Rush	February 7, 2026
Points - 4th Quarter	12	Two times		
Points - Overtime (combined)	-			
Field Goals Made	23	Gold Rush	Eclipse	February 11, 2026
Field Goal Attempts	59	Rhythm	Eclipse	February 14, 2026
Field Goal Pct.	.329	Rhythm	Gold Rush	February 6, 2026
3-Point Field Goals Made	3	Gold Rush	Glow	February 7, 2026
3-Point Field Goal Attempts	15	Rhythm	Gold Rush	February 13, 2026
3-Point Field Goal Pct.	.158	Gold Rush	Glow	February 7, 2026
Free Throws Made	5	Gold Rush	Glow	February 14, 2026
Free Throw Attempts	5	Gold Rush	Glow	February 14, 2026
Free Throw Pct.	.571	Eclipse	Gold Rush	February 11, 2026
Offensive Rebounds	2	Rhythm	Eclipse	February 14, 2026
Defensive Rebounds	23	Two times		
Total Rebounds	28	Rhythm	Eclipse	February 14, 2026
Fouls Committed	6	Glow	Gold Rush	February 14, 2026
Assists	11	Rhythm	Glow	February 11, 2026
Turnovers	8	Eclipse	Rhythm	February 14, 2026
Blocked Shots	1	Three times		
Steals	3	Two times		
Leaderboard Points	510	Gold Rush	Eclipse	February 11, 2026

TEAM LOWS • ALL-TIME

Statistic	No.	Team	Opponent	Date
Points - Game	54	Team Hawkins	Team Harrison	February 9, 2022
Points - 1st Quarter	8	Two times		
Points - 2nd Quarter	6	Team Hawkins	Team Harrison	February 9, 2022
Points - 3rd Quarter	11	Team Sims	Team Harrison	March 4, 2023
Points - 4th Quarter	12	Team Cloud	Team Hawkins	February 11, 2022
Points - Overtime (combined)	7	Team Sims	Team Williams	February 23, 2023
Field Goals Made	21	Team Ki. Bell	Team Colson	February 8, 2025
Field Goal Attempts	57	Team Sims	Team Carrington	January 29, 2022
Field Goal Pct.	.308	Team Ki. Bell	Team Westbrook	February 5, 2025
3-Point Field Goals Made	1	Two times		
3-Point Field Goal Attempts	11	Team K. Mitchell	Team Smith	March 10, 2023
3-Point Field Goal Pct.	.045	Team Harrison	Team Hillmon	March 25, 2023
Free Throws Made	3	Team Cloud	Team Sims	March 20, 2024
Free Throw Attempts	4	Two times		
Free Throw Pct.	.474	Team Cole	Team Cloud	February 23, 2023
Offensive Rebounds	2	Rhythm	Eclipse	February 14, 2026
Defensive Rebounds	17	Two times		
Total Rebounds	23	Team Russell	Team Harrison	February 5, 2022
Fouls Committed	6	Two times		
Assists	7	Team Ki. Bell	Team Colson	February 8, 2025
Turnovers	4	Team Siegrist	Team Caldwell	February 20, 2025
Blocked Shots	0	13 times		
Steals	2	Two times		
Leaderboard Points	371	Team Ki. Bell	Team Westbrook	February 5, 2025

SINGLE-GAME HIGHS & LOWS

INDIVIDUAL HIGHS • 2026 SEASON

Statistic	No.	Player	Opponent	Date
Points - Game	31	Odyssey Sims	Rhythm	February 11, 2026
Points - 1st Quarter	14	Ariel Atkins	Gold Rush	February 7, 2026
Points - 2nd Quarter	11	Two times		
Points - 3rd Quarter	11	Odyssey Sims	Glow	February 7, 2026
Points - 4th Quarter	11	Odyssey Sims	Rhythm	February 11, 2026
Points - Overtime (combined)	-			
Field Goals Made	11	Odyssey Sims	Rhythm	February 11, 2026
Field Goal Attempts	24	Odyssey Sims	Rhythm	February 6, 2026
Field Goal Pct. (min. 8 FGM)	.733	Odyssey Sims	Rhythm	February 11, 2026
3-Point Field Goals Made	5	Two times		
3-Point Field Goal Attempts	11	Kia Nurse	Gold Rush	February 6, 2026
3-Point Field Goal Pct. (min. 4 3FGM)	.667	Three times		
Free Throws Made	9	Two times		
Free Throw Attempts	14	Odyssey Sims	Glow	February 7, 2026
Free Throw Pct. (min. 8 FTM)	.900	Odyssey Sims	Rhythm	February 11, 2026
Offensive Rebounds	8	Two times		
Defensive Rebounds	18	Aneesah Morrow	Eclipse	February 14, 2026
Total Rebounds	19	Aneesah Morrow	Eclipse	February 14, 2026
Fouls Committed	6	Three times		
Fouls Drawn	9	Odyssey Sims	Eclipse	February 4, 2026
Assists	8	Odyssey Sims	Rhythm	February 11, 2026
Turnovers	7	Odyssey Sims	Glow	February 7, 2026
Blocked Shots	6	Natasha Mack	Rhythm	February 11, 2026
Steals	6	Ariel Atkins	Gold Rush	February 11, 2026
Leaderboard Points	824	Odyssey Sims	Rhythm	February 11, 2026

INDIVIDUAL HIGHS • ALL-TIME

Statistic	No.	Player	Opponent	Date
Points - Game	50	NaLyssa Smith	Team Sims	March 25, 2023
Points - 1st Quarter	19	Maddy Siegrist	Team I. Harrison	February 19, 2025
Points - 2nd Quarter	18	Two times		
Points - 3rd Quarter	18	Destinee Walker	Team Brown	February 5, 2022
Points - 4th Quarter	19	NaLyssa Smith	Team Sims	March 25, 2023
Points - Overtime (combined)	16	DiJonai Carrington	Team Russell	January 28, 2022
Field Goals Made	20	NaLyssa Smith	Team Sims	March 25, 2023
Field Goal Attempts	32	Allisha Gray	Team T. Mitchell	March 16, 2024
Field Goal Pct. (min. 8 FGM)	.889	Three times		
3-Point Field Goals Made	10	Crystal Bradford	Team Sims	February 27, 2025
3-Point Field Goal Attempts	20	Crystal Bradford	Team Sims	February 27, 2025
3-Point Field Goal Pct. (min. 4 3FGM)	1.000	Two times		
Free Throws Made	16	Natasha Cloud	Team Brown	February 25, 2022
Free Throw Attempts	17	Two times		
Free Throw Pct. (min. 8 FTM)	1.000	24 times		
Offensive Rebounds	9	Three times		
Defensive Rebounds	18	Aneesah Morrow	Eclipse	February 14, 2026
Total Rebounds	19	Two times		
Fouls Committed	7	Natasha Cloud	Team T. Mitchell	March 14, 2024
Fouls Drawn	11	Four times		
Assists	19	Natasha Cloud	Team Hawkins	February 26, 2022
Turnovers	10	Allisha Gray	Team Bell	March 20, 2024
Blocked Shots	6	Two times		
Steals	7	Two times		
Leaderboard Points	941	Odyssey Sims	Team Bradford	February 15, 2025

PLAYER SUPERLATIVES

10+ POINTS

Player	2022	2023	2024	2025	2026	Total
Atkins, Ariel					3	3
Barker, Sarah Ashlee					5	5
Bell, Kierstan		11	11	8	5	35
Berger, Grace			4			4
Brown, Lexie	12	8	5	11	1	37
Cannon, Emma					3	3
Charles, Tina					5	5
Chen, Kaitlyn					5	5
Clark, Alysha				5	1	6
Cooke, Zia			9		6	15
Forbes, McKenzie				1	1	2
Gardner, Rebekah					5	5
Hall, Bree					4	4
Harris, Rebecca	7			6		13
Harrison, Dorie				2		2
Harrison, Isabelle	13	15	4	10		42
Hartley, Bria				9	1	10
Hearn, Air	5	9	11			25
Holmes, Sequoia			2	2		4
Kelly, Deja					1	1
Leslie, Kiara				2		2
Mack, Natasha					4	4
Morrow, Aneesah					5	5
Muldrow, Teana			5		5	10
Nurse, Kia				9	6	15
Nye, Aaliyah					2	2
Paopao, Te-Hina					1	1
Peddy, Shey				6	4	10
Powers, Aerial					5	5
Russell, Mercedes	6				3	9
Sheldon, Jacy					1	1
Sherrod, Jaylyn				3	1	4
Sims, Odyssey	14	14	12	12	6	58
Smith, NaLyssa		15			5	20
Taylor, Asia				5	3	8
Traylor, Kayana					2	2

20+ POINTS

Player	2022	2023	2024	2025	2026	Total
Bell, Kierstan		5	9			14
Brown, Lexie	1	1	4	2		8
Charles, Tina					1	1
Clark, Alysha				2		2
Cooke, Zia			3		2	5
Hall, Bree					1	1
Harrison, Isabelle	6	10	1	4		21
Hartley, Bria				4		4
Hearn, Air			6			6
Morrow, Aneesah					1	1
Nurse, Kia				2	4	6
Peddy, Shey				1		1
Russell, Mercedes	3				1	4
Sims, Odyssey	8	13	8	11	4	44
Smith, NaLyssa		12				12
Taylor, Asia				1	1	2

25+ POINTS

Player	2022	2023	2024	2025	2026	Total
Bell, Kierstan		1	2			3
Brown, Lexie			1			1
Cooke, Zia			1		1	2
Hall, Bree					1	1
Harrison, Isabelle	3	6	1	1		11
Hartley, Bria				1		1
Hearn, Air			1			1
Nurse, Kia				1		1
Sims, Odyssey	5	10	4	6	2	27
Smith, NaLyssa		4				4

30+ POINTS

Player	2022	2023	2024	2025	2026	Total
Cooke, Zia			1			1
Harrison, Isabelle		3	1			4
Nurse, Kia				1		1
Sims, Odyssey	3	5	3	3	1	15
Smith, NaLyssa		2				2

40+ POINTS

Player	2022	2023	2024	2025	2026	Total
Harrison, Isabelle		1	1			2
Sims, Odyssey			1	1		2
Smith, NaLyssa		1				1

50+ POINTS

Player	2022	2023	2024	2025	2026	Total
Smith, NaLyssa		1				1

10+ REBOUNDS

Player	2022	2023	2024	2025	2026	Total
Bell, Kierstan		3	1	1		5
Brown, Lexie	1					1
Charles, Tina					1	1
Clark, Alysha				2		2
Harrison, Dorie				1		1
Harrison, Isabelle	5	4	1	4		14
Hartley, Bria				1		1
Leslie, Kiara				1		1
Mack, Natasha					6	6
Morrow, Aneesah					5	5
Muldrow, Teana			1		1	2
Russell, Mercedes	3				1	4
Sims, Odyssey	1		2	1		4
Smith, NaLyssa		12			2	14
Stokes, Kiah					3	3
Turner, Brianna					1	1

15+ REBOUNDS

Player	2022	2023	2024	2025	2026	Total
Mack, Natasha					2	2
Morrow, Aneesah					3	3
Russell, Mercedes					1	1
Smith, NaLyssa		2			1	3
Stokes, Kiah					1	1

7+ ASSISTS

Player	2022	2023	2024	2025	2026	Total
Bell, Kierstan		2				2
Berger, Grace			1			1
Brown, Lexie	5	1	1			7
Harrison, Isabelle	1					1
Hartley, Bria				2		2
Hearn, Air	1					1
Nurse, Kia				1		1
Peddy, Shey				1	1	2
Sims, Odyssey	6	7	12	5	1	31

PLAYER SUPERLATIVES

10+ ASSISTS

Player	2022	2023	2024	2025	2026	Total
Bell, Kierstan		1				1
Brown, Lexie			1			1
Sims, Odyssey	1	3	6	2		12

15+ ASSISTS

Player	2022	2023	2024	2025	2026	Total
Sims, Odyssey			1			1

500+ LEADERBOARD POINTS

Player	2022	2023	2024	2025	2026	Total
Atkins, Ariel					2	2
Barker, Sarah Ashlee					1	1
Bell, Kierstan		3	6	1		10
Berger, Grace			1			1
Brown, Lexie	3		2	5		10
Charles, Tina					3	3
Chen, Kaitlyn					3	3
Clark, Alysha				2	1	3
Cooke, Zia			2			2
Forbes, McKenzie				1		1
Gardner, Rebekah					3	3
Hall, Bree					1	1
Harris, Rebecca				1		1
Harrison, Isabelle	2	5	1	4		12
Hartley, Bria				3		3
Hearn, Air		1	4			5
Holmes, Sequoia			1			1
Mack, Natasha					3	3
Morrow, Aneesah				2	2	2
Muldrow, Teana					1	1
Nurse, Kia				2		2
Nye, Aaliyah					1	1
Peddy, Shey				2	1	3
Powers, Aerial					1	1
Russell, Mercedes					3	3
Sims, Odyssey	2	7	5	7	4	25
Smith, NaLyssa		6			1	7
Taylor, Asia				1	1	2

600+ LEADERBOARD POINTS

Player	2022	2023	2024	2025	2026	Total
Bell, Kierstan	1	4	1		6	
Brown, Lexie		1	1		2	
Charles, Tina				1	1	
Chen, Kaitlyn				1	1	
Clark, Alysha			1		1	
Cooke, Zia		1			1	
Gardner, Rebekah				1	1	
Harrison, Isabelle	1	1	1		3	
Hartley, Bria			1		1	
Hearn, Air		1			1	
Mack, Natasha				1	1	
Morrow, Aneesah				1	1	
Nurse, Kia			1		1	
Nye, Aaliyah				1	1	
Peddy, Shey			1	1	2	
Russell, Mercedes				1	1	
Sims, Odyssey	3	4	7	1	15	
Smith, NaLyssa	4				4	
Taylor, Asia				1	1	

700+ LEADERBOARD POINTS

Player	2022	2023	2024	2025	2026	Total
Brown, Lexie			1			1
Harrison, Isabelle			1			1
Nurse, Kia				1		1
Sims, Odyssey			3	4	1	8
Smith, NaLyssa		1				1
Taylor, Asia					1	1

800+ LEADERBOARD POINTS

Player	2022	2023	2024	2025	2026	Total
Harrison, Isabelle			1			1
Sims, Odyssey			1	2	1	4
Smith, NaLyssa		1				1

900+ LEADERBOARD POINTS

Player	2022	2023	2024	2025	2026	Total
Sims, Odyssey				1		1

DOUBLE-DOUBLES

Player	2022	2023	2024	2025	2026	Total
Bell, Kierstan		3	1			4
Clark, Alysha				1		1
Harrison, Dorie				1		1
Harrison, Isabelle	4	4	1	4		13
Leslie, Kiara				1		1
Morrow, Aneesah					3	3
Muldrow, Teana			1		1	2
Russell, Mercedes	3				1	4
Sims, Odyssey	2	3	6	2		13
Smith, NaLyssa		12			2	14

TRIPLE-DOUBLES

Player	2022	2023	2024	2025	2026	Total
Sims, Odyssey			2	1		3

DRAFT RESULTS • BY TEAM ORDER

WEEK ONE: FEBRUARY 4-7

ROUND	GOLD RUSH	GLOW	RHYTHM	ECLIPSE
Captain	Bria Hartley (G)	NaLyssa Smith (F)	Lexie Brown (G)	Alysha Clark (F)
1	Isabelle Harrison (F)	Tina Charles (C)	Shey Peddy (G)	Mercedes Russell (C)
2	Odyssey Sims (G)	Ariel Atkins (G)	Brianna Turner (F)	Kaitlyn Chen (G)
3	Kiah Stokes (C)	Te-Hina Paopao (G)	Bree Hall (G)	Rebekah Gardner (G)
4	Sarah Ashlee Barker (G)	Jacy Sheldon (G)	Kia Nurse (G)	Aneesah Morrow (F)
5	Dorie Harrison (F)	Emma Cannon (F)	Jaylyn Sherrod (G)	Kierstan Bell (G)
6	Aerial Powers (G)	Zia Cooke (G)	Natasha Mack (F)	Asia Taylor (F)
7	Teana Muldrow (F)	Deja Kelly (G)	Aaliyah Nye (G/F)	Kayana Traylor (G)
8	Air Hearn (G)	Grace Berger (G)	Sequoia Holmes (G)	Kiara Leslie (G)
9	Alaina Coates (C)	JoJo Lacey (G)	Rebecca Harris (G)	McKenzie Forbes (G/F)

WEEK TWO: FEBRUARY 11-14

ROUND	GOLD RUSH	GLOW	RHYTHM	ECLIPSE
Captain	Kaitlyn Chen (G)	Rebekah Gardner (G)	Aneesah Morrow (F)	Alysha Clark (F)
1	Kiah Stokes (C)	Odyssey Sims (G)	NaLyssa Smith (F)	Mercedes Russell (C)
2	Bree Hall (G)	Natasha Mack (F)	Zia Cooke (G)	Shey Peddy (G)
3	Jacy Sheldon (G)	Sarah Ashlee Barker (G)	Asia Taylor (F)	Ariel Atkins (G)
4	Kia Nurse (G)	Emma Cannon (F)	Aerial Powers (G)	Alissa Pili (F)
5	Teana Muldrow (F)	Kierstan Bell (G)	Kayana Traylor (G)	Aaliyah Nye (G/F)
6	Te-Hina Paopao (G)	McKenzie Forbes (G/F)	Brianna Turner (F)	Tina Charles (C)
7	Bria Hartley (G)	Dorie Harrison (F)	Sequoia Holmes (G)	Jaylyn Sherrod (G)
8	Kiara Leslie (G)	Grace Berger (G)	Deja Kelly (G)	JoJo Lacey (F)
9	Rebecca Harris (G)	Lexie Brown (G)	Isabelle Harrison (F)	Alaina Coates (C)

WEEK THREE: FEBRUARY 18-21

ROUND	GOLD RUSH	GLOW	RHYTHM	ECLIPSE
Captain	Odyssey Sims (G)	Natasha Mack (F)	Rebekah Gardner (G)	Shey Peddy (G)
1	Kiah Stokes (C)	Mercedes Russell (C)	Kaitlyn Chen (G)	Alysha Clark (F)
2	Kierstan Bell (G)	Kayana Traylor (G)	Emma Cannon (F)	Kia Nurse (G)
3	Te-Hina Paopao (G)	Sarah Ashlee Barker (G)	Tina Charles (C)	Teana Muldrow (F)
4	Bree Hall (G)	Asia Taylor (F)	Aaliyah Nye (G)	NaLyssa Smith (C)
5	Aneesah Morrow (F)	Dorie Harrison (F)	Zia Cooke (G)	Jacy Sheldon (G)
6	Lexie Brown (G)	Jaylyn Sherrod (G)	Brianna Turner (F)	Ariel Atkins (G)
7	Grace Berger (G)	Kiara Leslie (G)	McKenzie Forbes (G/F)	Alissa Pili (F)
8	Aerial Powers (G)	Bria Hartley (G)	Deja Kelly (G)	JoJo Lacey (F)
9	Alaina Coates (C)	Rebecca Harris (G)	Isabelle Harrison (F)	Sequoia Holmes (G)

WEEK FOUR: FEBRUARY 25-MARCH 1

ROUND	GOLD RUSH	GLOW	RHYTHM	ECLIPSE
Captain				
1				
2				
3				
4				
5				
6				
7				
8				
9				

DRAFT RESULTS • BY OVERALL ORDER

DRAFT PICK	WEEK 1	WEEK 2	WEEK 3	WEEK 4
Captain	Bria Hartley (G)	Kaitlyn Chen (G)	Odyssey Sims (G)	
Captain	NaLyssa Smith (F)	Rebekah Gardner (G)	Natasha Mack (F)	
Captain	Lexie Brown (G)	Aneesah Morrow (F)	Rebekah Gardner (G)	
Captain	Alysha Clark (F)	Alysha Clark (F)	Shey Peddy (G)	
1	Mercedes Russell (C)	Mercedes Russell (C)	Alysha Clark (F)	
2	Shey Peddy (G)	NaLyssa Smith (F)	Kaitlyn Chen (G)	
3	Tina Charles (C)	Odyssey Sims (G)	Mercedes Russell (C)	
4	Isabelle Harrison (F)	Kiah Stokes (C)	Kiah Stokes (C)	
5	Odyssey Sims (G)	Bree Hall (G)	Kierstan Bell (G)	
6	Ariel Atkins (G)	Natasha Mack (F)	Kayana Traylor (G)	
7	Brianna Turner (F)	Zia Cooke (G)	Emma Cannon (F)	
8	Kaitlyn Chen (G)	Shey Peddy (G)	Kia Nurse (G)	
9	Rebekah Gardner (G)	Ariel Atkins (G)	Teana Muldrow (F)	
10	Bree Hall (G)	Asia Taylor (F)	Tina Charles (C)	
11	Te-Hina Paopao (G)	Sarah Ashlee Baker (G)	Sarah Ashlee Barker (G)	
12	Kiah Stokes (C)	Jacy Sheldon (G)	Te-Hina Paopao (G)	
13	Sarah Ashlee Barker (G)	Kia Nurse (G)	Bree Hall (G)	
14	Jacy Sheldon (G)	Emma Cannon (F)	Asia Taylor (F)	
15	Kia Nurse (G)	Aerial Powers (G)	Aaliyah Nye (G)	
16	Aneesah Morrow (F)	Alissa Pili (F)	NaLyssa Smith (C)	
17	Kierstan Bell (G)	Aaliyah Nye (G/F)	Jacy Sheldon (G)	
18	Jaylyn Sherrod (G)	Kayana Traylor (G)	Zia Cooke (G)	
19	Emma Cannon (F)	Kierstan Bell (G)	Dorie Harrison (F)	
20	Dorie Harrison (F)	Teana Muldrow (F)	Aneesah Morrow (F)	
21	Aerial Powers (G)	Te-Hina Paopao (G)	Lexie Brown (G)	
22	Zia Cooke (G)	McKenzie Forbes (G/F)	Jaylyn Sherrod (G)	
23	Natasha Mack (F)	Brianna Turner (F)	Brianna Turner (F)	
24	Asia Taylor (F)	Tina Charles (C)	Ariel Atkins (G)	
25	Kayana Traylor (G)	Jaylyn Sherrod (G)	Alissa Pili (F)	
26	Aaliyah Nye (G/F)	Sequoia Holmes (G)	McKenzie Forbes (G/F)	
27	Deja Kelly (G)	Dorie Harrison (F)	Kiara Leslie (G)	
28	Teana Muldrow (F)	Bria Hartley (G)	Grace Berger (G)	
29	Air Hearn (G)	Kiara Leslie (G)	Aerial Powers (G)	
30	Grace Berger (G)	Grace Berger (G)	Bria Hartley (G)	
31	Sequoia Holmes (G)	Deja Kelly (G)	Deja Kelly (G)	
32	Kiara Leslie (G)	JoJo Lacey (F)	JoJo Lacey (F)	
33	McKenzie Forbes (G/F)	Alaina Coates (C)	Sequoia Holmes (G)	
34	Rebecca Harris (G)	Isabelle Harrison (F)	Isabelle Harrison (F)	
35	JoJo Lacey (G)	Lexie Brown (G)	Rebecca Harris (G)	
36	Alaina Coates (C)	Rebecca Harris (G)	Alaina Coates (C)	

#0 • JAYLYN SHERROD • GUARD • 5-7 • BIRMINGHAM, ALA. • COLORADO • SHE/HER



SEASON HIGHS			
Statistic	No.	Opponent	Date
Points	14	Eclipse	February 7, 2026
FG Made	5	Eclipse	February 7, 2026
FG Attempts	12	Eclipse	February 7, 2026
3-Pt. FG Made	-		
3-Pt. FG Attempts	2	Three times	
FT Made	4	Two times	
FT Attempts	6	Rhythm	February 14, 2026
Rebounds	7	Eclipse	February 7, 2026
Assists	5	Eclipse	February 7, 2026
Turnovers	2	Three times	
Blocks	-		
Steals	3	Glow	February 4, 2026
Minutes	28	Eclipse	February 7, 2026
Leaderboard Points	434	Gold Rush	February 11, 2026

CAREER HIGHS			
Statistic	No.	Opponent	Date
Points	14	Eclipse	February 7, 2026
FG Made	5	Two times	
FG Attempts	12	Two times	
3-Pt. FG Made	2	Two times	
3-Pt. FG Attempts	4	Two times	
FT Made	4	Three times	
FT Attempts	6	Rhythm	February 14, 2026
Rebounds	7	Eclipse	February 7, 2026
Assists	5	Two times	
Turnovers	3	Three times	
Blocks	1	Two times	
Steals	3	Glow	February 4, 2026
Minutes	33	Two times	
Leaderboard Points	467	Team Harrison	February 19, 2025

GAME-BY-GAME LOGS

Date	Opponent	LPTS	GP	GS	MP	FGM	FGA	3FGM	3FGA	FTM	FTA	OR	DR	REB	FC	FD	A	TO	BLK	STL	PTS	Notes
February 4	Glow	169	1	0	18	2	7	0	2	3	4	0	1	1	1	3	1	1	0	3	7	
February 6	Gold Rush	176	1	0	13	1	5	0	2	4	4	0	4	4	2	3	2	1	0	1	6	
February 7	Eclipse	377	1	0	28	5	12	0	1	4	5	2	5	7	3	4	5	2	0	1	14	MVP 2
February 11	Gold Rush	434	1	0	14	3	6	0	2	0	2	0	0	0	1	3	1	2	0	1	6	
February 13	Glow	65	1	0	15	1	5	0	1	1	2	0	1	1	1	2	4	2	0	0	3	
February 14	Rhythm	401	1	0	16	1	3	0	0	3	6	0	1	1	2	3	2	0	0	2	5	
February 18																						
February 20																						
February 21																						
February 25																						
February 26																						
March 1																						

#1 • TE-HINA PAOPAO • GUARD • 5-9 • OCEANSIDE, CALIF. • SOUTH CAROLINA • SHE/HER



SEASON HIGHS			
Statistic	No.	Opponent	Date
Points	12	Glow	February 14, 2026
FG Made	5	Glow	February 14, 2026
FG Attempts	8	Eclipse	February 11, 2026
3-Pt. FG Made	2	Three times	
3-Pt. FG Attempts	6	Two times	
FT Made	2	Eclipse	February 6, 2026
FT Attempts	2	Eclipse	February 6, 2026
Rebounds	3	Two times	
Assists	5	Gold Rush	February 7, 2026
Turnovers	2	Gold Rush	February 7, 2026
Blocks	1	Gold Rush	February 7, 2026
Steals	4	Eclipse	February 6, 2026
Minutes	27	Rhythm	February 4, 2026
Leaderboard Points	378	Rhythm	February 4, 2026

CAREER HIGHS			
Statistic	No.	Opponent	Date
Points	12	Glow	February 14, 2026
FG Made	5	Glow	February 14, 2026
FG Attempts	8	Eclipse	February 11, 2026
3-Pt. FG Made	2	Three times	
3-Pt. FG Attempts	6	Two times	
FT Made	2	Eclipse	February 6, 2026
FT Attempts	2	Eclipse	February 6, 2026
Rebounds	3	Two times	
Assists	5	Gold Rush	February 7, 2026
Turnovers	2	Gold Rush	February 7, 2026
Blocks	1	Gold Rush	February 7, 2026
Steals	4	Eclipse	February 6, 2026
Minutes	27	Rhythm	February 4, 2026
Leaderboard Points	378	Rhythm	February 4, 2026

GAME-BY-GAME LOGS

Date	Opponent	LPTS	GP	GS	MP	FGM	FGA	3FGM	3FGA	FTM	FTA	OR	DR	REB	FC	FD	A	TO	BLK	STL	PTS	Notes
February 4	Rhythm	378	1	1	27	3	6	2	4	0	0	0	2	2	4	0	3	0	0	2	8	
February 6	Eclipse	88	1	1	20	1	7	0	3	2	2	1	0	1	2	1	1	0	0	4	4	
February 7	Gold Rush	327	1	1	19	1	6	1	6	0	0	0	3	3	4	1	5	2	1	2	3	
February 11	Eclipse	37	1	0	18	2	8	0	3	0	0	2	1	3	1	0	4	0	0	0	4	
February 13	Rhythm	340	1	0	19	2	7	2	6	0	0	0	2	2	0	0	2	0	0	0	6	
February 14	Glow	195	1	0	18	5	6	2	3	0	0	0	1	1	0	0	1	0	0	1	12	
February 18																						
February 20																						
February 21																						
February 25																						
February 26																						
March 1																						

#2 • ISABELLE HARRISON • FORWARD • 6-3 • NASHVILLE, TENN. • TENNESSEE • SHE/HER



SEASON HIGHS			
Statistic	No.	Opponent	Date
Points	4	Eclipse	February 4, 2026
FG Made	1	Eclipse	February 4, 2026
FG Attempts	5	Eclipse	February 4, 2026
3-Pt. FG Made	-		
3-Pt. FG Attempts	-		
FT Made	-		
FT Attempts	2	Eclipse	February 4, 2026
Rebounds	2	Eclipse	February 4, 2026
Assists	-		
Turnovers	-		
Blocks	-		
Steals	-		
Minutes	8	Eclipse	February 4, 2026
Leaderboard Points	300	Rhythm	February 6, 2026

CAREER HIGHS			
Statistic	No.	Opponent	Date
Points	41	Team T. Mitchell	March 14, 2024
FG Made	16	Team T. Mitchell	March 14, 2024
FG Attempts	25	Team Sims	March 22, 2023
3-Pt. FG Made	4	Team Harris	February 14, 2025
3-Pt. FG Attempts	7	Team Harris	February 14, 2025
FT Made	10	Three times	
FT Attempts	12	Team Sims	March 8, 2023
Rebounds	14	Team Bradford	February 27, 2025
Assists	8	Team Cloud	February 16, 2022
Turnovers	6	Team Hillmon	March 18, 2023
Blocks	3	Team Sims	February 18, 2022
Steals	4	Two times	
Minutes	45	Team Russell	January 28, 2022
Leaderboard Points	832	Team T. Mitchell	March 14, 2024

GAME-BY-GAME LOGS

Date	Opponent	LPTS	GP	GS	MP	FGM	FGA	3FGM	3FGA	FTM	FTA	OR	DR	REB	FC	FD	A	TO	BLK	STL	PTS	Notes
February 4	Eclipse	8	1	1	7	1	5	0	0	2	4	2	0	2	0	2	0	0	0	0	4	
February 6	Rhythm	300																				DID NOT PLAY (INACTIVE)
February 7	Glow	120																				DID NOT PLAY (INACTIVE)
February 11	Glow	60																				DID NOT PLAY (INACTIVE)
February 13	Gold Rush	120																				DID NOT PLAY (INACTIVE)
February 14	Eclipse	60																				DID NOT PLAY (INACTIVE)
February 18																						
February 20																						
February 21																						
February 25																						
February 26																						
March 1																						

#4 • LEXIE BROWN • GUARD • 5-9 • SUWANEE, GA. • DUKE • SHE/HER



SEASON HIGHS			
Statistic	No.	Opponent	Date
Points	15	Gold Rush	February 6, 2026
FG Made	6	Gold Rush	February 6, 2026
FG Attempts	12	Gold Rush	February 6, 2026
3-Pt. FG Made	3	Gold Rush	February 6, 2026
3-Pt. FG Attempts	5	Gold Rush	February 6, 2026
FT Made	-		
FT Attempts	-		
Rebounds	2	Two times	
Assists	4	Gold Rush	February 6, 2026
Turnovers	2	Gold Rush	February 6, 2026
Blocks	1	Gold Rush	February 6, 2026
Steals	2	Gold Rush	February 6, 2026
Minutes	25	Gold Rush	February 6, 2026
Leaderboard Points	401	Rhythm	February 11, 2026

CAREER HIGHS			
Statistic	No.	Opponent	Date
Points	27	Team Gray	March 9, 2024
FG Made	9	Two times	
FG Attempts	21	Team Siegrist	March 1, 2025
3-Pt. FG Made	6	Three times	
3-Pt. FG Attempts	10	Team Sims	February 24, 2023
FT Made	11	Team T. Mitchell	March 7, 2024
FT Attempts	13	Team T. Mitchell	March 7, 2024
Rebounds	10	Team Russell	February 4, 2022
Assists	11	Team T. Mitchell	March 14, 2024
Turnovers	5	Two times	
Blocks	2	Team Sims	March 10, 2023
Steals	5	Three times	
Minutes	44	Team Carrington	January 28, 2022
Leaderboard Points	715	Team Gray	March 9, 2024

GAME-BY-GAME LOGS

Date	Opponent	LPTS	GP	GS	MP	FGM	FGA	3FGM	3FGA	FTM	FTA	OR	DR	REB	FC	FD	A	TO	BLK	STL	PTS	Notes
February 4	Glow	112	1	1	3	0	0	0	0	0	0	0	0	0	1	0	1	1	0	0	0	
February 6	Gold Rush	267	1	1	25	6	12	3	5	0	0	1	1	2	2	2	4	2	1	2	15	
February 7	Eclipse	168	1	1	8	0	2	0	1	0	0	0	2	2	2	1	1	0	0	0	0	
February 11	Rhythm	401	1	0	17	3	6	0	3	0	0	0	1	1	2	2	1	1	0	1	6	
February 13	Eclipse	360																				DID NOT PLAY (INACTIVE)
February 14	Gold Rush	360																				DID NOT PLAY (INACTIVE)
February 18																						
February 20																						
February 21																						
February 25																						
February 26																						
March 1																						

#5 • NALYSSA SMITH • FORWARD • 6-4 • CONVERSE, TEXAS • BAYLOR • SHE/HER



SEASON HIGHS			
Statistic	No.	Opponent	Date
Points	19	Two times	
FG Made	8	Glow	February 11, 2026
FG Attempts	16	Gold Rush	February 13, 2026
3-Pt. FG Made	2	Eclipse	February 14, 2026
3-Pt. FG Attempts	3	Eclipse	February 14, 2026
FT Made	5	Eclipse	February 6, 2026
FT Attempts	10	Eclipse	February 6, 2026
Rebounds	16	Rhythm	February 4, 2026
Assists	3	Eclipse	February 6, 2026
Turnovers	4	Eclipse	February 6, 2026
Blocks	2	Glow	February 11, 2026
Steals	2	Eclipse	February 6, 2026
Minutes	31	Rhythm	February 4, 2026
Leaderboard Points	520	Rhythm	February 4, 2026

CAREER HIGHS			
Statistic	No.	Opponent	Date
Points	50	Team Sims	March 25, 2023
FG Made	20	Team Sims	March 25, 2023
FG Attempts	27	Team Sims	March 25, 2023
3-Pt. FG Made	2	Team Hillmon	March 4, 2023
3-Pt. FG Attempts	4	Six times	
FT Made	12	Two times	
FT Attempts	15	Two times	
Rebounds	18	Team Bell	March 15, 2023
Assists	4	Two times	
Turnovers	4	Six times	
Blocks	2	Four times	
Steals	2	Two times	
Minutes	40	Two times	
Leaderboard Points	863	Team Sims	March 25, 2023

GAME-BY-GAME LOGS

Date	Opponent	LPTS	GP	GS	MP	FGM	FGA	3FGM	3FGA	FTM	FTA	OR	DR	REB	FC	FD	A	TO	BLK	STL	PTS	Notes
February 4	Rhythm	520	1	1	31	6	9	1	1	3	7	4	12	16	3	8	1	2	0	1	16	MVP 3
February 6	Eclipse	220	1	1	37	7	11	0	0	5	10	4	6	10	5	7	3	4	0	2	19	
February 7	Gold Rush	293	1	1	25	3	7	0	0	0	2	0	3	3	3	3	0	2	1	0	6	
February 11	Glow	224	1	1	29	8	15	0	1	1	3	4	2	6	1	3	2	1	2	0	17	
February 13	Gold Rush	194	1	1	30	6	16	0	1	3	4	2	2	4	3	2	2	0	0	0	15	
February 14	Eclipse	177	1	1	28	7	13	2	3	3	4	0	3	3	4	5	1	3	1	0	19	
February 18																						
February 20																						
February 21																						
February 25																						
February 26																						
March 1																						

#6 • AALIYAH NYE • GUARD/FORWARD • 6-0 • HUNTSVILLE, ALA. • ALABAMA • SHE/HER




SEASON HIGHS			
Statistic	No.	Opponent	Date
Points	19	Rhythm	February 14, 2026
FG Made	6	Rhythm	February 14, 2026
FG Attempts	10	Eclipse	February 7, 2026
3-Pt. FG Made	2	Three times	
3-Pt. FG Attempts	5	Two times	
FT Made	5	Rhythm	February 14, 2026
FT Attempts	7	Rhythm	February 14, 2026
Rebounds	5	Two times	
Assists	5	Rhythm	February 14, 2026
Turnovers	3	Glow	February 4, 2026
Blocks	2	Two times	
Steals	3	Rhythm	February 14, 2026
Minutes	36	Rhythm	February 14, 2026
Leaderboard Points	663	Rhythm	February 14, 2026

CAREER HIGHS			
Statistic	No.	Opponent	Date
Points	19	Rhythm	February 14, 2026
FG Made	6	Rhythm	February 14, 2026
FG Attempts	10	Eclipse	February 7, 2026
3-Pt. FG Made	2	Three times	
3-Pt. FG Attempts	5	Two times	
FT Made	5	Rhythm	February 14, 2026
FT Attempts	7	Rhythm	February 14, 2026
Rebounds	5	Two times	
Assists	5	Rhythm	February 14, 2026
Turnovers	3	Glow	February 4, 2026
Blocks	2	Two times	
Steals	3	Rhythm	February 14, 2026
Minutes	36	Rhythm	February 14, 2026
Leaderboard Points	663	Rhythm	February 14, 2026

GAME-BY-GAME LOGS

Date	Opponent	LPTS	GP	GS	MP	FGM	FGA	3FGM	3FGA	FTM	FTA	OR	DR	REB	FC	FD	A	TO	BLK	STL	PTS	Notes
February 4	Glow	121	1	0	25	2	7	1	3	2	2	0	3	3	3	0	1	3	1	0	7	
February 6	Gold Rush	146	1	0	17	2	6	0	2	0	1	2	0	2	1	1	1	1	0	2	4	
February 7	Eclipse	257	1	0	25	5	10	2	5	0	0	0	1	1	1	0	1	1	0	1	12	
February 11	Gold Rush	421	1	0	21	1	7	1	5	1	2	0	5	5	1	1	0	2	2	1	4	
February 13	Glow	132	1	0	26	2	6	2	3	1	2	1	4	5	0	3	0	1	2	0	7	
February 14	Rhythm	663	1	1	36	6	9	2	4	5	7	0	1	1	1	4	5	0	1	3	19	MVP 2
February 18																						
February 20																						
February 21																						
February 25																						
February 26																						
March 1																						

#7 • ALYSHA CLARK • FORWARD • 5-11 • MOUNT JULIET, TENN. • MIDDLE TENNESSEE • SHE/HER



SEASON HIGHS			
Statistic	No.	Opponent	Date
Points	17	Glow	February 13, 2026
FG Made	6	Glow	February 13, 2026
FG Attempts	14	Glow	February 13, 2026
3-Pt. FG Made	3	Glow	February 13, 2026
3-Pt. FG Attempts	6	Rhythm	February 14, 2026
FT Made	4	Rhythm	February 7, 2026
FT Attempts	4	Rhythm	February 7, 2026
Rebounds	9	Gold Rush	February 11, 2026
Assists	5	Two times	
Turnovers	4	Gold Rush	February 11, 2026
Blocks	-		
Steals	2	Gold Rush	February 11, 2026
Minutes	33	Rhythm	February 14, 2026
Leaderboard Points	549	Gold Rush	February 4, 2026

CAREER HIGHS			
Statistic	No.	Opponent	Date
Points	21	Team Siegrist	February 20, 2025
FG Made	9	Two times	
FG Attempts	17	Team Harrison	February 5, 2025
3-Pt. FG Made	3	Three times	
3-Pt. FG Attempts	7	Team Harrison	February 23, 2025
FT Made	2	Two times	
FT Attempts	4	Two times	
Rebounds	14	Team Siegrist	February 20, 2025
Assists	5	Two times	
Turnovers	2	Team Bell	February 8, 2025
Blocks	2	Team Siegrist	February 20, 2025
Steals	3	Team Harris	March 1, 2025
Minutes	40	Team Siegrist	February 20, 2025
Leaderboard Points	626	Team Harrison	February 23, 2025

GAME-BY-GAME LOGS

Date	Opponent	LPTS	GP	GS	MP	FGM	FGA	3FGM	3FGA	FTM	FTA	OR	DR	REB	FC	FD	A	TO	BLK	STL	PTS	Notes
February 4	Gold Rush	549	1	1	17	4	9	1	5	0	0	2	1	3	2	3	5	0	0	1	9	
February 6	Glow	431	1	1	25	2	4	0	1	0	0	1	3	4	2	2	4	1	0	0	4	
February 7	Rhythm	340	1	1	31	2	9	1	3	4	4	1	4	5	3	5	5	0	0	0	9	
February 11	Gold Rush	460	1	1	25	3	9	2	5	0	0	1	8	9	3	1	1	4	0	2	8	
February 13	Glow	151	1	1	32	6	14	3	5	2	3	0	3	3	5	4	3	1	0	0	17	
February 14	Rhythm	471	1	1	33	4	10	1	6	0	1	2	5	7	2	2	4	0	0	1	9	
February 18																						
February 20																						
February 21																						
February 25																						
February 26																						
March 1																						

#8 • SEQUOIA HOLMES • GUARD • 6-1 • LAS VEGAS, NEV. • UNLV • SHE/HER



SEASON HIGHS			
Statistic	No.	Opponent	Date
Points	6	Gold Rush	February 13, 2026
FG Made	2	Gold Rush	February 13, 2026
FG Attempts	8	Eclipse	February 7, 2026
3-Pt. FG Made	1	Four times	
3-Pt. FG Attempts	4	Gold Rush	February 6, 2026
FT Made	1	Two times	
FT Attempts	2	Two times	
Rebounds	6	Eclipse	February 7, 2026
Assists	1	Three times	
Turnovers	2	Two times	
Blocks	1	Gold Rush	February 6, 2026
Steals	2	Gold Rush	February 13, 2026
Minutes	16	Gold Rush	February 13, 2026
Leaderboard Points	190	Eclipse	February 7, 2026

CAREER HIGHS			
Statistic	No.	Opponent	Date
Points	14	Two times	
FG Made	5	Team K. Mitchell	February 29, 2024
FG Attempts	11	Team K. Mitchell	February 29, 2024
3-Pt. FG Made	4	Two times	
3-Pt. FG Attempts	8	Team Siegrist	February 19, 2025
FT Made	3	Team Cloud	March 22, 2024
FT Attempts	3	Two times	
Rebounds	7	Two times	
Assists	5	Team Sims	February 20, 2025
Turnovers	3	Two times	
Blocks	3	Team K. Mitchell	February 29, 2024
Steals	3	Two times	
Minutes	38	Team Sims	February 20, 2025
Leaderboard Points	537	Team K. Mitchell	February 29, 2024

GAME-BY-GAME LOGS

Date	Opponent	LPTS	GP	GS	MP	FGM	FGA	3FGM	3FGA	FTM	FTA	OR	DR	REB	FC	FD	A	TO	BLK	STL	PTS	Notes
February 4	Glow	47	1	0	9	0	5	0	3	0	0	0	1	1	1	0	0	2	0	0	0	
February 6	Gold Rush	126	1	0	14	1	5	1	4	0	0	0	2	2	1	1	0	0	1	0	3	
February 7	Eclipse	190	1	0	14	1	8	0	2	0	0	2	4	6	2	2	1	0	0	1	2	
February 11	Glow	65	1	0	10	1	2	1	2	0	0	0	1	1	0	0	0	2	0	0	3	
February 13	Gold Rush	175	1	0	16	2	4	1	1	1	2	0	1	1	1	2	1	1	0	2	6	
February 14	Eclipse	56	1	0	10	1	4	1	2	1	2	0	0	0	1	1	1	0	0	0	4	
February 18																						
February 20																						
February 21																						
February 25																						
February 26																						
March 1																						

#9 • BRIANNA TURNER • FORWARD • 5-11 • PEARLAND, TEXAS • NOTRE DAME • SHE/HER



SEASON HIGHS			
Statistic	No.	Opponent	Date
Points	7	Glow	February 4, 2026
FG Made	3	Glow	February 4, 2026
FG Attempts	8	Glow	February 4, 2026
3-Pt. FG Made	1	Glow	February 4, 2026
3-Pt. FG Attempts	3	Glow	February 4, 2026
FT Made	-		
FT Attempts	-		
Rebounds	11	Glow	February 4, 2026
Assists	3	Glow	February 4, 2026
Turnovers	4	Eclipse	February 7, 2026
Blocks	2	Glow	February 4, 2026
Steals	1	Two times	
Minutes	35	Glow	February 4, 2026
Leaderboard Points	229	Glow	February 4, 2026

CAREER HIGHS			
Statistic	No.	Opponent	Date
Points	7	Glow	February 4, 2026
FG Made	3	Glow	February 4, 2026
FG Attempts	8	Glow	February 4, 2026
3-Pt. FG Made	1	Glow	February 4, 2026
3-Pt. FG Attempts	3	Glow	February 4, 2026
FT Made	-		
FT Attempts	-		
Rebounds	11	Glow	February 4, 2026
Assists	3	Glow	February 4, 2026
Turnovers	4	Eclipse	February 7, 2026
Blocks	2	Glow	February 4, 2026
Steals	1	Two times	
Minutes	35	Glow	February 4, 2026
Leaderboard Points	229	Glow	February 4, 2026

GAME-BY-GAME LOGS

Date	Opponent	LPTS	GP	GS	MP	FGM	FGA	3FGM	3FGA	FTM	FTA	OR	DR	REB	FC	FD	A	TO	BLK	STL	PTS	Notes
February 4	Glow	229	1	1	35	3	8	1	3	0	0	2	9	11	3	1	3	2	2	1	7	
February 6	Gold Rush	156	1	1	28	0	2	0	0	0	0	1	6	7	1	1	2	1	1	0	0	
February 7	Eclipse	149	1	1	15	1	1	0	0	0	0	0	1	1	1	0	0	4	0	0	2	
February 11	Glow	56	1	0	15	0	0	0	0	0	0	2	0	2	2	0	0	1	1	0	0	
February 13	Gold Rush	174	1	0	13	2	3	0	0	0	0	1	2	3	1	0	2	1	0	1	4	
February 14	Eclipse	47	1	0	11	0	1	0	1	0	0	0	1	1	1	0	1	1	0	0	0	
February 18																						
February 20																						
February 21																						
February 25																						
February 26																						
March 1																						

#10 • BREE HALL • GUARD • 6-1 • DAYTON, OHIO • SOUTH CAROLINA • SHE/HER



SEASON HIGHS			
Statistic	No.	Opponent	Date
Points	25	Eclipse	February 7, 2026
FG Made	10	Eclipse	February 7, 2026
FG Attempts	14	Two times	
3-Pt. FG Made	3	Glow	February 4, 2026
3-Pt. FG Attempts	8	Glow	February 4, 2026
FT Made	3	Three times	
FT Attempts	7	Eclipse	February 7, 2026
Rebounds	5	Two times	
Assists	2	Eclipse	February 7, 2026
Turnovers	3	Glow	February 4, 2026
Blocks	2	Rhythm	February 13, 2026
Steals	1	Four times	
Minutes	30	Eclipse	February 7, 2026
Leaderboard Points	501	Eclipse	February 7, 2026

CAREER HIGHS			
Statistic	No.	Opponent	Date
Points	25	Eclipse	February 7, 2026
FG Made	10	Eclipse	February 7, 2026
FG Attempts	14	Two times	
3-Pt. FG Made	3	Glow	February 4, 2026
3-Pt. FG Attempts	8	Glow	February 4, 2026
FT Made	3	Three times	
FT Attempts	7	Eclipse	February 7, 2026
Rebounds	5	Two times	
Assists	2	Eclipse	February 7, 2026
Turnovers	3	Glow	February 4, 2026
Blocks	2	Rhythm	February 13, 2026
Steals	1	Four times	
Minutes	30	Eclipse	February 7, 2026
Leaderboard Points	501	Eclipse	February 7, 2026

GAME-BY-GAME LOGS

Date	Opponent	LPTS	GP	GS	MP	FGM	FGA	3FGM	3FGA	FTM	FTA	OR	DR	REB	FC	FD	A	TO	BLK	STL	PTS	Notes
February 4	Glow	190	1	1	23	6	14	3	8	2	3	0	4	4	3	3	0	3	1	1	17	
February 6	Gold Rush	69	1	0	9	0	5	0	1	0	0	4	1	5	4	1	1	2	0	0	0	
February 7	Eclipse	501	1	0	30	10	14	2	5	3	7	2	3	5	0	4	2	1	0	0	25	MVP 1
February 11	Eclipse	-3	1	1	20	2	9	0	5	3	4	0	3	3	2	2	0	1	0	1	7	
February 13	Rhythm	369	1	1	21	5	9	2	5	0	0	0	3	3	4	1	0	2	2	1	12	
February 14	Glow	145	1	1	24	4	10	1	5	3	3	0	1	1	1	2	1	0	0	1	12	
February 18																						
February 20																						
February 21																						
February 25																						
February 26																						
March 1																						

#11 • KIA NURSE • GUARD • 6-0 • HAMILTON, ONTARIO, CANADA • UCONN • SHE/HER



SEASON HIGHS			
Statistic	No.	Opponent	Date
Points	22	Two times	
FG Made	8	Glow	February 14, 2026
FG Attempts	23	Glow	February 4, 2026
3-Pt. FG Made	5	Rhythm	February 13, 2026
3-Pt. FG Attempts	11	Gold Rush	February 6, 2026
FT Made	5	Two times	
FT Attempts	7	Eclipse	February 7, 2026
Rebounds	4	Two times	
Assists	2	Two times	
Turnovers	6	Glow	February 14, 2026
Blocks	-		
Steals	1	Two times	
Minutes	31	Two times	
Leaderboard Points	461	Rhythm	February 13, 2026

CAREER HIGHS			
Statistic	No.	Opponent	Date
Points	35	Team Siegrist	February 12, 2025
FG Made	11	Team Siegrist	February 12, 2025
FG Attempts	23	Glow	February 4, 2026
3-Pt. FG Made	6	Two times	
3-Pt. FG Attempts	11	Two times	
FT Made	7	Four times	
FT Attempts	9	Two times	
Rebounds	9	Team Bradford	February 14, 2025
Assists	7	Team Harris	February 15, 2025
Turnovers	6	Glow	February 14, 2026
Blocks	2	Team Harris	March 1, 2025
Steals	2	Three times	
Minutes	40	Team Harris	March 1, 2025
Leaderboard Points	739	Team Bell	February 5, 2025

GAME-BY-GAME LOGS

Date	Opponent	LPTS	GP	GS	MP	FGM	FGA	3FGM	3FGA	FTM	FTA	OR	DR	REB	FC	FD	A	TO	BLK	STL	PTS	Notes
February 4	Glow	281	1	1	28	7	23	3	9	5	6	1	3	4	1	6	2	1	0	0	22	MVP 2
February 6	Gold Rush	243	1	1	31	7	19	4	11	4	4	0	1	1	3	3	1	1	0	0	22	MVP 3
February 7	Eclipse	188	1	1	31	2	9	1	6	5	7	1	2	3	1	4	2	5	0	0	10	
February 11	Eclipse	111	1	1	18	5	10	4	6	2	2	1	1	2	1	1	0	1	0	0	16	
February 13	Rhythm	461	1	1	25	6	17	5	10	4	4	1	3	4	2	3	1	1	0	1	21	MVP 3
February 14	Glow	243	1	1	25	8	15	4	10	0	0	0	3	3	1	1	1	6	0	1	20	MVP 1
February 18																						
February 20																						
February 21																						
February 25																						
February 26																						
March 1																						

#12 • MCKENZIE FORBES • GUARD/FORWARD • 6-0 • FOLSOM, CALIF. • USC/HARVARD • SHE/HER



SEASON HIGHS			
Statistic	No.	Opponent	Date
Points	11	Rhythm	February 11, 2026
FG Made	4	Rhythm	February 11, 2026
FG Attempts	11	Gold Rush	February 14, 2026
3-Pt. FG Made	3	Rhythm	February 11, 2026
3-Pt. FG Attempts	6	Gold Rush	February 14, 2026
FT Made	-		
FT Attempts	-		
Rebounds	6	Gold Rush	February 14, 2026
Assists	3	Two times	
Turnovers	1	Two times	
Blocks	2	Rhythm	February 7, 2026
Steals	1	Rhythm	February 7, 2026
Minutes	24	Gold Rush	February 14, 2026
Leaderboard Points	467	Rhythm	February 11, 2026

CAREER HIGHS			
Statistic	No.	Opponent	Date
Points	12	Team Harrison	February 19, 2025
FG Made	5	Team Harrison	February 19, 2025
FG Attempts	13	Team Harrison	February 19, 2025
3-Pt. FG Made	3	Rhythm	February 11, 2026
3-Pt. FG Attempts	7	Team Westbrook	February 5, 2025
FT Made	4	Team Caldwell	February 20, 2025
FT Attempts	4	Team Caldwell	February 20, 2025
Rebounds	6	Gold Rush	February 14, 2026
Assists	4	Team Harrison	February 19, 2025
Turnovers	2	Team Caldwell	February 20, 2025
Blocks	2	Rhythm	February 7, 2026
Steals	2	Team Harris	February 27, 2025
Minutes	26	Team Caldwell	February 20, 2025
Leaderboard Points	573	Team Harrison	February 19, 2025

GAME-BY-GAME LOGS

Date	Opponent	LPTS	GP	GS	MP	FGM	FGA	3FGM	3FGA	FTM	FTA	OR	DR	REB	FC	FD	A	TO	BLK	STL	PTS	Notes
February 4	Gold Rush	452	1	0	16	1	3	1	3	0	0	0	0	0	1	0	3	0	0	0	3	
February 6	Glow	372	1	0	14	0	2	0	1	0	0	1	0	1	1	0	3	0	0	0	0	
February 7	Rhythm	256	1	0	8	1	4	1	2	0	0	0	0	0	1	1	0	0	2	0	3	
February 11	Rhythm	467	1	0	17	4	6	3	5	0	0	0	1	1	1	0	2	1	0	1	11	
February 13	Eclipse	342	1	0	18	1	6	1	4	0	0	0	0	0	1	0	1	0	0	0	3	
February 14	Gold Rush	405	1	0	24	3	11	2	6	0	0	1	5	6	1	2	2	1	0	0	8	
February 18																						
February 20																						
February 21																						
February 25																						
February 26																						
March 1																						

#13 • SARAH ASHLEE BARKER • GUARD • 6-0 • BIRMINGHAM, ALA. • ALABAMA • SHE/HER



SEASON HIGHS			
Statistic	No.	Opponent	Date
Points	16	Glow	February 7, 2026
FG Made	6	Glow	February 7, 2026
FG Attempts	12	Rhythm	February 6, 2026
3-Pt. FG Made	3	Glow	February 7, 2026
3-Pt. FG Attempts	5	Two times	
FT Made	2	Three times	
FT Attempts	4	Eclipse	February 13, 2026
Rebounds	8	Eclipse	February 4, 2026
Assists	5	Glow	February 7, 2026
Turnovers	3	Two times	
Blocks	2	Rhythm	February 6, 2026
Steals	3	Two times	
Minutes	37	Rhythm	February 6, 2026
Leaderboard Points	502	Eclipse	February 13, 2026

CAREER HIGHS			
Statistic	No.	Opponent	Date
Points	16	Glow	February 7, 2026
FG Made	6	Glow	February 7, 2026
FG Attempts	12	Rhythm	February 6, 2026
3-Pt. FG Made	3	Glow	February 7, 2026
3-Pt. FG Attempts	5	Two times	
FT Made	2	Three times	
FT Attempts	4	Eclipse	February 13, 2026
Rebounds	8	Eclipse	February 4, 2026
Assists	5	Glow	February 7, 2026
Turnovers	3	Two times	
Blocks	2	Rhythm	February 6, 2026
Steals	3	Two times	
Minutes	37	Rhythm	February 6, 2026
Leaderboard Points	502	Eclipse	February 13, 2026

GAME-BY-GAME LOGS

Date	Opponent	LPTS	GP	GS	MP	FGM	FGA	3FGM	3FGA	FTM	FTA	OR	DR	REB	FC	FD	A	TO	BLK	STL	PTS	Notes
February 4	Eclipse	50	1	1	29	2	7	1	3	1	2	2	6	8	4	2	3	1	0	0	6	
February 6	Rhythm	435	1	1	37	5	12	2	5	1	1	0	3	3	2	3	4	3	2	3	13	
February 7	Glow	339	1	1	34	6	10	3	5	1	2	0	5	5	5	1	5	0	0	1	16	MVP 2
February 11	Rhythm	496	1	1	24	5	8	1	2	2	2	0	4	4	1	1	3	1	0	0	13	
February 13	Eclipse	502	1	1	29	4	6	2	4	2	4	0	4	4	1	3	2	2	0	3	12	
February 14	Gold Rush	462	1	1	25	5	11	0	4	2	2	0	6	6	0	2	1	3	1	1	12	
February 18																						
February 20																						
February 21																						
February 25																						
February 26																						
March 1																						

#14 • ZIA COOKE • GUARD • 5-9 • TOLEDO, OHIO • SOUTH CAROLINA • SHE/HER



SEASON HIGHS			
Statistic	No.	Opponent	Date
Points	25	Eclipse	February 6, 2026
FG Made	8	Eclipse	February 6, 2026
FG Attempts	21	Glow	February 11, 2026
3-Pt. FG Made	4	Eclipse	February 6, 2026
3-Pt. FG Attempts	8	Glow	February 11, 2026
FT Made	7	Glow	February 11, 2026
FT Attempts	9	Glow	February 11, 2026
Rebounds	5	Glow	February 11, 2026
Assists	6	Gold Rush	February 7, 2026
Turnovers	2	Three times	
Blocks	1	Two times	
Steals	4	Eclipse	February 6, 2026
Minutes	36	Eclipse	February 6, 2026
Leaderboard Points	479	Gold Rush	February 7, 2026

CAREER HIGHS			
Statistic	No.	Opponent	Date
Points	32	Team Cloud	March 14, 2024
FG Made	11	Team Cloud	March 14, 2024
FG Attempts	23	Team Cloud	March 14, 2024
3-Pt. FG Made	5	Team Cloud	March 14, 2024
3-Pt. FG Attempts	11	Team Cloud	March 14, 2024
FT Made	8	Two times	
FT Attempts	10	Team Hull	March 3, 2024
Rebounds	8	Two times	
Assists	6	Gold Rush	February 7, 2026
Turnovers	4	Team Gray	March 16, 2024
Blocks	1	Six times	
Steals	4	Eclipse	February 6, 2026
Minutes	39	Team T. Mitchell	March 9, 2024
Leaderboard Points	603	Team Hull	March 3, 2024

GAME-BY-GAME LOGS

Date	Opponent	LPTS	GP	GS	MP	FGM	FGA	3FGM	3FGA	FTM	FTA	OR	DR	REB	FC	FD	A	TO	BLK	STL	PTS	Notes
February 4	Rhythm	414	1	0	19	6	14	2	5	2	2	0	4	4	1	2	1	2	1	1	16	
February 6	Eclipse	388	1	1	36	8	12	4	7	5	6	0	2	2	1	4	3	2	0	4	25	MVP 2
February 7	Gold Rush	479	1	1	28	5	11	2	4	0	0	3	1	4	0	1	6	0	0	2	12	
February 11	Glow	236	1	1	33	7	21	2	8	7	9	1	4	5	3	5	4	1	0	2	23	MVP 3
February 13	Gold Rush	196	1	1	30	4	13	1	4	4	4	0	2	2	4	2	3	0	0	2	13	
February 14	Eclipse	196	1	1	30	7	11	3	5	0	0	0	0	0	3	0	4	2	1	0	17	
February 18																						
February 20																						
February 21																						
February 25																						
February 26																						
March 1																						

#15 • JACY SHELDON • GUARD • 5-10 • DUBLIN, OHIO • OHIO STATE • SHE/HER



SEASON HIGHS			
Statistic	No.	Opponent	Date
Points	12	Gold Rush	February 7, 2026
FG Made	5	Gold Rush	February 7, 2026
FG Attempts	9	Gold Rush	February 7, 2026
3-Pt. FG Made	1	Three times	
3-Pt. FG Attempts	4	Gold Rush	February 7, 2026
FT Made	2	Eclipse	February 6, 2026
FT Attempts	2	Two times	
Rebounds	3	Eclipse	February 11, 2026
Assists	3	Rhythm	February 13, 2026
Turnovers	3	Eclipse	February 11, 2026
Blocks	2	Rhythm	February 13, 2026
Steals	3	Eclipse	February 11, 2026
Minutes	21	Rhythm	February 13, 2026
Leaderboard Points	392	Rhythm	February 13, 2026

CAREER HIGHS			
Statistic	No.	Opponent	Date
Points	12	Gold Rush	February 7, 2026
FG Made	5	Gold Rush	February 7, 2026
FG Attempts	9	Gold Rush	February 7, 2026
3-Pt. FG Made	1	Three times	
3-Pt. FG Attempts	4	Gold Rush	February 7, 2026
FT Made	2	Eclipse	February 6, 2026
FT Attempts	2	Two times	
Rebounds	3	Eclipse	February 11, 2026
Assists	3	Rhythm	February 13, 2026
Turnovers	3	Eclipse	February 11, 2026
Blocks	2	Rhythm	February 13, 2026
Steals	3	Eclipse	February 11, 2026
Minutes	21	Rhythm	February 13, 2026
Leaderboard Points	392	Rhythm	February 13, 2026

GAME-BY-GAME LOGS

Date	Opponent	LPTS	GP	GS	MP	FGM	FGA	3FGM	3FGA	FTM	FTA	OR	DR	REB	FC	FD	A	TO	BLK	STL	PTS	Notes
February 4	Rhythm	314	1	0	19	2	5	0	1	0	0	0	2	2	2	0	2	1	0	0	4	
February 6	Eclipse	128	1	0	16	3	5	1	3	2	2	0	0	0	2	1	2	1	0	0	9	
February 7	Gold Rush	379	1	0	18	5	9	1	4	1	2	0	1	1	0	1	1	1	0	0	12	
February 11	Eclipse	5	1	1	17	1	6	0	3	0	0	2	1	3	0	0	1	3	0	3	2	
February 13	Rhythm	392	1	1	21	2	3	1	2	0	0	2	0	2	1	0	3	1	2	0	5	
February 14	Glow	25	1	1	16	0	4	0	1	0	0	0	1	1	0	0	0	0	0	0	0	
February 18																						
February 20																						
February 21																						
February 25																						
February 26																						
March 1																						

#16 • BRIA HARTLEY • GUARD • 5-9 • NORTH BABYLON, N.Y. • UCONN • SHE/HER



SEASON HIGHS			
Statistic	No.	Opponent	Date
Points	11	Eclipse	February 4, 2026
FG Made	4	Eclipse	February 4, 2026
FG Attempts	8	Eclipse	February 4, 2026
3-Pt. FG Made	3	Eclipse	February 4, 2026
3-Pt. FG Attempts	6	Eclipse	February 4, 2026
FT Made	2	Three times	
FT Attempts	2	Three times	
Rebounds	2	Two times	
Assists	3	Eclipse	February 4, 2026
Turnovers	4	Eclipse	February 11, 2026
Blocks	-		
Steals	2	Eclipse	February 11, 2026
Minutes	21	Eclipse	February 11, 2026
Leaderboard Points	300	Rhythm	February 13, 2026

CAREER HIGHS			
Statistic	No.	Opponent	Date
Points	26	Team Sims	March 2, 2025
FG Made	8	Four times	
FG Attempts	20	Two times	
3-Pt. FG Made	3	Three times	
3-Pt. FG Attempts	10	Team Nurse	February 14, 2025
FT Made	9	Team Sims	March 2, 2025
FT Attempts	11	Team Sims	March 2, 2025
Rebounds	10	Team Bell	February 5, 2025
Assists	8	Team Sims	March 2, 2025
Turnovers	4	Three times	
Blocks	1	Team Sims	February 20, 2025
Steals	2	Five times	
Minutes	38	Team Sims	March 2, 2025
Leaderboard Points	615	Team Colson	February 7, 2025

GAME-BY-GAME LOGS

Date	Opponent	LPTS	GP	GS	MP	FGM	FGA	3FGM	3FGA	FTM	FTA	OR	DR	REB	FC	FD	A	TO	BLK	STL	PTS	Notes
February 4	Eclipse	64	1	1	17	4	8	3	6	0	0	0	2	2	2	0	3	3	0	0	11	
February 6	Rhythm	296	1	1	17	1	6	0	4	2	2	0	0	0	1	1	0	0	0	1	4	
February 7	Glow	120																				DID NOT PLAY (CAPTAIN'S DECISION)
February 11	Eclipse	60	1	0	21	3	6	1	3	2	2	0	2	2	1	2	1	4	0	2	9	
February 13	Rhythm	300																				DID NOT PLAY (INACTIVE)
February 14	Glow	109	1	0	17	2	7	2	5	2	2	0	1	1	0	1	1	0	0	0	8	
February 18																						
February 20																						
February 21																						
February 25																						
February 26																						
March 1																						

#17 • GRACE BERGER • GUARD • 6-0 • LOUISVILLE, KY. • INDIANA • SHE/HER



SEASON HIGHS			
Statistic	No.	Opponent	Date
Points	9	Gold Rush	February 14, 2026
FG Made	3	Gold Rush	February 14, 2026
FG Attempts	9	Gold Rush	February 14, 2026
3-Pt. FG Made	1	Gold Rush	February 14, 2026
3-Pt. FG Attempts	4	Gold Rush	February 14, 2026
FT Made	2	Two times	
FT Attempts	2	Two times	
Rebounds	3	Two times	
Assists	4	Rhythm	February 11, 2026
Turnovers	2	Three times	
Blocks	-		
Steals	2	Eclipse	February 13, 2026
Minutes	14	Gold Rush	February 14, 2026
Leaderboard Points	446	Gold Rush	February 14, 2026

CAREER HIGHS			
Statistic	No.	Opponent	Date
Points	16	Two times	
FG Made	7	Team Sims	March 2, 2024
FG Attempts	13	Team Sims	March 2, 2024
3-Pt. FG Made	2	Two times	
3-Pt. FG Attempts	3	Four times	
FT Made	5	Team Cloud	March 22, 2024
FT Attempts	6	Team Cloud	March 22, 2024
Rebounds	9	Team Sims	March 17, 2024
Assists	7	Team Gray	March 16, 2024
Turnovers	5	Team Sims	March 23, 2024
Blocks	1	Two times	
Steals	3	Team Sims	March 9, 2024
Minutes	35	Team Sims	March 2, 2024
Leaderboard Points	522	Team Cloud	March 22, 2024

GAME-BY-GAME LOGS

Date	Opponent	LPTS	GP	GS	MP	FGM	FGA	3FGM	3FGA	FTM	FTA	OR	DR	REB	FC	FD	A	TO	BLK	STL	PTS	Notes
February 4	Rhythm	254	1	1	11	0	1	0	0	0	0	0	0	0	2	0	0	2	0	0	0	
February 6	Eclipse	45	1	0	4	0	1	0	0	0	0	0	1	1	0	0	0	1	0	0	0	
February 7	Gold Rush	339	1	0	8	0	0	0	0	2	2	0	1	1	0	1	1	0	0	0	2	
February 11	Rhythm	369	1	0	13	1	5	0	0	0	0	2	1	3	2	0	4	2	0	0	2	
February 13	Eclipse	380	1	0	13	0	1	0	0	0	0	0	0	0	0	0	3	2	0	2	0	
February 14	Gold Rush	446	1	0	14	3	9	1	4	2	2	1	2	3	1	1	3	0	0	1	9	
February 18																						
February 20																						
February 21																						
February 25																						
February 26																						
March 1																						

#18 • TEANA MULDROW • FORWARD • 6-1 • EAST ORANGE, N.J. • WEST VIRGINIA • SHE/HER



SEASON HIGHS			
Statistic	No.	Opponent	Date
Points	18	Rhythm	February 13, 2026
FG Made	6	Two times	
FG Attempts	11	Glow	February 14, 2026
3-Pt. FG Made	3	Rhythm	February 13, 2026
3-Pt. FG Attempts	6	Two times	
FT Made	3	Rhythm	February 13, 2026
FT Attempts	4	Rhythm	February 13, 2026
Rebounds	11	Eclipse	February 11, 2026
Assists	3	Glow	February 7, 2026
Turnovers	3	Two times	
Blocks	2	Rhythm	February 13, 2026
Steals	3	Glow	February 7, 2026
Minutes	32	Glow	February 7, 2026
Leaderboard Points	507	Rhythm	February 13, 2026

CAREER HIGHS			
Statistic	No.	Opponent	Date
Points	18	Rhythm	February 13, 2026
FG Made	6	Four times	
FG Attempts	12	Team Gray	March 10, 2024
3-Pt. FG Made	3	Three times	
3-Pt. FG Attempts	8	Team Gray	March 10, 2024
FT Made	4	Team Cloud	March 7, 2024
FT Attempts	4	Two times	
Rebounds	13	Team Sims	March 9, 2024
Assists	4	Team Cloud	March 7, 2024
Turnovers	3	Five times	
Blocks	4	Team Sims	March 9, 2024
Steals	3	Glow	February 7, 2026
Minutes	32	Glow	February 7, 2026
Leaderboard Points	507	Rhythm	February 13, 2026

GAME-BY-GAME LOGS

Date	Opponent	LPTS	GP	GS	MP	FGM	FGA	3FGM	3FGA	FTM	FTA	OR	DR	REB	FC	FD	A	TO	BLK	STL	PTS	Notes
February 4	Eclipse	101	1	0	23	6	7	2	3	1	1	1	3	4	5	1	1	3	0	0	15	
February 6	Rhythm	358	1	1	30	5	10	2	5	0	0	0	6	6	4	0	0	1	0	0	12	
February 7	Glow	211	1	1	32	3	8	0	2	2	2	2	1	3	1	1	3	3	1	3	8	
February 11	Eclipse	182	1	0	24	5	8	1	3	1	2	3	8	11	4	1	2	2	1	2	12	
February 13	Rhythm	507	1	0	25	6	10	3	6	3	4	1	3	4	5	4	2	2	2	0	18	MVP 2
February 14	Glow	140	1	0	22	5	11	2	6	0	0	2	4	6	3	1	0	1	1	0	12	
February 18																						
February 20																						
February 21																						
February 25																						
February 26																						
March 1																						

#20 • KAITLYN CHEN • GUARD • 5-9 • SAN MARINO, CALIF. • PRINCETON/UCONN • SHE/HER




SEASON HIGHS			
Statistic	No.	Opponent	Date
Points	19	Rhythm	February 13, 2026
FG Made	7	Two times	
FG Attempts	13	Rhythm	February 13, 2026
3-Pt. FG Made	3	Rhythm	February 7, 2026
3-Pt. FG Attempts	5	Rhythm	February 7, 2026
FT Made	5	Rhythm	February 13, 2026
FT Attempts	6	Gold Rush	February 4, 2026
Rebounds	5	Three times	
Assists	6	Three times	
Turnovers	6	Two times	
Blocks	-		
Steals	1	Four times	
Minutes	32	Eclipse	February 11, 2026
Leaderboard Points	634	Glow	February 6, 2026

CAREER HIGHS			
Statistic	No.	Opponent	Date
Points	19	Rhythm	February 13, 2026
FG Made	7	Two times	
FG Attempts	13	Rhythm	February 13, 2026
3-Pt. FG Made	3	Rhythm	February 7, 2026
3-Pt. FG Attempts	5	Rhythm	February 7, 2026
FT Made	5	Rhythm	February 13, 2026
FT Attempts	6	Gold Rush	February 4, 2026
Rebounds	5	Three times	
Assists	6	Three times	
Turnovers	6	Two times	
Blocks	-		
Steals	1	Four times	
Minutes	32	Eclipse	February 11, 2026
Leaderboard Points	634	Glow	February 6, 2026

GAME-BY-GAME LOGS

Date	Opponent	LPTS	GP	GS	MP	FGM	FGA	3FGM	3FGA	FTM	FTA	OR	DR	REB	FC	FD	A	TO	BLK	STL	PTS	Notes
February 4	Gold Rush	542	1	1	25	3	6	0	2	4	6	3	2	5	0	3	4	2	0	0	10	
February 6	Glow	634	1	1	26	7	7	1	1	3	4	0	2	2	3	2	6	5	0	1	18	MVP 1
February 7	Rhythm	407	1	1	31	6	11	3	5	0	0	3	1	4	1	0	3	3	0	1	15	MVP 3
February 11	Eclipse	34	1	1	32	3	9	0	2	2	2	0	2	2	3	2	6	5	0	1	8	
February 13	Rhythm	568	1	1	29	7	13	0	0	5	5	5	0	5	2	6	4	6	0	1	19	MVP 1
February 14	Glow	134	1	1	26	5	9	0	0	0	0	1	4	5	2	0	6	6	0	0	10	
February 18																						
February 20																						
February 21																						
February 25																						
February 26																						
March 1																						

#21 • MERCEDES RUSSELL • FORWARD • 6-5 • SPRINGFIELD, ORE. • TENNESSEE • SHE/HER



SEASON HIGHS			
Statistic	No.	Opponent	Date
Points	23	Rhythm	February 14, 2026
FG Made	8	Rhythm	February 14, 2026
FG Attempts	14	Rhythm	February 14, 2026
3-Pt. FG Made	-		
3-Pt. FG Attempts	-		
FT Made	7	Rhythm	February 14, 2026
FT Attempts	8	Rhythm	February 14, 2026
Rebounds	16	Rhythm	February 7, 2026
Assists	3	Two times	
Turnovers	5	Glow	February 13, 2026
Blocks	1	Gold Rush	February 11, 2026
Steals	3	Rhythm	February 7, 2026
Minutes	32	Two times	
Leaderboard Points	698	Rhythm	February 14, 2026

CAREER HIGHS			
Statistic	No.	Opponent	Date
Points	23	Rhythm	February 14, 2026
FG Made	10	Team Harrison	February 5, 2022
FG Attempts	17	Two times	
3-Pt. FG Made	-		
3-Pt. FG Attempts	-		
FT Made	8	Team Cloud	February 2, 2022
FT Attempts	8	Two times	
Rebounds	16	Rhythm	February 7, 2026
Assists	6	Team Brown	February 4, 2022
Turnovers	6	Team Cloud	February 2, 2022
Blocks	1	Four times	
Steals	3	Two times	
Minutes	47	Team Carrington	January 28, 2022
Leaderboard Points	698	Rhythm	February 14, 2026

GAME-BY-GAME LOGS

Date	Opponent	LPTS	GP	GS	MP	FGM	FGA	3FGM	3FGA	FTM	FTA	OR	DR	REB	FC	FD	A	TO	BLK	STL	PTS	Notes
February 4	Gold Rush	420	1	1	21	3	5	0	0	1	4	1	2	3	5	2	1	2	0	1	7	
February 6	Glow	500	1	1	31	6	10	0	0	0	0	3	6	9	4	0	3	4	0	2	12	MVP 3
February 7	Rhythm	372	1	1	32	5	14	0	0	0	0	6	10	16	3	1	2	1	0	3	10	
February 11	Gold Rush	568	1	1	25	3	5	0	0	1	2	5	2	7	0	2	3	0	1	0	7	
February 13	Glow	83	1	1	37	2	5	0	0	1	2	2	7	9	3	2	2	5	0	2	5	
February 14	Rhythm	698	1	1	32	8	9	0	0	7	8	2	2	4	2	6	0	1	0	1	23	MVP 1
February 18																						
February 20																						
February 21																						
February 25																						
February 26																						
March 1																						

#22 • JOJO LACEY • FORWARD • 6-1 • DOUGLASSVILLE, PA. • RUTGERS • SHE/HER



SEASON HIGHS			
Statistic	No.	Opponent	Date
Points	4	Gold Rush	February 11, 2026
FG Made	1	Gold Rush	February 11, 2026
FG Attempts	3	Gold Rush	February 11, 2026
3-Pt. FG Made	1	Gold Rush	February 11, 2026
3-Pt. FG Attempts	2	Gold Rush	February 11, 2026
FT Made	1	Gold Rush	February 11, 2026
FT Attempts	2	Gold Rush	February 11, 2026
Rebounds	2	Gold Rush	February 11, 2026
Assists	1	Three times	
Turnovers	2	Rhythm	February 14, 2026
Blocks	-		
Steals	1	Eclipse	February 6, 2026
Minutes	12	Gold Rush	February 11, 2026
Leaderboard Points	436	Gold Rush	February 11, 2026

CAREER HIGHS			
Statistic	No.	Opponent	Date
Points	4	Gold Rush	February 11, 2026
FG Made	1	Gold Rush	February 11, 2026
FG Attempts	3	Gold Rush	February 11, 2026
3-Pt. FG Made	1	Gold Rush	February 11, 2026
3-Pt. FG Attempts	2	Gold Rush	February 11, 2026
FT Made	1	Gold Rush	February 11, 2026
FT Attempts	2	Gold Rush	February 11, 2026
Rebounds	2	Gold Rush	February 11, 2026
Assists	1	Three times	
Turnovers	2	Rhythm	February 14, 2026
Blocks	-		
Steals	1	Eclipse	February 6, 2026
Minutes	12	Gold Rush	February 11, 2026
Leaderboard Points	436	Gold Rush	February 11, 2026

GAME-BY-GAME LOGS

Date	Opponent	LPTS	GP	GS	MP	FGM	FGA	3FGM	3FGA	FTM	FTA	OR	DR	REB	FC	FD	A	TO	BLK	STL	PTS	Notes
February 4	Rhythm	280	1	0	5	0	2	0	1	0	0	1	0	1	0	0	0	1	0	0	0	
February 6	Eclipse	42	1	0	3	0	1	0	1	0	0	0	0	0	1	0	0	1	0	1	0	
February 7	Gold Rush	300	1	0	3	0	1	0	1	0	0	0	0	0	0	0	1	0	0	0	0	
February 11	Gold Rush	436	1	0	12	1	3	1	2	1	2	0	2	2	1	1	1	1	0	0	4	
February 13	Glow	52	1	0	4	0	0	0	0	0	0	0	0	0	1	0	0	0	0	0	0	
February 14	Rhythm	326	1	0	6	0	0	0	0	0	0	0	0	0	2	0	1	2	0	0	0	
February 18																						
February 20																						
February 21																						
February 25																						
February 26																						
March 1																						

#23 • AERIAL POWERS • GUARD • 5-11 • DETROIT, MICH. • MICHIGAN STATE • SHE/HER




SEASON HIGHS			
Statistic	No.	Opponent	Date
Points	18	Eclipse	February 14, 2026
FG Made	7	Rhythm	February 6, 2026
FG Attempts	16	Glow	February 7, 2026
3-Pt. FG Made	3	Eclipse	February 14, 2026
3-Pt. FG Attempts	4	Three times	
FT Made	6	Gold Rush	February 13, 2026
FT Attempts	6	Three times	
Rebounds	9	Rhythm	February 6, 2026
Assists	2	Two times	
Turnovers	5	Glow	February 7, 2026
Blocks	1	Two times	
Steals	3	Two times	
Minutes	34	Glow	February 7, 2026
Leaderboard Points	518	Rhythm	February 6, 2026

CAREER HIGHS			
Statistic	No.	Opponent	Date
Points	18	Eclipse	February 14, 2026
FG Made	7	Rhythm	February 6, 2026
FG Attempts	16	Glow	February 7, 2026
3-Pt. FG Made	3	Eclipse	February 14, 2026
3-Pt. FG Attempts	4	Three times	
FT Made	6	Gold Rush	February 13, 2026
FT Attempts	6	Three times	
Rebounds	9	Rhythm	February 6, 2026
Assists	2	Two times	
Turnovers	5	Glow	February 7, 2026
Blocks	1	Two times	
Steals	3	Two times	
Minutes	34	Glow	February 7, 2026
Leaderboard Points	518	Rhythm	February 6, 2026

GAME-BY-GAME LOGS

Date	Opponent	LPTS	GP	GS	MP	FGM	FGA	3FGM	3FGA	FTM	FTA	OR	DR	REB	FC	FD	A	TO	BLK	STL	PTS	Notes
February 4	Eclipse	144	1	0	28	6	14	1	4	4	6	2	2	4	2	5	2	1	0	3	17	
February 6	Rhythm	518	1	0	28	7	14	0	3	2	3	3	6	9	1	4	1	1	0	1	16	MVP 2
February 7	Glow	213	1	1	34	6	16	0	4	4	6	4	3	7	2	3	2	5	1	3	16	
February 11	Glow	44	1	1	19	1	4	0	2	0	0	0	0	0	2	0	0	0	1	0	2	
February 13	Gold Rush	223	1	1	24	4	7	1	3	6	6	0	1	1	1	5	1	4	0	0	15	
February 14	Eclipse	220	1	1	24	6	9	3	4	3	3	1	2	3	3	1	1	1	0	1	18	
February 18																						
February 20																						
February 21																						
February 25																						
February 26																						
March 1																						

#24 • ANEESAH MORROW • FORWARD • 6-1 • CHICAGO, ILL. • LSU • SHE/HER



SEASON HIGHS			
Statistic	No.	Opponent	Date
Points	20	Glow	February 11, 2026
FG Made	7	Rhythm	February 7, 2026
FG Attempts	21	Glow	February 11, 2026
3-Pt. FG Made	1	Three times	
3-Pt. FG Attempts	5	Glow	February 11, 2026
FT Made	7	Glow	February 11, 2026
FT Attempts	9	Gold Rush	February 4, 2026
Rebounds	19	Eclipse	February 14, 2026
Assists	3	Glow	February 6, 2026
Turnovers	2	Four times	
Blocks	2	Glow	February 6, 2026
Steals	3	Gold Rush	February 4, 2026
Minutes	37	Eclipse	February 14, 2026
Leaderboard Points	611	Gold Rush	February 4, 2026

CAREER HIGHS			
Statistic	No.	Opponent	Date
Points	20	Glow	February 11, 2026
FG Made	7	Rhythm	February 7, 2026
FG Attempts	21	Glow	February 11, 2026
3-Pt. FG Made	1	Three times	
3-Pt. FG Attempts	5	Glow	February 11, 2026
FT Made	7	Glow	February 11, 2026
FT Attempts	9	Gold Rush	February 4, 2026
Rebounds	19	Eclipse	February 14, 2026
Assists	3	Glow	February 6, 2026
Turnovers	2	Four times	
Blocks	2	Glow	February 6, 2026
Steals	3	Gold Rush	February 4, 2026
Minutes	37	Eclipse	February 14, 2026
Leaderboard Points	611	Gold Rush	February 4, 2026

GAME-BY-GAME LOGS

Date	Opponent	LPTS	GP	GS	MP	FGM	FGA	3FGM	3FGA	FTM	FTA	OR	DR	REB	FC	FD	A	TO	BLK	STL	PTS	Notes
February 4	Gold Rush	611	1	1	23	4	10	0	3	6	9	0	13	13	0	4	1	2	1	3	14	MVP 3
February 6	Glow	512	1	1	27	5	11	1	3	3	4	0	10	10	3	4	3	2	2	1	14	
February 7	Rhythm	311	1	1	26	7	17	0	1	2	3	2	3	5	3	2	0	1	0	2	16	
February 11	Glow	296	1	1	34	6	21	1	5	7	8	8	8	16	0	4	1	2	1	0	20	MVP 2
February 13	Gold Rush	192	1	1	34	2	13	0	2	5	8	5	10	15	2	4	2	2	1	2	9	
February 14	Eclipse	282	1	1	37	7	11	1	3	2	2	1	18	19	5	3	0	1	1	2	17	
February 18																						
February 20																						
February 21																						
February 25																						
February 26																						
March 1																						

#25 • DEJA KELLY • GUARD • 5-8 • DUNCANVILLE, TEXAS • NORTH CAROLINA/OREGON • SHE/HER



SEASON HIGHS			
Statistic	No.	Opponent	Date
Points	10	Gold Rush	February 13, 2026
FG Made	4	Gold Rush	February 13, 2026
FG Attempts	7	Glow	February 11, 2026
3-Pt. FG Made	1	Two times	
3-Pt. FG Attempts	2	Two times	
FT Made	2	Two times	
FT Attempts	2	Three times	
Rebounds	4	Rhythm	February 4, 2026
Assists	2	Eclipse	February 6, 2026
Turnovers	3	Gold Rush	February 7, 2026
Blocks	-		
Steals	2	Two times	
Minutes	21	Eclipse	February 14, 2026
Leaderboard Points	322	Rhythm	February 4, 2026

CAREER HIGHS			
Statistic	No.	Opponent	Date
Points	10	Gold Rush	February 13, 2026
FG Made	4	Gold Rush	February 13, 2026
FG Attempts	7	Glow	February 11, 2026
3-Pt. FG Made	1	Two times	
3-Pt. FG Attempts	2	Two times	
FT Made	2	Two times	
FT Attempts	2	Three times	
Rebounds	4	Rhythm	February 4, 2026
Assists	2	Eclipse	February 6, 2026
Turnovers	3	Gold Rush	February 7, 2026
Blocks	-		
Steals	2	Two times	
Minutes	21	Eclipse	February 14, 2026
Leaderboard Points	322	Rhythm	February 4, 2026

GAME-BY-GAME LOGS

Date	Opponent	LPTS	GP	GS	MP	FGM	FGA	3FGM	3FGA	FTM	FTA	OR	DR	REB	FC	FD	A	TO	BLK	STL	PTS	Notes
February 4	Rhythm	322	1	0	15	1	6	0	2	1	2	0	4	4	1	4	1	0	0	1	3	
February 6	Eclipse	154	1	0	19	3	6	1	2	2	2	0	2	2	2	3	2	1	0	1	9	
February 7	Gold Rush	241	1	0	15	0	2	0	0	0	0	0	1	1	3	0	1	3	0	0	0	
February 11	Glow	77	1	0	18	2	7	0	1	0	0	1	1	2	1	0	0	0	0	2	4	
February 13	Gold Rush	203	1	0	16	4	6	1	1	1	1	0	1	1	3	2	0	1	0	2	10	
February 14	Eclipse	118	1	0	21	3	5	0	1	2	2	0	0	0	2	5	1	2	0	0	8	
February 18																						
February 20																						
February 21																						
February 25																						
February 26																						
March 1																						

#26 • KIARA LESLIE • GUARD • 6-0 • HOLLY SPRINGS, N.C. • NC STATE • SHE/HER



SEASON HIGHS			
Statistic	No.	Opponent	Date
Points	9	Rhythm	February 13, 2026
FG Made	4	Rhythm	February 13, 2026
FG Attempts	8	Rhythm	February 13, 2026
3-Pt. FG Made	1	Three times	
3-Pt. FG Attempts	4	Rhythm	February 13, 2026
FT Made	2	Gold Rush	February 4, 2026
FT Attempts	2	Two times	
Rebounds	4	Three times	
Assists	4	Glow	February 14, 2026
Turnovers	2	Two times	
Blocks	-		
Steals	2	Glow	February 6, 2026
Minutes	16	Gold Rush	February 4, 2026
Leaderboard Points	421	Glow	February 6, 2026

CAREER HIGHS			
Statistic	No.	Opponent	Date
Points	15	Team Sims	March 1, 2025
FG Made	5	Two times	
FG Attempts	15	Team Westbrook	February 7, 2025
3-Pt. FG Made	2	Team Westbrook	February 7, 2025
3-Pt. FG Attempts	5	Two times	
FT Made	5	Team Sims	March 1, 2025
FT Attempts	5	Two times	
Rebounds	10	Team Sims	March 1, 2025
Assists	5	Team Westbrook	February 7, 2025
Turnovers	3	Team Siegrist	February 15, 2025
Blocks	1	Two times	
Steals	2	Four times	
Minutes	33	Team Bradford	March 2, 2025
Leaderboard Points	421	Glow	February 6, 2026

GAME-BY-GAME LOGS

Date	Opponent	LPTS	GP	GS	MP	FGM	FGA	3FGM	3FGA	FTM	FTA	OR	DR	REB	FC	FD	A	TO	BLK	STL	PTS	Notes
February 4	Gold Rush	420	1	0	16	1	7	1	3	2	2	2	2	4	3	1	2	2	0	0	5	
February 6	Glow	421	1	0	15	2	3	1	1	1	2	0	1	1	1	1	0	0	0	2	6	
February 7	Rhythm	227	1	0	7	0	3	0	2	0	0	1	3	4	1	0	1	1	0	0	0	
February 11	Eclipse	6	1	0	13	0	3	0	2	0	0	0	4	4	1	1	1	0	0	1	0	
February 13	Rhythm	359	1	0	15	4	8	1	4	0	0	1	1	2	2	0	1	1	0	1	9	
February 14	Glow	62	1	0	14	1	6	0	3	0	0	1	2	3	1	0	4	2	0	0	2	
February 18																						
February 20																						
February 21																						
February 25																						
February 26																						
March 1																						

#28 • DORIE HARRISON • FORWARD • 6-3 • NASHVILLE, TENN. • LIPSCOMB • SHE/HER



SEASON HIGHS			
Statistic	No.	Opponent	Date
Points	9	Rhythm	February 11, 2026
FG Made	4	Rhythm	February 11, 2026
FG Attempts	7	Rhythm	February 11, 2026
3-Pt. FG Made	1	Two times	
3-Pt. FG Attempts	2	Rhythm	February 6, 2026
FT Made	6	Rhythm	February 6, 2026
FT Attempts	8	Rhythm	February 6, 2026
Rebounds	5	Gold Rush	February 14, 2026
Assists	1	Four times	
Turnovers	4	Glow	February 7, 2026
Blocks	1	Rhythm	February 6, 2026
Steals	2	Glow	February 7, 2026
Minutes	17	Two times	
Leaderboard Points	404	Rhythm	February 11, 2026

CAREER HIGHS			
Statistic	No.	Opponent	Date
Points	11	Two times	
FG Made	5	Team Siegrist	February 20, 2025
FG Attempts	12	Two times	
3-Pt. FG Made	1	Team Bradford	March 2, 2025
3-Pt. FG Attempts	1	Team Bradford	March 2, 2025
FT Made	5	Team Sims	March 1, 2025
FT Attempts	8	Team Sims	March 1, 2025
Rebounds	11	Team Siegrist	February 20, 2025
Assists	2	Team Siegrist	February 20, 2025
Turnovers	5	Team Bradford	March 2, 2025
Blocks	2	Team Nurse	February 14, 2025
Steals	2	Glow	February 7, 2026
Minutes	28	Team Siegrist	February 20, 2025
Leaderboard Points	404	Rhythm	February 11, 2026

GAME-BY-GAME LOGS

Date	Opponent	LPTS	GP	GS	MP	FGM	FGA	3FGM	3FGA	FTM	FTA	OR	DR	REB	FC	FD	A	TO	BLK	STL	PTS	Notes
February 4	Eclipse	-39	1	0	11	1	5	0	1	0	0	2	3	5	6	1	1	2	0	0	2	
February 6	Rhythm	336	1	0	12	0	4	0	2	6	8	2	2	4	3	5	0	1	1	1	6	
February 7	Glow	128	1	0	17	2	5	0	1	0	0	1	2	3	3	3	1	4	0	2	4	
February 11	Rhythm	404	1	0	17	4	7	1	1	0	0	0	2	2	2	0	0	1	0	0	9	
February 13	Eclipse	392	1	0	7	2	4	1	1	1	2	1	2	3	4	1	1	0	0	0	6	
February 14	Gold Rush	397	1	0	13	1	3	0	1	0	0	2	3	5	1	0	1	0	0	0	2	
February 18																						
February 20																						
February 21																						
February 25																						
February 26																						
March 1																						

#30 • REBECCA HARRIS • GUARD • 5-8 • BELLEVILLE, ILL. • ILLINOIS • SHE/HER



SEASON HIGHS			
Statistic	No.	Opponent	Date
Points	5	Rhythm	February 13, 2026
FG Made	2	Rhythm	February 13, 2026
FG Attempts	6	Rhythm	February 13, 2026
3-Pt. FG Made	1	Rhythm	February 13, 2026
3-Pt. FG Attempts	2	Rhythm	February 13, 2026
FT Made	-		
FT Attempts	-		
Rebounds	3	Rhythm	February 13, 2026
Assists	2	Glow	February 14, 2026
Turnovers	-		
Blocks	-		
Steals	1	Glow	February 14, 2026
Minutes	12	Rhythm	February 13, 2026
Leaderboard Points	350	Rhythm	February 13, 2026

CAREER HIGHS			
Statistic	No.	Opponent	Date
Points	19	Team Bradford	March 2, 2025
FG Made	7	Team Bradford	March 2, 2025
FG Attempts	15	Team Bradford	March 2, 2025
3-Pt. FG Made	4	Team Bradford	March 2, 2025
3-Pt. FG Attempts	8	Team Bradford	March 2, 2025
FT Made	4	Three times	
FT Attempts	5	Team Cloud	February 2, 2022
Rebounds	8	Team Russell	January 29, 2022
Assists	4	Team Cloud	February 2, 2022
Turnovers	4	Team Russell	January 29, 2022
Blocks	1	Five times	
Steals	2	Three times	
Minutes	34	Team Harrison	February 5, 2022
Leaderboard Points	532	Team Harrison	February 19, 2025

GAME-BY-GAME LOGS

Date	Opponent	LPTS	GP	GS	MP	FGM	FGA	3FGM	3FGA	FTM	FTA	OR	DR	REB	FC	FD	A	TO	BLK	STL	PTS	Notes
February 4	Glow	132	1	0	5	1	2	0	0	0	0	1	0	1	1	0	0	0	0	0	2	
February 6	Gold Rush	120	1	0	5	0	1	0	0	0	0	0	0	0	0	0	1	0	0	0	0	
February 7	Eclipse	185	1	0	5	0	1	0	0	0	0	1	1	2	0	0	0	0	0	0	0	
February 11	Eclipse	-20	1	0	3	0	2	0	0	0	0	0	0	0	0	0	0	0	0	0	0	
February 13	Rhythm	350	1	0	12	2	6	1	2	0	0	3	0	3	1	1	1	0	0	0	5	
February 14	Glow	47	1	0	10	0	4	0	1	0	0	0	1	1	1	0	2	0	0	1	0	
February 18																						
February 20																						
February 21																						
February 25																						
February 26																						
March 1																						

#31 • TINA CHARLES • CENTER • 6-4 • JAMAICA, N.Y. • UCONN • SHE/HER



SEASON HIGHS			
Statistic	No.	Opponent	Date
Points	20	Rhythm	February 14, 2026
FG Made	8	Two times	
FG Attempts	19	Rhythm	February 14, 2026
3-Pt. FG Made	-		
3-Pt. FG Attempts	2	Rhythm	February 14, 2026
FT Made	6	Rhythm	February 14, 2026
FT Attempts	8	Rhythm	February 14, 2026
Rebounds	10	Eclipse	February 6, 2026
Assists	3	Rhythm	February 14, 2026
Turnovers	4	Gold Rush	February 7, 2026
Blocks	1	Rhythm	February 4, 2026
Steals	1	Rhythm	February 4, 2026
Minutes	31	Two times	
Leaderboard Points	628	Gold Rush	February 11, 2026

CAREER HIGHS			
Statistic	No.	Opponent	Date
Points	20	Rhythm	February 14, 2026
FG Made	8	Two times	
FG Attempts	19	Rhythm	February 14, 2026
3-Pt. FG Made	-		
3-Pt. FG Attempts	2	Rhythm	February 14, 2026
FT Made	6	Rhythm	February 14, 2026
FT Attempts	8	Rhythm	February 14, 2026
Rebounds	10	Eclipse	February 6, 2026
Assists	3	Rhythm	February 14, 2026
Turnovers	4	Gold Rush	February 7, 2026
Blocks	1	Rhythm	February 4, 2026
Steals	1	Rhythm	February 4, 2026
Minutes	31	Two times	
Leaderboard Points	628	Gold Rush	February 11, 2026

GAME-BY-GAME LOGS

Date	Opponent	LPTS	GP	GS	MP	FGM	FGA	3FGM	3FGA	FTM	FTA	OR	DR	REB	FC	FD	A	TO	BLK	STL	PTS	Notes
February 4	Rhythm	544	1	1	31	8	14	0	1	1	1	1	8	9	2	2	1	2	1	1	17	MVP 1
February 6	Eclipse	152	1	1	25	3	11	0	1	4	6	4	6	10	0	3	1	0	0	0	10	
February 7	Gold Rush	385	1	1	34	6	12	0	0	3	4	1	7	8	1	2	0	4	0	0	15	
February 11	Gold Rush	628	1	1	25	8	16	0	0	1	1	4	4	8	1	1	1	3	0	0	17	MVP 1
February 13	Glow	38	1	1	6	0	2	0	0	0	0	0	2	2	2	1	0	0	0	0	0	
February 14	Rhythm	542	1	1	31	7	19	0	2	6	8	4	4	8	1	5	3	1	0	0	20	MVP 3
February 18																						
February 20																						
February 21																						
February 25																						
February 26																						
March 1																						

#32 • ASIA TAYLOR • FORWARD • 6-1 • COLUMBUS, OHIO • LOUISVILLE • SHE/HER




SEASON HIGHS			
Statistic	No.	Opponent	Date
Points	22	Gold Rush	February 4, 2026
FG Made	7	Gold Rush	February 4, 2026
FG Attempts	11	Gold Rush	February 4, 2026
3-Pt. FG Made	1	Two times	
3-Pt. FG Attempts	3	Glow	February 6, 2026
FT Made	8	Gold Rush	February 4, 2026
FT Attempts	9	Gold Rush	February 4, 2026
Rebounds	5	Gold Rush	February 4, 2026
Assists	3	Gold Rush	February 13, 2026
Turnovers	2	Two times	
Blocks	1	Gold Rush	February 4, 2026
Steals	1	Gold Rush	February 4, 2026
Minutes	19	Gold Rush	February 4, 2026
Leaderboard Points	723	Gold Rush	February 4, 2026

CAREER HIGHS			
Statistic	No.	Opponent	Date
Points	22	Gold Rush	February 4, 2026
FG Made	7	Two times	
FG Attempts	12	Team Bradford	February 27, 2025
3-Pt. FG Made	1	Four times	
3-Pt. FG Attempts	3	Glow	February 6, 2026
FT Made	8	Gold Rush	February 4, 2026
FT Attempts	9	Gold Rush	February 4, 2026
Rebounds	8	Two times	
Assists	3	Two times	
Turnovers	5	Team Bradford	February 12, 2025
Blocks	1	Four times	
Steals	1	Five times	
Minutes	27	Team Bradford	February 12, 2025
Leaderboard Points	723	Gold Rush	February 4, 2026

GAME-BY-GAME LOGS

Date	Opponent	LPTS	GP	GS	MP	FGM	FGA	3FGM	3FGA	FTM	FTA	OR	DR	REB	FC	FD	A	TO	BLK	STL	PTS	Notes
February 4	Gold Rush	723	1	0	19	7	11	0	1	8	9	0	5	5	3	5	2	1	1	1	22	MVP 1
February 6	Glow	390	1	0	14	4	7	1	3	2	4	0	2	2	6	3	1	1	0	0	11	
February 7	Rhythm	240																				DID NOT PLAY (INACTIVE)
February 11	Glow	233	1	0	18	4	5	1	1	6	6	1	3	4	1	4	2	2	0	0	15	
February 13	Gold Rush	136	1	0	17	0	2	0	1	0	0	2	2	4	1	1	3	2	0	0	0	
February 14	Eclipse	15	1	0	10	0	0	0	0	0	0	0	1	1	4	0	0	1	0	0	0	
February 18																						
February 20																						
February 21																						
February 25																						
February 26																						
March 1																						

#33 • NATASHA MACK • FORWARD • 6-4 • LUFKIN, TEXAS • OKLAHOMA STATE • SHE/HER



SEASON HIGHS			
Statistic	No.	Opponent	Date
Points	13	Gold Rush	February 14, 2026
FG Made	6	Gold Rush	February 14, 2026
FG Attempts	11	Gold Rush	February 14, 2026
3-Pt. FG Made	1	Eclipse	February 13, 2026
3-Pt. FG Attempts	2	Eclipse	February 13, 2026
FT Made	3	Rhythm	February 11, 2026
FT Attempts	5	Rhythm	February 11, 2026
Rebounds	15	Two times	
Assists	4	Gold Rush	February 14, 2026
Turnovers	1	Three times	
Blocks	6	Rhythm	February 11, 2026
Steals	4	Glow	February 4, 2026
Minutes	32	Gold Rush	February 6, 2026
Leaderboard Points	641	Gold Rush	February 14, 2026

CAREER HIGHS			
Statistic	No.	Opponent	Date
Points	13	Gold Rush	February 14, 2026
FG Made	6	Gold Rush	February 14, 2026
FG Attempts	11	Gold Rush	February 14, 2026
3-Pt. FG Made	1	Eclipse	February 13, 2026
3-Pt. FG Attempts	2	Eclipse	February 13, 2026
FT Made	3	Rhythm	February 11, 2026
FT Attempts	5	Rhythm	February 11, 2026
Rebounds	15	Two times	
Assists	4	Gold Rush	February 14, 2026
Turnovers	1	Three times	
Blocks	6	Rhythm	February 11, 2026
Steals	4	Glow	February 4, 2026
Minutes	32	Gold Rush	February 6, 2026
Leaderboard Points	641	Gold Rush	February 14, 2026

GAME-BY-GAME LOGS

Date	Opponent	LPTS	GP	GS	MP	FGM	FGA	3FGM	3FGA	FTM	FTA	OR	DR	REB	FC	FD	A	TO	BLK	STL	PTS	Notes
February 4	Glow	348	1	0	31	4	6	0	0	1	1	4	10	14	2	1	1	0	3	4	9	
February 6	Gold Rush	285	1	1	32	5	9	0	0	1	2	4	11	15	2	1	1	1	3	0	11	
February 7	Eclipse	389	1	1	25	5	7	0	0	1	2	4	9	13	0	1	0	1	5	0	11	
February 11	Rhythm	569	1	1	23	3	6	0	0	3	5	2	13	15	1	3	3	1	6	0	9	
February 13	Eclipse	541	1	1	29	4	10	1	2	2	2	4	9	13	2	3	1	0	2	2	11	
February 14	Gold Rush	641	1	1	25	6	11	0	0	1	1	8	5	13	1	1	4	0	1	2	13	MVP 3
February 18																						
February 20																						
February 21																						
February 25																						
February 26																						
March 1																						

#34 • SHEY PEDDY • GUARD • 5-7 • ROXBURY, MASS. • TEMPLE • SHE/HER



SEASON HIGHS			
Statistic	No.	Opponent	Date
Points	19	Glow	February 13, 2026
FG Made	7	Glow	February 13, 2026
FG Attempts	14	Glow	February 13, 2026
3-Pt. FG Made	5	Glow	February 13, 2026
3-Pt. FG Attempts	8	Glow	February 13, 2026
FT Made	3	Gold Rush	February 6, 2026
FT Attempts	4	Gold Rush	February 6, 2026
Rebounds	8	Rhythm	February 14, 2026
Assists	7	Glow	February 13, 2026
Turnovers	5	Glow	February 13, 2026
Blocks	-		
Steals	3	Glow	February 13, 2026
Minutes	31	Glow	February 13, 2026
Leaderboard Points	675	Gold Rush	February 11, 2026

CAREER HIGHS			
Statistic	No.	Opponent	Date
Points	20	Team Caldwell	February 20, 2025
FG Made	7	Glow	February 13, 2026
FG Attempts	14	Glow	February 13, 2026
3-Pt. FG Made	5	Glow	February 13, 2026
3-Pt. FG Attempts	8	Glow	February 13, 2026
FT Made	8	Team Caldwell	February 20, 2025
FT Attempts	8	Team Caldwell	February 20, 2025
Rebounds	8	Rhythm	February 14, 2026
Assists	7	Two times	
Turnovers	5	Glow	February 13, 2026
Blocks	1	Team Harris	March 2, 2025
Steals	4	Team Sims	February 23, 2025
Minutes	35	Team Sims	February 23, 2025
Leaderboard Points	675	Gold Rush	February 11, 2026

GAME-BY-GAME LOGS

Date	Opponent	LPTS	GP	GS	MP	FGM	FGA	3FGM	3FGA	FTM	FTA	OR	DR	REB	FC	FD	A	TO	BLK	STL	PTS	Notes
February 4	Glow	98	1	1	23	0	3	0	2	2	2	0	2	2	5	3	4	3	0	0	2	
February 6	Gold Rush	160	1	1	26	3	12	2	7	3	4	1	4	5	3	3	5	4	0	1	11	
February 7	Eclipse	132	1	1	19	0	3	0	2	0	0	0	2	2	1	0	0	2	0	0	0	
February 11	Gold Rush	675	1	1	26	5	7	4	6	0	0	0	1	1	0	0	6	1	0	2	14	MVP 2
February 13	Glow	334	1	1	31	7	14	5	8	0	0	1	4	5	3	1	7	5	0	3	19	MVP 1
February 14	Rhythm	464	1	1	29	4	7	1	3	2	2	0	8	8	4	1	3	2	0	1	11	
February 18																						
February 20																						
February 21																						
February 25																						
February 26																						
March 1																						

#35 • REBEKAH GARDNER • GUARD • 6-1 • RANCHO CUCAMONGA, CALIF. • UCLA • SHE/HER



SEASON HIGHS			
Statistic	No.	Opponent	Date
Points	17	Gold Rush	February 4, 2026
FG Made	6	Gold Rush	February 4, 2026
FG Attempts	9	Gold Rush	February 14, 2026
3-Pt. FG Made	3	Gold Rush	February 14, 2026
3-Pt. FG Attempts	4	Gold Rush	February 14, 2026
FT Made	4	Eclipse	February 13, 2026
FT Attempts	4	Eclipse	February 13, 2026
Rebounds	4	Three times	
Assists	6	Rhythm	February 7, 2026
Turnovers	2	Three times	
Blocks	1	Gold Rush	February 14, 2026
Steals	3	Gold Rush	February 14, 2026
Minutes	32	Rhythm	February 7, 2026
Leaderboard Points	680	Gold Rush	February 4, 2026

CAREER HIGHS			
Statistic	No.	Opponent	Date
Points	17	Gold Rush	February 4, 2026
FG Made	6	Gold Rush	February 4, 2026
FG Attempts	9	Gold Rush	February 14, 2026
3-Pt. FG Made	3	Gold Rush	February 14, 2026
3-Pt. FG Attempts	4	Gold Rush	February 14, 2026
FT Made	4	Eclipse	February 13, 2026
FT Attempts	4	Eclipse	February 13, 2026
Rebounds	4	Three times	
Assists	6	Rhythm	February 7, 2026
Turnovers	2	Three times	
Blocks	1	Gold Rush	February 14, 2026
Steals	3	Gold Rush	February 14, 2026
Minutes	32	Rhythm	February 7, 2026
Leaderboard Points	680	Gold Rush	February 4, 2026

GAME-BY-GAME LOGS

Date	Opponent	LPTS	GP	GS	MP	FGM	FGA	3FGM	3FGA	FTM	FTA	OR	DR	REB	FC	FD	A	TO	BLK	STL	PTS	Notes
February 4	Gold Rush	680	1	1	14	6	8	2	3	3	3	2	2	4	2	4	1	1	0	2	17	MVP 2
February 6	Glow	484	1	1	16	5	5	2	2	0	0	0	0	0	1	2	1	2	0	1	12	
February 7	Rhythm	365	1	1	32	3	6	0	2	2	2	1	3	4	1	2	6	2	0	1	8	
February 11	Rhythm	501	1	1	23	5	6	2	2	0	0	1	3	4	3	0	4	2	0	1	12	
February 13	Eclipse	469	1	1	24	5	8	0	1	4	4	0	3	3	5	1	0	1	0	0	14	MVP 3
February 14	Gold Rush	536	1	1	31	5	9	3	4	2	2	1	2	3	1	1	2	1	1	3	15	
February 18																						
February 20																						
February 21																						
February 25																						
February 26																						
March 1																						

#40 • KIAH STOKES • CENTER • 6-3 • MARION, IOWA • UCONN • SHE/HER



SEASON HIGHS			
Statistic	No.	Opponent	Date
Points	9	Glow	February 7, 2026
FG Made	4	Two times	
FG Attempts	7	Rhythm	February 6, 2026
3-Pt. FG Made	1	Glow	February 14, 2026
3-Pt. FG Attempts	2	Three times	
FT Made	2	Two times	
FT Attempts	3	Eclipse	February 11, 2026
Rebounds	15	Rhythm	February 6, 2026
Assists	4	Glow	February 14, 2026
Turnovers	3	Glow	February 13, 2026
Blocks	3	Two times	
Steals	2	Eclipse	February 4, 2026
Minutes	34	Eclipse	February 11, 2026
Leaderboard Points	472	Rhythm	February 6, 2026

CAREER HIGHS			
Statistic	No.	Opponent	Date
Points	9	Glow	February 7, 2026
FG Made	4	Two times	
FG Attempts	7	Rhythm	February 6, 2026
3-Pt. FG Made	1	Glow	February 14, 2026
3-Pt. FG Attempts	2	Three times	
FT Made	2	Two times	
FT Attempts	3	Eclipse	February 11, 2026
Rebounds	15	Rhythm	February 6, 2026
Assists	4	Glow	February 14, 2026
Turnovers	3	Glow	February 13, 2026
Blocks	3	Two times	
Steals	2	Eclipse	February 4, 2026
Minutes	34	Eclipse	February 11, 2026
Leaderboard Points	472	Rhythm	February 6, 2026

GAME-BY-GAME LOGS

Date	Opponent	LPTS	GP	GS	MP	FGM	FGA	3FGM	3FGA	FTM	FTA	OR	DR	REB	FC	FD	A	TO	BLK	STL	PTS	Notes
February 4	Eclipse	105	1	1	32	2	6	0	2	2	2	2	7	9	3	1	0	0	3	2	6	
February 6	Rhythm	472	1	1	30	4	7	0	1	0	0	5	10	15	2	1	1	1	2	1	8	
February 7	Glow	228	1	1	25	4	6	0	2	1	1	3	6	9	1	1	0	3	1	1	9	
February 11	Eclipse	98	1	1	34	2	6	0	1	2	3	1	8	9	1	3	1	0	2	0	6	
February 13	Rhythm	383	1	1	33	1	4	0	1	0	0	2	11	13	3	2	2	2	3	0	2	
February 14	Glow	194	1	1	28	1	3	1	2	0	0	4	8	12	0	1	4	1	1	0	3	
February 18																						
February 20																						
February 21																						
February 25																						
February 26																						
March 1																						

#41 • ALAINA COATES • CENTER • 6-4 • IRMO, S.C. • SOUTH CAROLINA • SHE/HER



SEASON HIGHS			
Statistic	No.	Opponent	Date
Points	3	Glow	February 13, 2026
FG Made	1	Three times	
FG Attempts	2	Eclipse	February 4, 2026
3-Pt. FG Made	-		
3-Pt. FG Attempts	-		
FT Made	1	Glow	February 13, 2026
FT Attempts	2	Glow	February 13, 2026
Rebounds	8	Glow	February 7, 2026
Assists	-		
Turnovers	1	Three times	
Blocks	1	Four times	
Steals	2	Glow	February 7, 2026
Minutes	19	Glow	February 7, 2026
Leaderboard Points	422	Gold Rush	February 11, 2026

CAREER HIGHS			
Statistic	No.	Opponent	Date
Points	3	Glow	February 13, 2026
FG Made	1	Three times	
FG Attempts	2	Eclipse	February 4, 2026
3-Pt. FG Made	-		
3-Pt. FG Attempts	-		
FT Made	1	Glow	February 13, 2026
FT Attempts	2	Glow	February 13, 2026
Rebounds	8	Glow	February 7, 2026
Assists	-		
Turnovers	1	Three times	
Blocks	1	Four times	
Steals	2	Glow	February 7, 2026
Minutes	19	Glow	February 7, 2026
Leaderboard Points	422	Gold Rush	February 11, 2026

GAME-BY-GAME LOGS

Date	Opponent	LPTS	GP	GS	MP	FGM	FGA	3FGM	3FGA	FTM	FTA	OR	DR	REB	FC	FD	A	TO	BLK	STL	PTS	Notes
February 4	Eclipse	20	1	0	4	1	2	0	0	0	0	1	0	1	0	0	0	0	0	0	2	
February 6	Rhythm	327	1	0	5	0	0	0	0	0	0	1	3	4	1	0	0	1	1	1	0	
February 7	Glow	194	1	0	19	1	1	0	0	0	0	0	8	8	2	0	0	0	1	2	2	
February 11	Gold Rush	422	1	0	9	0	0	0	0	0	0	0	2	2	1	0	0	1	1	0	0	
February 13	Glow	87	1	0	7	1	1	0	0	1	2	0	3	3	1	2	0	1	1	0	3	
February 14	Rhythm	360																				DID NOT PLAY (CAPTAIN'S DECISION)
February 18																						
February 20																						
February 21																						
February 25																						
February 26																						
March 1																						

#42 • EMMA CANNON • FORWARD • 6-2 • ROCHESTER, N.Y. • UCF/FLORIDA SOUTHERN • SHE/HER



SEASON HIGHS			
Statistic	No.	Opponent	Date
Points	14	Gold Rush	February 7, 2026
FG Made	5	Gold Rush	February 7, 2026
FG Attempts	8	Gold Rush	February 7, 2026
3-Pt. FG Made	2	Gold Rush	February 7, 2026
3-Pt. FG Attempts	4	Two times	
FT Made	6	Eclipse	February 6, 2026
FT Attempts	6	Two times	
Rebounds	6	Eclipse	February 6, 2026
Assists	2	Rhythm	February 4, 2026
Turnovers	1	Five times	
Blocks	1	Three times	
Steals	2	Gold Rush	February 7, 2026
Minutes	19	Two times	
Leaderboard Points	445	Eclipse	February 13, 2026

CAREER HIGHS			
Statistic	No.	Opponent	Date
Points	14	Gold Rush	February 7, 2026
FG Made	5	Gold Rush	February 7, 2026
FG Attempts	8	Gold Rush	February 7, 2026
3-Pt. FG Made	2	Gold Rush	February 7, 2026
3-Pt. FG Attempts	4	Two times	
FT Made	6	Eclipse	February 6, 2026
FT Attempts	6	Two times	
Rebounds	6	Eclipse	February 6, 2026
Assists	2	Rhythm	February 4, 2026
Turnovers	1	Five times	
Blocks	1	Three times	
Steals	2	Gold Rush	February 7, 2026
Minutes	19	Two times	
Leaderboard Points	445	Eclipse	February 13, 2026

GAME-BY-GAME LOGS

Date	Opponent	LPTS	GP	GS	MP	FGM	FGA	3FGM	3FGA	FTM	FTA	OR	DR	REB	FC	FD	A	TO	BLK	STL	PTS	Notes
February 4	Rhythm	394	1	0	12	2	6	1	4	5	6	1	4	5	1	3	2	1	0	0	10	
February 6	Eclipse	160	1	0	16	1	2	0	0	6	6	2	4	6	4	5	0	1	1	1	8	
February 7	Gold Rush	439	1	0	18	5	8	2	4	2	3	0	5	5	1	3	0	1	0	2	14	
February 11	Rhythm	365	1	0	19	2	4	1	2	0	0	0	5	5	4	0	0	1	0	0	5	
February 13	Eclipse	445	1	0	19	4	7	1	3	1	2	2	3	5	2	1	0	1	1	1	10	
February 14	Gold Rush	440	1	0	14	3	7	1	3	0	0	1	4	5	0	0	1	0	1	0	7	
February 18																						
February 20																						
February 21																						
February 25																						
February 26																						
March 1																						

#69 • KIERSTAN BELL • GUARD • 6-1 • ALLIANCE, OHIO • FLORIDA GULF COAST • SHE/HER



SEASON HIGHS			
Statistic	No.	Opponent	Date
Points	14	Gold Rush	February 14, 2026
FG Made	5	Two times	
FG Attempts	12	Gold Rush	February 14, 2026
3-Pt. FG Made	4	Gold Rush	February 14, 2026
3-Pt. FG Attempts	7	Gold Rush	February 4, 2026
FT Made	3	Eclipse	February 13, 2026
FT Attempts	3	Eclipse	February 13, 2026
Rebounds	6	Eclipse	February 13, 2026
Assists	2	Two times	
Turnovers	2	Two times	
Blocks	2	Rhythm	February 7, 2026
Steals	2	Two times	
Minutes	28	Gold Rush	February 14, 2026
Leaderboard Points	481	Gold Rush	February 4, 2026

CAREER HIGHS			
Statistic	No.	Opponent	Date
Points	26	Two times	
FG Made	10	Two times	
FG Attempts	21	Team Smith	March 25, 2023
3-Pt. FG Made	6	Team Sims	March 22, 2024
3-Pt. FG Attempts	14	Team Cloud	March 23, 2024
FT Made	7	Team T. Mitchell	March 9, 2024
FT Attempts	11	Team T. Mitchell	March 9, 2024
Rebounds	11	Two times	
Assists	10	Team Hillmon	March 18, 2023
Turnovers	5	Two times	
Blocks	2	Six times	
Steals	4	Team Gray	March 7, 2024
Minutes	43	Team Hillmon	March 10, 2023
Leaderboard Points	698	Team T. Mitchell	March 17, 2024

GAME-BY-GAME LOGS

Date	Opponent	LPTS	GP	GS	MP	FGM	FGA	3FGM	3FGA	FTM	FTA	OR	DR	REB	FC	FD	A	TO	BLK	STL	PTS	Notes
February 4	Gold Rush	481	1	0	20	4	11	2	7	0	2	2	3	5	1	1	1	1	0	2	10	
February 6	Glow	418	1	0	18	3	8	1	4	2	2	1	2	3	3	3	2	2	0	1	9	
February 7	Rhythm	309	1	0	20	5	11	2	6	0	0	0	1	1	2	0	1	1	2	0	12	
February 11	Rhythm	398	1	1	20	4	9	3	6	1	2	0	2	2	2	1	0	2	0	0	12	
February 13	Eclipse	450	1	1	25	3	9	1	5	3	3	0	6	6	4	3	2	0	0	2	10	
February 14	Gold Rush	440	1	1	28	5	12	4	6	0	0	0	4	4	0	0	0	1	0	0	14	
February 18																						
February 20																						
February 21																						
February 25																						
February 26																						
March 1																						

#75 • AIR HEARN • GUARD • 5-8 • MEMPHIS, TENN. • MEMPHIS • SHE/HER



SEASON HIGHS			
Statistic	No.	Opponent	Date
Points	2	Eclipse	February 4, 2026
FG Made	1	Eclipse	February 4, 2026
FG Attempts	2	Eclipse	February 4, 2026
3-Pt. FG Made	-		
3-Pt. FG Attempts	-		
FT Made	-		
FT Attempts	-		
Rebounds	-		
Assists	1	Eclipse	February 4, 2026
Turnovers	2	Eclipse	February 4, 2026
Blocks	1	Eclipse	February 4, 2026
Steals	1	Eclipse	February 4, 2026
Minutes	12	Eclipse	February 4, 2026
Leaderboard Points	300	Rhythm	February 6, 2026

CAREER HIGHS			
Statistic	No.	Opponent	Date
Points	25	Team Gray	March 14, 2024
FG Made	10	Team Gray	March 14, 2024
FG Attempts	18	Team Sims	March 7, 2024
3-Pt. FG Made	5	Team Gray	March 14, 2024
3-Pt. FG Attempts	9	Team Sims	March 7, 2024
FT Made	6	Team K. Mitchell	March 10, 2023
FT Attempts	8	Team K. Mitchell	March 10, 2023
Rebounds	9	Team Sims	March 7, 2024
Assists	7	Team Brown	February 23, 2022
Turnovers	4	Team Gray	March 2, 2024
Blocks	3	Team Sims	February 29, 2024
Steals	3	Eight times	
Minutes	40	Four times	
Leaderboard Points	590	Team T. Mitchell	March 17, 2024

GAME-BY-GAME LOGS

Date	Opponent	LPTS	GP	GS	MP	FGM	FGA	3FGM	3FGA	FTM	FTA	OR	DR	REB	FC	FD	A	TO	BLK	STL	PTS	Notes
February 4	Eclipse	20	1	0	12	1	2	0	0	0	0	0	0	0	0	0	1	2	1	1	2	
February 6	Rhythm	300																				DID NOT PLAY (INACTIVE)
February 7	Glow	120																				DID NOT PLAY (INACTIVE)
February 11	-	-																				DID NOT PLAY (INACTIVE)
February 13	-	-																				DID NOT PLAY (INACTIVE)
February 14	-	-																				DID NOT PLAY (INACTIVE)
February 18																						
February 20																						
February 21																						
February 25																						
February 26																						
March 1																						

#77 • ARIEL ATKINS • GUARD • 5-10 • DUNCANVILLE, TEXAS • TEXAS • SHE/HER



SEASON HIGHS			
Statistic	No.	Opponent	Date
Points	19	Gold Rush	February 7, 2026
FG Made	7	Gold Rush	February 7, 2026
FG Attempts	17	Gold Rush	February 7, 2026
3-Pt. FG Made	3	Gold Rush	February 7, 2026
3-Pt. FG Attempts	5	Two times	
FT Made	3	Glow	February 13, 2026
FT Attempts	5	Glow	February 13, 2026
Rebounds	8	Gold Rush	February 7, 2026
Assists	5	Gold Rush	February 7, 2026
Turnovers	6	Eclipse	February 6, 2026
Blocks	-		
Steals	6	Gold Rush	February 11, 2026
Minutes	32	Gold Rush	February 7, 2026
Leaderboard Points	574	Gold Rush	February 7, 2026

CAREER HIGHS			
Statistic	No.	Opponent	Date
Points	19	Gold Rush	February 7, 2026
FG Made	7	Gold Rush	February 7, 2026
FG Attempts	17	Gold Rush	February 7, 2026
3-Pt. FG Made	3	Gold Rush	February 7, 2026
3-Pt. FG Attempts	5	Two times	
FT Made	3	Glow	February 13, 2026
FT Attempts	5	Glow	February 13, 2026
Rebounds	8	Gold Rush	February 7, 2026
Assists	5	Gold Rush	February 7, 2026
Turnovers	6	Eclipse	February 6, 2026
Blocks	-		
Steals	6	Gold Rush	February 11, 2026
Minutes	32	Gold Rush	February 7, 2026
Leaderboard Points	574	Gold Rush	February 7, 2026

GAME-BY-GAME LOGS

Date	Opponent	LPTS	GP	GS	MP	FGM	FGA	3FGM	3FGA	FTM	FTA	OR	DR	REB	FC	FD	A	TO	BLK	STL	PTS	Notes
February 4	Rhythm	390	1	1	30	4	11	2	5	2	2	0	4	4	1	2	1	3	0	4	12	
February 6	Eclipse	26	1	1	24	3	9	0	4	2	2	0	2	2	3	2	2	6	0	0	8	
February 7	Gold Rush	574	1	1	32	7	17	3	5	2	2	2	6	8	4	2	5	4	0	5	19	MVP 1
February 11	Gold Rush	513	1	1	27	2	9	1	3	2	2	0	5	5	2	1	4	2	0	6	7	
February 13	Glow	87	1	1	15	3	7	1	4	3	5	1	1	2	3	4	0	3	0	1	10	
February 14	Rhythm	360																				DID NOT PLAY (INACTIVE)
February 18																						
February 20																						
February 21																						
February 25																						
February 26																						
March 1																						

#88 • KAYANA TRAYLOR • GUARD • 5-9 • MARTINSVILLE, IND. • VIRGINIA TECH • SHE/HER



SEASON HIGHS			
Statistic	No.	Opponent	Date
Points	14	Two times	
FG Made	5	Glow	February 6, 2026
FG Attempts	10	Glow	February 6, 2026
3-Pt. FG Made	2	Gold Rush	February 13, 2026
3-Pt. FG Attempts	4	Glow	February 6, 2026
FT Made	4	Two times	
FT Attempts	4	Three times	
Rebounds	3	Glow	February 11, 2026
Assists	4	Eclipse	February 14, 2026
Turnovers	2	Two times	
Blocks	1	Eclipse	February 14, 2026
Steals	3	Glow	February 11, 2026
Minutes	29	Eclipse	February 14, 2026
Leaderboard Points	451	Glow	February 6, 2026

CAREER HIGHS			
Statistic	No.	Opponent	Date
Points	14	Two times	
FG Made	5	Glow	February 6, 2026
FG Attempts	10	Glow	February 6, 2026
3-Pt. FG Made	2	Gold Rush	February 13, 2026
3-Pt. FG Attempts	4	Glow	February 6, 2026
FT Made	4	Two times	
FT Attempts	4	Three times	
Rebounds	3	Glow	February 11, 2026
Assists	4	Eclipse	February 14, 2026
Turnovers	2	Two times	
Blocks	1	Eclipse	February 14, 2026
Steals	3	Glow	February 11, 2026
Minutes	29	Eclipse	February 14, 2026
Leaderboard Points	451	Glow	February 6, 2026

GAME-BY-GAME LOGS

Date	Opponent	LPTS	GP	GS	MP	FGM	FGA	3FGM	3FGA	FTM	FTA	OR	DR	REB	FC	FD	A	TO	BLK	STL	PTS	Notes
February 4	Gold Rush	398	1	0	15	2	7	0	3	0	0	0	0	0	4	0	1	0	0	1	4	
February 6	Glow	451	1	0	14	5	10	1	4	3	4	1	1	2	2	3	1	1	0	0	14	
February 7	Rhythm	317	1	0	13	3	3	1	1	0	0	0	1	1	1	0	2	1	0	0	7	
February 11	Glow	133	1	1	24	1	2	1	1	2	2	0	3	3	3	2	2	2	0	3	5	
February 13	Gold Rush	250	1	1	20	4	8	2	2	4	4	0	2	2	1	2	3	2	0	1	14	
February 14	Eclipse	165	1	1	29	2	5	0	1	4	4	0	1	1	1	2	4	0	1	0	8	
February 18																						
February 20																						
February 21																						
February 25																						
February 26																						
March 1																						

#93 • ALISSA PILI • FORWARD • 6-2 • ANCHORAGE, ALASKA • UTAH • SHE/HER



SEASON HIGHS			
Statistic	No.	Opponent	Date
Points	16	Glow	February 13, 2026
FG Made	7	Glow	February 13, 2026
FG Attempts	9	Glow	February 13, 2026
3-Pt. FG Made	1	Two times	
3-Pt. FG Attempts	3	Two times	
FT Made	4	Rhythm	February 14, 2026
FT Attempts	6	Rhythm	February 14, 2026
Rebounds	6	Glow	February 13, 2026
Assists	5	Glow	February 13, 2026
Turnovers	2	Glow	February 13, 2026
Blocks	-		
Steals	1	Rhythm	February 14, 2026
Minutes	26	Glow	February 13, 2026
Leaderboard Points	490	Gold Rush	February 11, 2026

CAREER HIGHS			
Statistic	No.	Opponent	Date
Points	20	Team Bell	February 8, 2025
FG Made	7	Three times	
FG Attempts	18	Team Westbrook	February 7, 2025
3-Pt. FG Made	3	Two times	
3-Pt. FG Attempts	9	Team Sims	March 1, 2025
FT Made	7	Team Harrison	February 5, 2025
FT Attempts	10	Team Harrison	February 5, 2025
Rebounds	9	Team Harrison	February 5, 2025
Assists	5	Glow	February 13, 2026
Turnovers	4	Two times	
Blocks	2	Four times	
Steals	3	Team Bell	February 8, 2025
Minutes	36	Two times	
Leaderboard Points	599	Team Bell	February 8, 2025

GAME-BY-GAME LOGS

Date	Opponent	LPTS	GP	GS	MP	FGM	FGA	3FGM	3FGA	FTM	FTA	OR	DR	REB	FC	FD	A	TO	BLK	STL	PTS	Notes
February 4	-	-																				DID NOT PLAY (NOT ON ROSTER)
February 6	-	-																				DID NOT PLAY (NOT ON ROSTER)
February 7	-	-																				DID NOT PLAY (NOT ON ROSTER)
February 11	Gold Rush	490	1	0	16	4	8	1	3	2	3	1	2	3	2	4	0	1	0	0	11	
February 13	Glow	224	1	0	26	7	9	1	1	1	1	0	6	6	4	1	5	2	0	0	16	
February 14	Rhythm	418	1	0	17	3	7	0	3	4	6	1	0	1	3	3	2	1	0	1	10	
February 18																						
February 20																						
February 21																						
February 25																						
February 26																						
March 1																						

#99 • ODYSSEY SIMS • GUARD • 5-8 • IRVING, TEXAS • BAYLOR • SHE/HER



SEASON HIGHS			
Statistic	No.	Opponent	Date
Points	31	Rhythm	February 11, 2026
FG Made	11	Rhythm	February 11, 2026
FG Attempts	24	Rhythm	February 6, 2026
3-Pt. FG Made	-		
3-Pt. FG Attempts	5	Glow	February 7, 2026
FT Made	9	Two times	
FT Attempts	14	Glow	February 7, 2026
Rebounds	7	Three times	
Assists	8	Rhythm	February 11, 2026
Turnovers	7	Glow	February 7, 2026
Blocks	-		
Steals	3	Eclipse	February 4, 2026
Minutes	40	Rhythm	February 6, 2026
Leaderboard Points	824	Rhythm	February 11, 2026

CAREER HIGHS			
Statistic	No.	Opponent	Date
Points	41	Team Bradford	February 15, 2025
FG Made	14	Team Hillmon	March 24, 2023
FG Attempts	28	Team Williams	February 23, 2023
3-Pt. FG Made	6	Team Brown	February 26, 2022
3-Pt. FG Attempts	11	Two times	
FT Made	15	Team Harrison	March 4, 2023
FT Attempts	17	Team Harrison	March 4, 2023
Rebounds	12	Team Brown	February 11, 2022
Assists	16	Team Gray	March 3, 2024
Turnovers	7	Three times	
Blocks	1	Five times	
Steals	7	Team Bradford	February 15, 2025
Minutes	45	Two times	
Leaderboard Points	941	Team Bradford	February 15, 2025

GAME-BY-GAME LOGS

Date	Opponent	LPTS	GP	GS	MP	FGM	FGA	3FGM	3FGA	FTM	FTA	OR	DR	REB	FC	FD	A	TO	BLK	STL	PTS	Notes
February 4	Eclipse	101	1	1	37	8	20	0	4	2	4	0	7	7	2	9	3	5	0	3	18	
February 6	Rhythm	548	1	1	40	8	24	0	3	5	5	3	4	7	2	5	6	2	0	1	21	MVP 1
February 7	Glow	214	1	1	39	7	21	0	5	9	14	1	6	7	1	8	3	7	0	0	23	MVP 3
February 11	Rhythm	824	1	1	27	11	15	0	1	9	10	0	0	0	0	6	8	0	0	1	31	MVP 1
February 13	Eclipse	552	1	1	36	10	23	0	2	5	7	1	2	3	1	8	3	5	0	0	25	MVP 2
February 14	Gold Rush	590	1	1	26	8	13	0	1	1	2	1	0	1	1	2	4	1	0	2	17	MVP 2
February 18																						
February 20																						
February 21																						
February 25																						
February 26																						
March 1																						

1

GLOW 86, RHYTHM 73
FEBRUARY 4, 2026

Rhythm 73 • 0-1

#	Player	Total		3-Ptr		Rebounds			PF	TP	A		TO	Bk	Stl	Min
		FG-FGA	FT-FTA	FG-FGA	FT-FTA	Off	Def	Tot								
09	Brianna Turner	f	3-8	1-3	0-0	2	9	11	3	7	3	2	2	1		35
40	Lexie Brown		0-0	0-0	0-0	0	0	0	1	0	1	1	0	0	3	7
10	Bree Hall	g	6-14	3-8	2-3	0	4	4	3	17	0	3	1	1	0	23
11	Kia Nurse	g	7-23	3-9	5-6	1	3	4	1	22	2	1	0	0	0	28
34	Shey Peddy	g	0-3	0-2	2-2	0	2	2	5	2	4	3	0	0	0	23
00	Jaylyn Sherrod		2-7	0-2	3-4	0	1	1	1	7	1	1	0	3	18	18
06	Aaliyah Nye		2-7	1-3	2-2	0	3	3	3	7	1	3	1	0	25	25
08	Sequoia Holmes		0-5	0-3	0-0	0	1	1	1	0	0	2	0	0	0	9
30	Rebecca Harris		1-2	0-0	0-0	1	0	1	1	2	0	0	0	0	0	5
33	Natasha Mack		4-6	0-0	1-1	4	10	14	2	9	1	0	3	4	31	31
Team						1	2	3								
Totals			25-75	8-30	15-18	9	35	44	21	73	13	16	7	9		200
1st FG %:		5-21	23.8%	2nd 7-19	36.8%	3rd 7-15	46.7%	4th 6-30	30.0%	Game: 25-75	33.3%	Deadball				
3FG %:		2-9	22.2%	2-9	22.2%	1-3	33.3%	3-9	33.3%	8-30	26.7%	Rebounds				
FT %:		1-1	100.0%	4-4	100.0%	6-7	85.7%	4-6	66.7%	15-18	83.3%	3				

Glow 86 • 1-0

#	Player	Total		3-Ptr		Rebounds			PF	TP	A		TO	Bk	Stl	Min
		FG-FGA	FT-FTA	FG-FGA	FT-FTA	Off	Def	Tot								
05	NaLyssa Smith	f	6-9	1-1	3-7	4	12	16	3	16	1	2	0	1	1	31
31	Tina Charles	c	8-14	0-1	1-1	1	8	9	2	17	1	2	1	1	1	31
01	Ti-Hina Paopao	g	3-6	2-4	0-0	0	2	2	4	8	3	0	0	2	27	27
17	Grace Berger	g	0-1	0-0	0-0	0	0	0	2	0	0	2	0	0	0	11
77	Ariel Atkins	g	4-11	2-5	2-2	0	4	4	1	12	1	3	0	4	30	30
14	Zia Cooke		6-14	2-5	2-2	0	4	4	1	16	1	2	1	1	19	19
15	Jacy Sheldon		2-5	0-1	0-0	0	2	2	3	4	2	1	0	0	0	19
22	JoJo Lacey		0-2	0-1	0-0	1	0	1	0	0	0	1	0	0	0	5
25	Deja Kelly		1-6	0-2	1-2	0	4	4	1	3	1	0	0	1	15	15
42	Emma Cannon		2-6	1-4	5-6	1	4	5	1	10	2	1	0	0	12	12
Team						3	1	4								
Totals			32-74	8-24	14-20	10	41	51	18	86	12	14	2	10		200
1st FG %:		12-20	60.0%	2nd 3-15	20.0%	3rd 7-21	33.3%	4th 10-18	55.6%	Game: 32-74	43.2%	Deadball				
3FG %:		4-7	57.1%	1-7	14.3%	1-4	25.0%	2-6	33.3%	8-24	33.3%	Rebounds				
FT %:		5-8	62.5%	4-6	66.7%	2-2	100.0%	3-4	75.0%	14-20	70.0%	3				

Officials: Gerda Gatting (CC), KD Versoza, Kenzie Murray

Technical fouls: Rhythm-None, Glow-None.

Attendance:

Fouled Out: n/a

MEMO: N. Smith sets AU Pro Basketball Opening Night record with 16 rebounds

Score by periods	1st	2nd	3rd	4th	Total
Rhythm	13	20	21	19	73
Glow	33	11	17	25	86

Points

In Paint

Off T/O

2nd Chance

Fast Break

Bench

649

26

9

10

11

25

648

38

14

14

6

33

Score tied - 2 times.

Lead changed - 0 times.

Last FG - 649 4th-00:35, 648 4th-00:22.

Largest lead - 649 None, 648 by 23 2nd-08:38.

649 led for 00:00, 648 led for 39:18. Game was tied for 00:42.

2

ECLIPSE 101, GOLD RUSH 83
FEBRUARY 4, 2026

Gold Rush 83 • 0-1

#	Player	Total		3-Ptr		Rebounds			PF	TP	A		TO	Bk	Stl	Min
		FG-FGA	FT-FTA	FG-FGA	FT-FTA	Off	Def	Tot								
02	Isabelle Harrison	f	1-5	0-0	2-4	2	0	2	0	4	0	0	0	0	0	7
40	Kiah Stokes	c	2-6	0-2	2-2	2	7	9	3	6	0	0	3	2		32
21	Mercedes Russell	g	3-5	0-0	1-4	1	2	3	5	7	1	2	0	1	21	21
20	Kaitlyn Chen		3-6	0-2	4-6	3	2	5	0	10	4	2	0	0	0	25
35	Rebekah Gardner	g	6-8	2-3	3-3	2	2	4	2	17	1	1	0	2	21	21
12	McKenzie Forbes		0-2	0-1	0-0	1	0	1	1	0	3	0	0	0	0	16
26	Kiara Leslie		1-3	1-3	0-0	0	1	1	1	6	0	0	0	2	15	15
32	Asia Taylor		4-7	1-3	2-4	0	2	2	6	11	1	1	0	0	0	14
69	Kierstan Bell		3-8	1-4	2-2	1	2	3	3	9	2	2	0	1	18	18
88	Kayana Traylor		5-10	1-4	3-4	1	1	2	2	14	1	1	0	0	14	14
Team						0	1	1								
Totals			35-77	7-30	24-35	15	31	46	21	101	21	12	2	11		200
1st FG %:		10-20	50.0%	2nd 8-20	40.0%	3rd 8-18	44.4%	4th 9-19	47.4%	Game: 35-77	45.5%	Deadball				
3FG %:		3-8	37.5%	2-9	22.2%	0-6	0.0%	6-10	60.0%	7-30	23.3%	Rebounds				
FT %:		5-7	71.4%	7-10	70.0%	6-8	75.0%	24-35	68.6%	24-35	68.6%	5				

Eclipse 100 • 2-0

#	Player	Total		3-Ptr		Rebounds			PF	TP	A		TO	Bk	Stl	Min
		FG-FGA	FT-FTA	FG-FGA	FT-FTA	Off	Def	Tot								
07	Alysha Clark	f	2-4	0-1	0-0	1	3	4	2	4	1	1	0	0	25	25
24	Aneesah Morrow	f	5-11	1-3	3-4	0	10	10	3	14	3	2	2	1	0	27
21	Mercedes Russell	c	6-10	0-0	0-0	3	6	9	4	12	3	4	0	2	31	31
20	Kaitlyn Chen	g	7-7	1-1	3-4	0	2	2	3	18	6	5	0	1	0	26
35	Rebekah Gardner	g	5-5	2-2	0-0	0	0	0	1	12	1	2	0	1	16	16
12	McKenzie Forbes		0-2	0-1	0-0	1	0	1	1	0	3	0	0	0	14	14
26	Kiara Leslie		2-3	1-1	1-2	0	1	1	1	6	0	0	0	2	15	15
32	Asia Taylor		4-7	1-3	2-4	0	2	2	6	11	1	1	0	0	0	14
69	Kierstan Bell		3-8	1-4	2-2	1	2	3	3	9	2	2	0	1	18	18
88	Kayana Traylor		5-10	1-4	3-4	1	1	2	2	14	1	1	0	0	14	14
Team						0	1	1								
Totals			39-67	8-20	14-20	7	28	35	26	100	24	19	2	8		200
1st FG %:		1														

5

ECLIPSE 80, RHYTHM 76

FEBRUARY 7, 2026

Eclipse 80 • 3-0

#	Player		Total		3-Ptr		Rebounds			PF	TP	A	TO	Bk	Stl	Min
			FG-FGA	FT-FGA	FG-FGA	FT-FGA	Off	Def	Tot							
07	Alysha Clark	f	2-9	1-3	4-4	1	4	5	3	9	5	0	0	0	31	
24	Aneesah Morrow	f	7-17	0-1	2-3	2	3	5	3	16	0	1	0	2	26	
21	Mercedes Russell	c	5-14	0-0	0-0	6	10	16	3	10	2	1	0	3	32	
20	Kaitlyn Chen	g	6-11	3-5	0-0	3	1	4	1	15	3	3	0	1	31	
35	Rebekah Gardner	g	3-6	0-2	2-2	1	3	4	1	8	6	2	0	1	32	
12	McKenzie Forbes		1-4	1-2	0-0	0	0	0	1	3	0	0	2	0	8	
26	Kiara Leslie		0-3	0-2	0-0	1	3	4	1	0	1	1	0	0	7	
69	Kierstan Bell		5-11	2-6	0-0	0	1	1	2	12	1	1	2	0	20	
88	Kayana Traylor		3-3	1-1	0-0	0	1	1	1	7	2	1	0	0	13	
Team						0	0	0								
Totals			32-78	8-22	8-9	14	26	40	16	80	20	10	4	7	200	
1st FG %:		10-19	52.6%	2nd 7-21	33.3%	3rd 8-18	44.4%	4th 7-20	35.0%	Game:	32-78	41.0%	Deadball			
3FG %:		4-9	44.4%	2-5	40.0%	1-5	20.0%	1-3	33.3%		8-22	36.4%	Rebounds			
FT %:		2-2	100.0%	1-1	100.0%	3-4	75.0%	2-2	100.0%		8-9	88.9%	3			

Rhythm 76 • 0-3

#	Player		Total		3-Ptr		Rebounds			PF	TP	A	TO	Bk	Stl	Min
			FG-FGA	FT-FGA	FG-FGA	FT-FGA	Off	Def	Tot							
09	Brianna Turner	f	1-1	0-0	0-0	0	1	1	1	2	0	4	0	0	15	
33	Natasha Mack	f	5-7	0-0	1-2	4	9	13	0	11	0	1	5	0	25	
40	Lexie Brown	g	0-2	0-1	0-0	0	2	2	2	0	1	0	0	0	8	
11	Kia Nurse	g	2-9	1-6	5-7	1	2	3	1	10	2	5	0	0	31	
34	Shey Peddy	g	0-3	0-2	0-0	0	2	2	1	0	0	2	0	0	19	
00	Jaylyn Sherrod		5-12	0-1	4-5	2	5	7	3	14	5	2	0	1	28	
06	Aaliyah Nye		5-10	2-5	0-0	0	1	1	1	12	1	1	0	1	25	
08	Sequoia Holmes		1-8	0-2	0-0	2	4	6	2	2	1	0	0	1	14	
10	Bree Hall		10-14	2-5	3-7	2	3	5	0	25	2	1	0	0	30	
30	Rebecca Harris		0-1	0-0	0-0	1	1	2	0	0	0	0	0	0	5	
Team						3	0	3								
Totals			29-67	5-22	13-21	15	30	45	11	76	12	18	5	3	200	
1st FG %:		8-24	33.3%	2nd 7-16	43.8%	3rd 9-14	64.3%	4th 5-13	38.5%	Game:	29-67	43.3%	Deadball			
3FG %:		0-6	0.0%	1-6	16.7%	2-5	40.0%	2-5	40.0%		5-22	22.7%	Rebounds			
FT %:		1-2	50.0%	3-3	100.0%	3-6	50.0%	6-10	60.0%		13-21	61.9%	5			

Officials: KD Versoza (CC), Ashley Birch, Kenzie Murray

Technical fouls: Eclipse-None. Rhythm-None.

Attendance:

Fouled Out: n/a

MEMO: Eclipse is 9th team in AU history to win 3 games in single week

MEMO: Eclipse is 6th team in AU history to win game despite losing 3 quarters

MEMO: Rhythm is 12th team in AU history to lose 3 games in single week

Score by periods	1st	2nd	3rd	4th	Total
Eclipse	26	17	20	17	80
Rhythm	17	18	23	18	76

In Paint

Off T/O

2nd Chance

Fast Break

Bench

Points

650

40

21

6

18

22

649

42

7

15

17

53

Score tied - 2 times.

Lead changed - 0 times.

Last FG - 650 4th-00:11, 649 4th-01:56.

Largest lead - 650 by 18 1st-04:32, 649 None.

650 led for 38:48, 649 led for 00:00. Game was tied for 00:40.

GLOW 91, ECLIPSE 80
FEBRUARY 13, 2026

Eclipse 80 • 1-1

#	Player		Total			3-Ptr		Rebounds				PF	TP	A	TO	Blk	Stl	Min
			FG-FGA	FG-FGT	FT-FTA	R	Off	Def										
07	Alysha Clark	f	6-14	3-5	2-3	0	3	3	4	17	3	1	0	0	0	0	32	
21	Mercedes Russell	c	2-5	0-0	1-2	2	7	9	3	5	2	5	0	2	37			
31	Tina Charles	c	0-2	0-0	0-0	0	2	2	0	0	0	0	0	0	0	6		
34	Shey Peddy	g	7-14	5-8	0-0	1	4	5	3	19	7	5	0	3	31			
77	Ariel Atkins	g	3-7	1-4	3-5	1	1	2	3	10	0	3	0	1	15			
00	Jaylin Sherrod		1-5	0-1	1-2	0	1	1	1	3	4	2	0	0	16			
06	Aaliyah Nye		2-6	2-3	1-2	1	4	5	0	7	0	1	2	0	26			
22	JoJo Lacey		0-0	0-0	0-0	0	0	0	1	0	0	0	0	0	4			
41	Alaina Coates		1-1	0-0	1-2	0	3	3	1	3	0	1	1	0	7			
93	Alissa Pili		7-9	1-1	1-1	0	6	6	5	16	5	2	0	0	26			
	Team					0	2	2										
	Totals		29-63	12-22	10-17	5	33	38	21	80	21	20	3	6	200			
	1st: FG %:	9-17	52.9%	2nd: 4-11	36.4%	3rd: 9-17	52.9%	4th: 1-8	12.5%	Game: 29-63	46.0%	Deadball						
	3FG %:	4-6	66.7%	1-5	20.0%	2-3	66.7%	5-8	62.5%	Game: 12-22	54.5%	Rebound						
	FT %:	4-6	80.0%	2-5	40.0%	2-4	50.0%	2-3	66.7%	Game: 10-17	58.8%	6						

Glow 91 • 2-0

#	Player		Total		3-Ptr		Rebounds										Min
			FG-FGA		FG-FGA	FT-FTA	Off	Def	Tot	PF	TP	A	To	Blk	Stl		
33	Natasha Mack	f	4-10	1-2	2-2	4	9	13	2	11	1	0	2	2		29	
13	Sarah Ashlee Barker	g	4-6	2-4	2-4	0	4	4	1	12	2	0	2	3	29		
35	Rebekah Gardner		5-8	0-1	4-4	0	3	3	5	14	2	1	0	0	24		
69	Kierstan Bell	g	3-9	1-5	3-3	0	6	6	4	10	2	0	0	2	25		
99	Odyssey Sims	g	10-23	0-2	5-7	1	2	3	1	25	3	5	0	0	36		
12	McKenzie Forbes		1-6	1-4	0-0	0	0	0	1	3	1	0	0	0	18		
17	Grace Berger		0-1	0-0	0-0	0	0	0	0	0	3	2	0	2	13		
28	Dorie Harrison		2-4	1-1	1-2	1	2	3	4	6	1	0	0	0	7		
42	Emma Cannon		4-7	1-3	1-2	2	3	5	2	10	0	1	1	1	19		
Team							1	1	2								
			33-74	7-22	18-24	9	30	39	20	91	13	11	3	10		200	
1st-FG %			8-19		2nd: 4-15	26.7%	3rd: 12-19	63.2%	4th: 9-21	42.9%	Game: 33-74		44.6%	Deadball			
FT %			2-9	22.2%	1-6	16.7%	3-4	75.0%	1-3	33.3%	1-22		31.8%	Rebound			
3FG %			4-4	100.0%	8-11	72.7%	4-5	80.0%	2-4	50.0%	18-24		75.0%	5			

Officials: Erik Aellig (CC), Leah Lanie, Alicia Shivers
 Technical fouls: Eclipse-Alysha Clark; Tina Charles. Glow-None.
 Attendance:
 Fouled Out: n/a
 TECHNICAL FOUL: T. Charles (4:18, 1st)
 TECHNICAL FOUL: A. Clark (2:02, 2nd)

Score by periods	1st	2nd	3rd	4th	Total
Eclipse	26	11	22	21	80
Glow	22	17	31	21	91

Last FG - 654 4th-01:26, 652 4th-01:29.
Largest lead - 654 by 7 1st-06:51, 652 by 19 4th-05:35.
654 led for 09:41. 652 led for 26:27. Game was tied for 03:47.

	In Paint	Off T/O	2nd Chance	Fast Break	Bench
Points					
654	30	11	6	10	29
652	50	27	12	15	19

Score tied - 4 times.
Lead changed - 9 times.

GOLD RUSH 97, RHYTHM 86
FEBRUARY 13, 2026

Rhythm 86 • 0-2

#	Player		Total			3-Pr			Rebounds								Min
			FG-FGA			FG-FGA			Off	Def	Tot	PF	TP	A	TO	Bk	
05	Nalyssa Smith	f	6-16		0-1	3-4		2	2	4	3	15	2	0	0	0	30
24	Aneesah Morrow	f	2-13		0-2	5-8		5	10	15	2	9	2	2	1	2	34
14	Zia Cooke	g	4-13		1-4	4-4		0	2	2	4	13	3	0	0	2	30
23	Aerial Powers	g	4-7		1-3	6-6		0	1	1	1	15	1	4	0	0	24
88	Kayana Traylor	g	4-8		2-2	4-4		0	2	2	1	14	3	2	0	1	20
09	Sequoia Holmes		2-4		1-1	1-2		0	1	1	1	6	1	1	0	2	16
08	Brianna Turner		2-3		0-0	0-0		1	2	3	1	4	2	1	0	1	13
25	Deja Kelly		4-6		1-1	1-1		0	1	1	3	10	0	1	0	2	16
32	Asia Taylor		0-2		0-1	0-0		2	2	4	1	0	3	2	0	0	17
	Team							10	1	11				2			
	Totals		28-72		6-15	24-29		20	24	44	17	86	17	15	1	10	200
1st: 38.9%			7-18		38.9%	45.0%		3rd: 7-23	30.4%	4th: 5-11	45.5%	Game: 28-72			38.9%	1	Deadball
3FG %:			3-4		50.0%	1-3		33.3%	2-3		66.7%	Game: 6-15			40.0%	4	Rebounds
FT %:			3-3		100.0%	4-6		66.7%	7-7		100.0%	Game: 24-29			82.8%		

Gold Rush 97 • 1-1

#	Player		Total		3-Ptr	Rebounds										
			FG-FGA	FG-FGA	FT-FTA	Off	Def	Tot	PF	TP	A	TO	Bk	Stl	Min	
40	Kiah Stokes	c	1-4	0-1	0-0	2	11	13	3	2	2	2	3	0	33	
10	Bree Hall	g	5-9	2-5	0-0	0	3	3	4	12	0	2	2	1	21	
11	Kia Nurse	g	6-17	5-10	4-4	1	3	4	2	21	1	1	0	1	25	
15	Jacy Sheldon	g	2-3	1-2	0-0	2	0	2	1	5	3	1	2	0	21	
20	Kaitlyn Chen	g	7-13	0-0	5-5	5	0	5	2	19	4	6	0	1	29	
01	Te-Hina Paopao		2-7	2-6	0-0	0	2	2	0	6	2	0	0	0	19	
18	Teana Muldrow		6-10	3-6	3-4	1	3	4	5	18	2	2	2	0	25	
26	Kiera Leslie		4-8	1-4	0-0	1	1	2	2	9	1	1	0	1	15	
30	Rebecca Harris		2-6	1-2	0-0	3	0	3	1	5	1	0	0	0	12	
Team						2	2	4			2					
Totals			35-77	15-36	12-13	17	25	42	20	97	16	17	9	4	200	
1st - 5th			9-20	45.0%	4-17	47.1%	10-20	50.0%	4th:	8-20	40.0%	3-7	42.9%	3-7	42.9%	Deadball Rebounds
FT %:			3-3	100.0%	2-2	100.0%	1-2	50.0%	6-6	100.0%	12-13	92.3%	2		2	

Officials: JP Primm (CC), KD Versoza, Jacob Budnik
Technical fouls: Rhythm-None. Gold Rush-None.
Attendance:
Fouled Out: n/a

Score by periods	1st	2nd	3rd	4th	Total
Rhythm	20	23	16	27	86
Gold Rush	26	21	25	25	97

Last FG - 653 4th-00:01, 651 4th-00:15.
Largest lead - 653 by 1 2nd-01:49, 651 by 16 3rd-02:18.
653 led for 00:13. 651 led for 37:27. Game was tied for 02:18

Points	1st	2nd	3rd	4th	5th
653	28	21	4	20	
651	30	13	8	38	

Score tied - 3 times.
Lead changed - 2 times.

ECLIPSE 97, RHYTHM 91
FEBRUARY 14, 2026

Eclipse 97 • 2-1

#	Player		3-Ptr			Rebounds										Min
			FG-FTA	FG-FGA	FT-FTA	Off	Def	Tot	PF	TP	A	TO	Blk	Stl		
07	Alysha Clark	f	4-10	1-6	0-1	2	5	7	2	9	4	0	0	1	33	
21	Mercedes Russell	c	8-9	0-0	7-8	2	2	4	2	23	0	1	0	1	32	
31	Tina Charles	c	7-19	0-2	6-8	4	4	8	1	20	3	1	0	0	31	
06	Aaliyah Nye	e	6-9	2-4	5-7	0	1	1	1	19	5	0	0	1	36	
34	Shay Peddy	g	4-7	1-3	2-2	2	0	8	4	11	3	2	0	1	29	
00	Jaylin Sherrod		1-3	0-0	3-6	0	1	1	2	5	2	0	0	2	16	
22	JoJo Lacey		0-0	0-0	0-0	0	0	0	2	0	1	2	0	0	6	
93	Alissa Pili		3-7	0-3	4-6	1	0	1	3	10	2	1	0	1	17	
	Team				27-38	2	2	4			1					
	Totals		33-64	4-18	27-38	11	23	34	17	97	20	8-6	1	9	200	
1st - FG %:			9-19	47.4%	2nd:	6-11	54.5%	3rd:	10-17	58.8%	4th:	8-17	47.1%	Game:	33-64	51.6%
3pt %:			0-4	0.0%	0-1	0.0%	2-5	40.0%	1-5	20.0%	2-2	100%	2-3	66.7%	51.6%	51.6%
FT %:			5-9	66.7%	4-6	66.7%	6-8	75.0%	11-15	73.3%	17-18	77.8%	71.1%	5	5	100%

Rhythm 91 • 0-3

#	Player		Total		3-Ptr		Rebounds										
			FG-FGA		FG-FGA	FT-FTA	Off	Def	Tot	PF	TP	A	To	Bk	Stl	Min	
05	NaLyssa Smith	f	7-13		2-3	3-4	0	3	3	4	19	1	3	1	0	28	
24	Aneesah Morrow		7-11		1-3	2-2	1	18	19	5	17	0	1	1	2	37	
14	Zia Cooke	g	7-11		3-5	0-0	0	0	0	3	17	4	2	1	0	30	
23	Aerial Powers	g	6-9		3-4	3-3	1	2	3	3	18	1	1	0	1	24	
88	Kayana Traylor	g	2-5		0-1	4-4	0	1	1	1	8	4	0	1	0	29	
09	Sequoia Holmes		1-4		1-2	1-2	0	0	0	1	4	1	1	0	0	10	
09	Brianna Turner		0-1		0-1	0-0	0	1	1	1	0	1	1	0	0	11	
25	Deja Kelly		3-5		0-1	2-2	0	0	0	2	8	1	2	0	0	21	
32	Asia Taylor		0-0		0-0	0-0	0	1	1	4	0	0	1	0	0	10	
Team							0	0	0					2			
Totals			33-59		10-20	15-17	2	26	28	24	91	13	14	4	3	200	
1st FG %: 12-20			60.0%	2nd: 6-14	42.9%	3rd: 8-13	61.5%	4th: 7-12	58.3%	Game:			33-69	55.9%	Deadball		
3FG %: 2-4			50.0%	4-4	100.0%	3-5	60.0%	4-7	57.1%				50.0%	Rebound			
FT %: 0-0			0.0%	4-4	100.0%	4-6	66.7%	7-7	100.0%				15-17	88.2%			

Officials: KD Versoza (CC), Lance Gordon, Kenzie Murray
 Technical fouls: Eclipse-None. Rhythm-None.
 Attendance:
 Fouled Out: n/a
 MEMO: A. Morrow ties AU single-game rebound record (19)
 MEMO: M. Russell career-high points (23)

Score by periods	1st	2nd	3rd	4th	Total
Eclipse	24	18	27	28	97
Rhythm	26	17	23	25	91

Last FG - 654 4th-00:52, 653 4th-00:16.
Largest lead - 654 by 12 4th-07:25, 653 by 6 2nd-03:55.
654 led for 18:28. 653 led for 18:19. Game was tied for 03:13.

Points	In Paint	Off T/O	2nd Chance	Fast Break	Bench
654	50	19	6	14	15
653	26	9	2	6	12

Score tied - 8 times.
Lead changed - 14 times.

GLOW 97, GOLD RUSH 79
FEBRUARY 14, 2026

Glow 97 • 3-0

#	Player	Total		3-Ptr		Rebounds									
		FG-FGA	FG-FGA	FT-FTA	FT-FTA	Off	Def	Tot	PF	TP	A	TO	Bk	Stl	Min
33	Natasha Mack	f	6-11	0-0	1-1	8	5	13	1	13	4	0	1	2	25
13	Sarah Ashlee Barker	g	5-11	0-4	2-2	0	6	6	0	12	1	3	1	1	31
35	Rebekah Gardner	g	5-9	3-4	2-2	1	2	3	1	15	2	1	1	3	25
69	Kierstan Bell	g	5-12	4-6	0-0	0	4	4	0	14	0	1	0	0	28
99	Odyssey Sims	g	8-13	0-1	1-2	1	0	1	1	17	4	1	0	2	26
12	McKenzie Forbes		3-11	2-6	0-0	1	5	6	1	8	2	1	0	0	24
17	Grace Berger		3-9	1-4	2-2	1	2	3	1	9	3	0	0	1	14
28	Dione Harrison		1-3	0-1	0-0	2	3	5	1	2	1	0	0	0	13
42	Emma Cannon		3-7	1-3	0-0	1	4	5	0	7	1	0	1	0	14
	Team					1	2	3			2				
	Totals		39-86	11-29	8-9	16	33	49	6	97	18	9	4	9	200
	1st- FG %	6:21	28.6%	2nd- 10:24	41.7%	3rd- 13:22	59.1%	4th- 10:19	52.6%	Game-	39-86	45.3%			Deadball
	FT %	25.0%	1-4	25.0%	5-9	55.6%	2-2	1	50.0%		11-29	37.7%			Rebounds
		0-0	0.0%	5-5	100.0%	10-12	100.0%	1-2	50.0%		8-9	88.9%			

Gold Rush 79 • 1-2

#	Player		Total		3-Ptr	Rebounds									
			FG-FGA	FG-FGA	FT-FTA	Off	Def	Tot	PF	TP	A	TO	Bk	Stl	Min
40	Kiah Stokes	c	1-3	1-2	0-0	4	8	12	0	3	4	1	1	0	28
10	Bree Hall	g	4-10	1-5	3-3	0	1	1	12	1	0	0	0	1	24
11	Kia Nurse	g	8-15	4-10	0-0	0	3	3	1	20	1	6	0	1	25
15	Jacy Sheldon	g	0-4	0-1	0-0	0	1	1	0	0	0	0	0	0	16
20	Kaitlyn Chen	g	5-9	0-0	0-0	1	4	5	2	10	6	6	0	0	26
01	Te-Hina Paopao		5-6	2-3	0-0	0	1	1	0	12	1	0	0	1	18
16	Bria Hartley		2-7	2-5	2-2	0	1	1	0	8	1	0	0	0	17
18	Teana Muldrow		5-11	2-6	0-0	2	4	6	3	12	0	1	1	0	22
26	Kiara Leslie		1-6	0-3	0-0	1	2	3	1	2	4	2	0	0	14
30	Rebecca Harris		0-4	0-1	0-0	0	1	1	1	0	2	0	0	1	10
	Team					3	4	7							
Totals			31-75	12-36	5-5	11	30	41	9	79	20	16	2	4	200
1st-FG: 9-18			50.0%	2nd-7-19	36.8%	3rd-8-15	53.3%	4th-7-23	30.4%	Game: 31-75			41.3%	Deadball	

Officials: Lars Murray (CC), Ajay Gonnelli, Wes Smith
Technical fouls: Glow-None. Gold Rush-None.
Attendance:
Fouled Out: n/a

Score by periods	1st	2nd	3rd	4th	Total
Glow	15	26	33	23	97
Gold Rush	22	19	20	18	79

Last FG - 652 4th-01:17, 651 4th-01:04.
Largest lead - 652 by 21 4th-01:17, 651 by 10 2nd-09:41.
652 led for 19:54. 651 led for 17:09. Game was tied for 02:57.

Score tied - 6 times.
Lead changed - 10 times.