

## 2026 LEADERBOARD

Rank	Athlete	Total Points
1.	Gardner, Rebekah	2,030
2.	Russell, Mercedes	1,860
3.	Clark, Alysha	1,780
4.	Morrow, Aneesah	1,730
5.	Charles, Tina	1,709
6.	Sims, Odyssey	1,687
7.	Chen, Kaitlyn	1,617
8.	Bell, Kierstan	1,606
9.	Mack, Natasha	1,591
10.	Taylor, Asia	1,586
11.	Forbes, McKenzie	1,547
12.	Cooke, Zia	1,517
13.	Atkins, Ariel	1,503
14.	Cannon, Emma	1,358
15.	Barker, Sarah Ashlee	1,320
16.	Traylor, Kayana	1,299
17.	Smith, NaLyssa	1,257
18.	Sherrod, Jaylyn	1,156
19.	Leslie, Kiara	1,074
20.	Peddy, Shey	1,065
21.	Lacey, JoJo	1,058
22.	Berger, Grace	1,007
23.	Coates, Alaina	963
24.	Brown, Lexie	948
25.	Nye, Aaliyah	945
26.	Powers, Aerial	919
27.	Pili, Alissa	910
28.	Stokes, Kiah	903
29.	Muldrow, Teana	852
30.	Paopao, Te-Hina	830
31.	Harrison, Dorie	829
32.	Sheldon, Jacy	826
33.	Nurse, Kia	823
34.	Kelly, Deja	794
35.	Hall, Bree	757
36.	Turner, Brianna	590
37.	Hartley, Bria	540
38.	Harrison, Isabelle	488
39.	Hearn, Air	440
40.	Holmes, Sequoia	428
41.	Harris, Rebecca	417

## 2026 STATISTICAL LEADERS

Scoring Average	23.3	Odyssey Sims
Rebound Average	14.3	Natasha Mack
Field Goal Pct.	.760	Rebekah Gardner
3-Point Field Goal Pct.	.467	Sarah Ashlee Barker
Free Throw Pct.	.842	2 players
Offensive Rebounds	15	Mercedes Russell
Defensive Rebounds	43	Natasha Mack
Total Rebounds	57	Natasha Mack
Fouls Committed	14	2 players
Fouls Drawn	28	Odyssey Sims
Assists	20	Odyssey Sims
Blocked Shots	17	Natasha Mack
Steals	15	Ariel Atkins
Leaderboard Points	1,583	Kaitlyn Chen
Win Points	1,440	2 players
Stat Points	811	Natasha Mack
MVP Points	210	Odyssey Sims

## AU STATISTICS AND INFORMATION

- **Director (Primary Contact):** Eric Rhew  
eric@auprosports.com • 410-530-4791 (cell)
- **Manager (Secondary Contact):** Ryan Legarsky  
ryan@auprosports.com • 724-422-8731 (cell)



**OUR COURT. OUR GAME.**



# AU PRO BASKETBALL

## 2026 GAME NOTES

### GAME 9 • 5:30 P.M. CT • NASHVILLE MUNICIPAL AUDITORIUM



#### ECLIPSE (1-0)

#### vs GLOW (1-0)

**Captain**..... Alysha Clark  
 2026 Captain Record..... 4-0  
 Career Captain Record..... 4-0  
**Coach** ..... Kia Vaughn

**Captain**..... Rebekah Gardner  
 2026 Captain Record..... 1-0  
 Career Captain Record..... 1-0  
**Coach** ..... Dee Brown

#### WEEK TWO SCHEDULE

February 11 vs. Gold Rush ..... W, 78-64  
 February 13 vs. Glow ..... 5:30 p.m. CT  
 February 14 vs. Rhythm ..... 5:30 p.m. CT

#### WEEK TWO SCHEDULE

February 11 vs. Rhythm ..... W, 110-89  
 February 13 vs. Eclipse ..... 5:30 p.m. CT  
 February 14 vs. Gold Rush ..... 8 p.m. CT

### GAME 10 • 8 P.M. CT • NASHVILLE MUNICIPAL AUDITORIUM



#### RHYTHM (0-1)

#### vs GOLD RUSH (0-1)

**Captain**..... Aneesah Morrow  
 2026 Captain Record..... 0-1  
 Career Captain Record..... 0-1  
**Coach** ..... Chaz Franklin

**Captain**..... Kaitlyn Chen  
 2026 Captain Record..... 0-1  
 Career Captain Record..... 0-1  
**Coach** ..... Zak Buncik

#### WEEK TWO SCHEDULE

February 11 vs. Glow ..... L, 110-89  
 February 13 vs. Gold Rush ..... 8 p.m. CT  
 February 14 vs. Eclipse ..... 5:30 p.m. CT

#### WEEK TWO SCHEDULE

February 11 vs. Eclipse ..... L, 78-64  
 February 13 vs. Rhythm ..... 8 p.m. CT  
 February 14 vs. Glow ..... 8 p.m. CT

## JUST THE FACTS

- The 2026 Athletes Unlimited Pro Basketball season continues on Friday, February 13, with a pair of games inside Nashville Municipal Auditorium ... Eclipse and Glow will open the doubleheader at 5:30 p.m. CT before Gold Rush squares off against Rhythm at 8 p.m. CT in the nightcap.
- Both of Friday night's tilts will air on the ESPN App and the WNBA App along with the Tennessee Valley Sports and Entertainment Network ... **Kevin Barnett** and **Sydney Colson** will have the call during the opener, while **Lisa Byington** and **Sheryl Swoopes** handle the nightcap ... **Anna Camden** serves as the reporter for both games.

## CAUSE AND EFFECT

- AU Pro Basketball will celebrate "Causes Night" during Friday night's twinbill ... The Athlete Causes program is an integral part of every Athletes Unlimited sport and has helped athletes donate over \$3 million since its inception in 2020.
- At the end of every season, the Athlete Causes program, powered by Give Lively and the Give Lively Foundation, makes a grant equal to 100% of each athlete's win bonus to the non-profit organization of their choice ... Over 250 organizations have been a part of the program across all Athletes Unlimited sports.

## THIS DATE IN AU PRO BASKETBALL HISTORY

- No games have previously been played on February 13 in AU Pro Basketball history.

## IN CASE YOU MISSED IT ...

- **Glow 110, Rhythm 89:** Guard **Odyssey Sims** erupted for a season-high 31 points and eight assists to lead Glow to a 110-89 victory over Rhythm in Wednesday morning's Week Two opener ... Sims, who earned MVP 1 honors with a season-high 824 leaderboard points, anchored five Glow players in double figures after going 11-for-15 from the field in addition to making 9-of-10 free throws ... Forward **Aneesah Morrow**, making her debut as a captain, paced Rhythm in the loss with 20 points and 16 rebounds in an MVP 2 performance.
- **Eclipse 78, Gold Rush 64:** Led by a game-high 17 points from center **Tina Charles**, Eclipse posted a 78-64 victory over Gold Rush on Wednesday night ... Charles, who also added eight rebounds, claimed MVP 1 honors with 628 leaderboard points after making 8-of-16 field goal attempts ... Guard **Shey Peddy** added a season-high 14 points with six assists to receive MVP 2 plaudits with a game-high 675 leaderboard points ... Forward **Teana Muldrow** led Gold Rush in the loss with 12 points and 11 rebounds.

## SWEEP DREAMS

- Eclipse authored the 10th win points sweep in AU Pro Basketball history with its 78-64 victory over Gold Rush on Wednesday evening ... It marked the second sweep this season after Eclipse claimed all 420 win points in its win over Gold Rush on February 4.
- Eclipse won the first three quarters outright before battling to a 16-16 tie in the fourth quarter ... Eclipse claimed the fourth quarter win points as a result of winning the game.
- Forward **Alysha Clark** became the third captain in league history to pilot multiple win point sweeps in a season ... Guard Odyssey Sims anchored her squads to two sweeps in 2022 before forward **Maddy Siegrist** fashioned two sweeps last season en route to winning the league title.
- There have been at least two win point sweeps in four of the league's five seasons, including four sweeps in 2025 ... The 2024 campaign did not feature a single win points sweep.

IN CASE WE NEED OVERTIME ...

- There have been seven overtime games in Athletes Unlimited Pro Basketball history, including three contests that have required multiple periods to decide a winner.
- Stat points are not accrued by individual players during the overtime periods and the only win points awarded are the game win points in addition to any quarter win points that rolled over from regulation.
- In 2023, Athletes Unlimited Pro Basketball implemented its version of the “Elam Ending” ... Should a game remain tied following the first overtime period, the first team to score seven points in the “Elam Ending” period wins.
- Each team receives a 30-second timeout in addition to any unused timeouts from regulation during the first overtime period ... During the “Elam Ending” period, each team is limited to just one 30-second timeout.

OVERTIME GAMES • AU PRO BASKETBALL HISTORY

Date	Final Score	No. of OTs
January 28, 2022	Team Carrington 110, Team Russell 104	2
February 18, 2022	Team Hawkins 113, Team Cloud 110	1
February 26, 2022	Team Hawkins 116, Team Cloud 111	3
February 23, 2023	Team Williams 96, Team Sims 93	1
March 4, 2023	Team Harrison 109, Team Sims 107	2*
March 10, 2023	Team Hillmon 91, Team Sims 85	1
March 14, 2024	Team Cloud 105, Team T. Mitchell 101	1

\* - Elam Ending for second overtime period

- VIEW FROM THE TOP
- Glow erupted for 110 points in Wednesday’s victory over Rhythm, marking the most points scored by a team in a game this season ... It also marked the third time where a team has crossed the 100-point threshold through eight games this season.
  - Glow also established league season highs for points in a quarter (34) and first half (59) ... In addition, Glow made 11-of-22 three-point field goal attempts, which are the most by any team this season.

- CONNECT FOUR
- Forward **Alysha Clark**, who is serving as the Eclipse captain for the second straight week, became the third player in league history to win their first four games as a team leader following Eclipse’s 86-74 win over Gold Rush on Wednesday.
  - Guard **Allisha Gray** won her first four games as a captain during the 2024 season, while forward **Maddy Siegrist** opened her career as a captain with four consecutive wins last season.
  - The longest overall win streak by a captain is five games, which has occurred three times in league history.

AU PRO BASKETBALL LONGEST WIN STREAKS BY A CAPTAIN

Games	Captain	Start	End
5	Isabelle Harrison	Feb. 4, 2022	Feb. 12, 2022
	Odyssey Sims	Feb. 23, 2023	March 3, 2023
	Naz Hillmon	March 17, 2023	March 25, 2023
4	Tianna Hawkins	Feb. 11, 2022	Feb. 18, 2022
	Allisha Gray	Feb. 29, 2024	March 7, 2024
	Maddy Siegrist	Feb. 12, 2025	Feb. 19, 2025
	<b>Alysha Clark</b>	<b>Feb. 4, 2026</b>	<b>Current</b>

- 30 SOMETHING
- Guards **Odyssey Sims** became the first player in AU Pro Basketball history to earn 30 career victories with Glow’s 110-89 win over Rhythm on Wednesday ... The five-year Athletes Unlimited veteran, who has a 30-28 career record, holds the league records for career game win points (4,680) and career total win points (11,100).

AU PRO BASKETBALL CAREER GAME WIN LEADERS

Rank	Player	Wins	Seasons
1.	<b>Odyssey Sims</b>	<b>30</b>	<b>2022-pres.</b>
2.	Rebecca Harris	29	2022-pres.
	Lexie Brown	29	2022-pres.
4.	Air Hearn	28	2022-24, 2026
5.	Isabelle Harrison	27	2022-pres.
	Taj Cole	27	2022-25

- WINNING WAYS
- Five players, including center **Mercedes Russell**, guard/forward **McKenzie Forbes**, guards **Kierstan Bell** and **Rebekah Gardner**, and forward **Alysha Clark**, have won all four games so far this season ... All five players will square off against each other on Friday night when Eclipse and Glow clash in Friday’s first game.
  - Forbes and Bell have also won eight of their last 10 games dating back to last year.

- 30 SOMETHING, THE SEQUEL
- Guards **Odyssey Sims** became the first player in AU Pro Basketball history to claim 30 career Game MVP awards after receiving MVP 1 accolades on Wednesday after Glow’s 110-89 victory over Rhythm ... It was also Sims’ 10th career MVP 1 certificate, which is also a league record.
  - Sims also became the third player in any Athletes Unlimited sport to receive 30 or more MVP awards ... Outside hitter **Bethania De La Cruz-Mejia** (volleyball) owns 37 career Match MVP awards, while attacker **Sam Apuzzo** (lacrosse) follows in second place with 33 all-time citations.

ATHLETES UNLIMITED CAREER MVP AWARD LEADERS • ALL SPORTS

Rank	Player	Sport	Awards	Seasons
1.	Bethania De La Cruz-Mejia	Volleyball	37	2021-25
2.	Sam Apuzzo	Lacrosse	33	2021-24
3.	<b>Odyssey Sims</b>	<b>Basketball</b>	<b>30</b>	<b>2022-pres.</b>
4.	Rachel Garcia	Softball *	29	2022-pres.

\* - includes AUX, Championship Season & All-Star Cup competition

- SECOND TO NONE
- Guard **Odyssey Sims** became the first player in AU Pro Basketball history to reach 25,000 career leaderboard points after tallying a season-high 824 points in Glow’s 110-89 victory over Rhythm on Wednesday ... The 824 leaderboard points stand as the seventh-highest total in league history.
  - Sims has now surpassed 800 leaderboard points in a game four times in her five-year Athletes Unlimited career ... She has accounted for four of the nine instances in the league’s five-year history.
  - Sims, who is the only player who has appeared in all 57 possible games in league history, has averaged 444.0 leaderboard points per game in her career.

AU PRO BASKETBALL CAREER LEADERBOARD POINT LEADERS

Rank	Player	LPTS	Seasons
1.	<b>Odyssey Sims</b>	<b>25,754</b>	<b>2022-pres.</b>
2.	Isabelle Harrison	19,125	2022-pres.
3.	Lexie Brown	18,919	2022-pres.
4.	Natasha Cloud	16,244	2022-24
5.	Kierstan Bell	15,219	2023-pres.

- MISS ASSIST
- Guards **Odyssey Sims** surpassed 400 assists for her AU Pro Basketball career after dishing out a season-high eight assists in Glow’s 110-89 triumph against Rhythm ... It marked the 31st time Sims has tallied seven or more assists in a game in five years, which is a league record.

AU PRO BASKETBALL CAREER ASSIST LEADERS

Rank	Player	Assists	Seasons
1.	<b>Odyssey Sims</b>	<b>401</b>	<b>2022-pres.</b>
2.	Natasha Cloud	326	2022-24
3.	Sydney Colson	300	2022-25
4.	Taj Cole	196	2022-25
5.	Lexie Brown	181	2022-pres.

- BUILDING BLOCKS
- Forward **Natasha Mack** has registered 17 blocked shots in her first four games this season after matching the AU Pro Basketball single-game record with six rejections on Wednesday against Rhythm ... She tied the record established by forward **Emily Engstler** against Team Gray on February 29, 2024.
  - Mack, who has at least three blocks in every game this season, is tied for fourth on the league’s single-season blocked shots list ... Engstler set the record by blocking 28 shots over 12 games in 2024.

AU PRO BASKETBALL SINGLE-SEASON BLOCKED SHOT LEADERS

Rank	Player	Blocks	Season
1.	Emily Engstler	28	2024
2.	Theresa Plaisance	22	2023
	Laeticia Amihere	22	2024
4.	Kalani Brown	17	2022
	<b>Natasha Mack</b>	<b>17</b>	<b>2026</b>

- SEEING DOUBLE
- Forward **Aneesah Morrow** has recorded a double-double in 3-of-4 games this year after scoring 20 points with 16 rebounds against Glow on Wednesday ... She is the first player with 20 or more points and 15 or more rebounds in the same game since February 14, 2025, when guard **Crystal Bradford** tallied 23 points with 15 rebounds against Team Nurse.
  - Morrow, who ranks second in AU Pro Basketball with 34 defensive rebounds and 44 total rebounds, opened her season with back-to-back double-double efforts ... She claimed MVP 3 distinction in her season debut with 14 points and 13 caroms against Gold Rush last Wednesday.

JOIN THE CLUB

- Forward **Isabelle Harrison** became the fifth player in AU Pro Basketball history with 10,000 career win points after Rhythm secured the fourth quarter win points against Glow on Wednesday afternoon.
- Harrison is the second player this season to cross the 10,000-point plateau ... Guard **Rebecca Harris** surpassed 10,000 win points when Rhythm won the second quarter win points against Glow in the season opener on February 4.
- Harrison holds third place on the league's all-time list with 6,080 career quarter win points, while her 3,960 career game win points are good for sixth in league history.

AU PRO BASKETBALL CAREER WIN POINT LEADERS			
Rank	Player	Win Points	Seasons
1.	Odyssey Sims	11,100	2022-pres.
2.	Lexie Brown	11,050	2022-pres.
3.	Rebecca Harris	10,380	2022-pres.
4.	Taj Cole	10,040	2022-25
	<b>Isabelle Harrison</b>	<b>10,040</b>	<b>2022-pres.</b>

ON A ROLL

- Guard **Odyssey Sims** has scored in double figures in 28 consecutive games after her 31-point performance against Rhythm on Wednesday ... She has registered 10 or more points in every contest since the start of the 2024 season.
- Sims, the league's all-time leading point scorer, owns the league's career standard with 56 double-digit scoring efforts, including 43 games with at least 20 points and 15 fixtures of 30 or more points.
- The three-time AU Pro Basketball medalist also stands as one of two players in the league's history to register multiple 40-point contests.

10 COUNT

- Guard **Zia Cooke** has posted 10 straight double-digit scoring outputs after leading Rhythm with 23 points in Wednesday's loss against Glow ... In addition to her four double-digit efforts this season, Cooke closed the 2024 campaign with 10 or more points in six straight outings.

A LOOK AHEAD ...

- AU Pro Basketball completes its Week Two schedule on Saturday, February 14, with two games inside Nashville Municipal Auditorium ... Eclipse faces Rhythm in the first game at 5:30 p.m. CT before Glow and Gold Rush play in the nightcap at 8 p.m. CT.

## AU PRO BASKETBALL 101

### WHO WE ARE

Athletes Unlimited is a new model of professional sports where athletes are decision makers and individual players are champions of team sports. We literally change the game with faster play and fluid teams, delivering next-level competition and engagement in which every moment counts.

Our athletes are in charge of their team and league decisions, and of their individual success. We reboot timetables, rosters and game play to create fast and exciting competition that speaks to contemporary sports fans, bringing them close to the action and the athletes in games where every moment counts. We incorporate the player-centric model that fans love about fantasy sports. We use digital media platforms and cutting-edge technology to connect fans deeply to athletes at the top of their game on and off the field, and to the game itself.

### HOW THE TEAMS ARE SELECTED

A draft will be held prior to each week's games. Each week's four captains will be selected using the following procedures:

- » **Week One:** Captains will be determined by a random selection among returning players who wish to be included in the lottery
- » **Week Two and Week Three:** Captains will be the top four players on the leaderboard for the previous week only (i.e. The Week Two captains will be the top four players from Week One leaderboard)
- » **Week Four:** Captains will be the top four players on the cumulative season leaderboard (first three weeks)

The captains will then fill their rosters by selecting nine other players. Each draft will be held on the Sunday before the week's games.

Weekly teams are assigned according to the captain's rank on the leaderboard. The top-scoring captain's team will play as the "Gold Rush," while the second-highest point scorer's team dons the "Glow" jerseys. The third-place team will wear "Rhythm" jerseys and the fourth-place team will play as the "Eclipse."

Each team consists of 10 players and there are no limits on the number of players at a specific position (guard, forward, center, guard/forward etc.).

### RULES OF INTEREST

**Timing:** Four 10-minute (10:00) stopped time quarters will be played during a regulation game with a 24-second shot clock in play. Halftime will be 15 minutes in length.

**Overtime:** If the game score is tied after regulation, a five-minute (5:00) overtime period will be played to determine the winner. Should the score remain tied following the overtime period, a subsequent "Elam Ending" period will be held with the winner of the game being the first team to score seven (7) or more points.

**Timeouts:** Each team is permitted three (3) 30-second timeouts and one (1) 60-second timeout during regulation play and all timeouts carry over from the first half to the second half. In addition, each team will be given one (1) additional 30-second timeout at the start of the overtime period in addition to any timeouts remaining prior to the period. In the event of an "Elam Ending" period, each team will receive one (1) 30-second timeout, but cannot use any other carryover timeouts.

**Media Timeouts:** One (1) media timeout will be called at the first dead ball at or below the five-minute (5:00) mark of each quarter unless a team-called timeout or Captain's Challenge occurs before that time frame. In addition, the first team-called timeout or Captain's Challenge of the second half becomes a media timeout.

**Captain's Challenges:** A captain or other determined team representative may initiate replay review of certain events subject to the provisions of the rule as set out below. Replay reviews triggered under this rule shall be referred to as a 'Captain's Challenge,' or 'Challenge' for short.

Each team is entitled to one (1) challenge in the first 38 minutes of the game and one (1) Challenge in the last two minutes of the fourth quarter, overtime period or "Elam Ending" period.

A team may utilize a Challenge to trigger replay review of the following events: (1) a called personal foul charged to its own team, and (2) a called out of bounds violation. If the challenge is unsuccessful, the team will be charged with a timeout.

Replay review of the following events, among others, are not considered "challengeable" events: (1) a called personal foul charged to the opposing team, (2) continuation – i.e., whether a defensive foul occurred prior to the offensive player beginning her shooting motion, (3) a technical or flagrant foul, and (4) violations – i.e., traveling, carrying, double dribble, offensive or defensive three seconds, etc.

### INDIVIDUAL LEADERBOARD

While traditional statistics are kept during an Athletes Unlimited Pro Basketball game, players receive individual points based on those statistics. Points earned through statistics, quarter wins, game wins and Game MVP selections are used to create an individual leaderboard, which determines each week's captains and the season's individual champion.

Points are awarded at the following increments during the game:

Made 3-Point Field Goal	30 Points
Made 2-Point Field Goal	20 Points
Made Free Throw	10 Points
Offensive Rebound	10 Points
Assist	10 Points
Steal	10 Points
Blocked Shot	10 Points
Offensive Foul Drawn	8 Points
Defensive Rebound	5 Points
Shooting Foul Drawn	4 Points
Personal Foul Drawn	4 Points
Shooting Foul Committed	-8 Points
Personal Foul Committed	-8 Points
Other Foul Committed	-8 Points
Turnover	-10 Points
Missed Free Throw	-10 Points
Missed 2-Point Field Goal	-10 Points
Missed 3-Point Field Goal	-10 Points
Offensive Foul Committed	-16 Points

If an overtime and/or "Elam Ending" period is required, the stats accumulated during the extra period(s) do not earn any individual points for the athletes on the leaderboard. In addition, there are no additional team quarter win points for the extra period(s).

In addition, athletes will be awarded 60 individual points if their team wins a single quarter. If the teams score the same number of points in a quarter, the points carry over to the next quarter.

Athletes on the winning team in each game will be awarded 180 individual points toward the individual leaderboard.

A total of three MVPs will be selected following each game by the competing athletes with the top player earning 90 points. The second MVP will receive 60 points, while the third MVP claims 30 points.

### POSTSEASON AWARDS

At the conclusion of the 2026 AU Pro Basketball season, medals will be presented to the top four finishers on the leaderboard in addition to the Defensive Player of the Year and the Newcomer of the Year. An All-Defensive Team will also be recognized as part of the closing ceremony.

### ATHLETE COMPENSATION

Athletes are compensated in three ways during an AU Pro Basketball season, including base pay, win bonuses (quarter and game wins) and a leaderboard bonus.

### ATHLETE CAUSES

The Athlete Causes program, powered by Give Lively, provides funding to each player's chosen charity equal to 100 percent of their season win bonus and players will have the opportunity to create their own fundraising pages to support the organizations of their choice.

### MEDALS

The top four players on the season's final leaderboard in addition to the Defensive Player of the Year and Newcomer of the Year honorees will receive a medal designed and fabricated for Athletes Unlimited by Lisa Issenberg, founder of Kiitellä, inc. The front face of the medal represents the identity of Athletes Unlimited, while the back face of the medal leans into the specific sport, the year, location and words about Athletes Unlimited's vision, mission and values on and off the field - Excellence in Community and Leadership.

### THE BOOK OF UNLIMITED

The Book of Unlimited was designed, handmade and bound for Athletes Unlimited. The book weighs nearly 25 pounds, measures approximately 12" by 18" and contains nearly 500 pages. The champion, along with all who competed, are inscribed into the book. In addition, The Book of Unlimited also contains a history of achievements in Athletes Unlimited, including stories, highlights and events.

The book is opened during the Opening Ceremony for each season and is closed after the champion is named and her name is inscribed into the book following the Closing Ceremony. The tradition began during Athletes Unlimited Pro Softball's inaugural season in 2020.

## ATHLETE CAUSES

The Athlete Causes program, powered by Give Lively, provides funding to each player's chosen charity equal to 100 percent of their season win bonus and players will have the opportunity to create their own fundraising pages to support the organizations of their choice.

No.	Name	Cause
0	Jaylyn Sherrod	MDFNation Foundation
1	Te-Hina Paopao	American Cancer Society
2	Isabelle Harrison	Lupus Foundation of America
4	Lexie Brown	Athletes vs. Crohn's & Colitis
5	NaLyssa Smith	Lupus Foundation of America
6	Aaliyah Nye	Jijak Foundation
7	Alysha Clark	Mt. Juliet Help Center
8	Sequoia Holmes	Vegas Elite Girls Basketball Club
9	Brianna Turner	Justice for all Immigrants
10	Bree Hall	Back to the Motherland
11	Kia Nurse	Play Like a Girl
12	McKenzie Forbes	People's Programs
13	Sarah Ashlee Barker	Athletes in Action
14	Zia Cooke	Ladies of Academic & Athletic Excellence
15	Jacy Sheldon	Beyond Ability Matters
16	Bria Hartley	Bronx Lacrosse
17	Grace Berger	Friends of Metro Animal Services
18	Teana Muldrow	The Virago Project
20	Kaitlyn Chen	Team IMPACT
21	Mercedes Russell	American Cancer Society
22	JoJo Lacey	King Wolf Animal Sanctuary

No.	Name	Cause
23	Aerial Powers	Health-E-Gamer Foundation
24	Aneesah Morrow	Books Between Kids Houston
25	Deja Kelly	Gigi's Playhouse
26	Kiara Leslie	Play 4 Kay (Kay Yow Cancer Fund)
28	Dorie Harrison	Scars Uncovered
30	Rebecca Harris	Chapter 510
31	Tina Charles	Hopey's Heart Foundation
32	Asia Taylor	Legends League Cares
33	Natasha Mack	BeLikeCJ Foundation
34	Shey Peddy	The Virago Project
35	Rebekah Gardner	New Heights NYC
40	Kiah Stokes	Reproductive Freedom for All Foundation
41	Alaina Coates	FAAM Foundation
42	Emma Cannon	Society for Women's Health Research
69	Kierstan Bell	Shaquille O'Neal Foundation
75	Air Hearn	Unified in Community
77	Ariel Atkins	Youth Entrepreneurship Institute
88	Kayana Traylor	Emmanuel Church
93	Alissa Pili	Alaska Native Heritage Center
99	Odyssey Sims	One Love Foundation



ATHLETES **UNLIMITED**

**ATHLETE**

**CAUSES**

## 2026 AU PRO BASKETBALL ROSTER &amp; PRONUNCIATION GUIDE

No.	Name	Pos.	Ht.	Hometown	School	Pronunciations
0	Jaylyn Sherrod	G	5-7	Birmingham, Ala.	Colorado	SURE-rod
1	Te-Hina Paopao	G	5-9	Oceanside, Calif.	South Carolina	tuh-HEE-nuh pow-pow
2	Isabelle Harrison	F	6-3	Nashville, Tenn.	Tennessee	-
4	Lexie Brown	G	5-9	Suwanee, Ga.	Duke	-
5	NaLyssa Smith	F	6-4	Converse, Texas	Baylor	nuh-LISS-uh
6	Aaliyah Nye	G/F	6-0	Huntsville, Ala.	Alabama	ah-LEE-uh nigh
7	Alysha Clark	F	5-11	Mount Juliet, Tenn.	Middle Tennessee	Ah-LEESH-uh
8	Sequoia Holmes	G	6-1	Las Vegas, Nev.	UNLV	suh-COY-uh
9	Brianna Turner	F	5-11	Pearland, Texas	Notre Dame	BREE-ah-nah
10	Bree Hall	G	6-1	Dayton, Ohio	South Carolina	-
11	Kia Nurse	G	6-0	Hamilton, Ontario, Canada	UConn	KEY-uh
12	McKenzie Forbes	G/F	6-0	Folsom, Calif.	USC/Harvard	-
13	Sarah Ashlee Barker	G	6-0	Birmingham, Ala.	Alabama	-
14	Zia Cooke	G	5-9	Toledo, Ohio	South Carolina	ZY-uh cook
15	Jacy Sheldon	G	5-10	Dublin, Ohio	Ohio State	jay-cee shell-din
16	Bria Hartley	G	5-9	North Babylon, N.Y.	UConn	BREE-uh
17	Grace Berger	G	6-0	Louisville, Ky.	Indiana	-
18	Teana Muldrow	F	6-1	East Orange, N.J.	West Virginia	tee-ah-nuh mull-droh
20	Kaitlyn Chen	G	5-9	San Marino, Calif.	Princeton/UConn	-
21	Mercedes Russell	C	6-5	Springfield, Ore.	Tennessee	mer-SAY-deez russ-uhl
22	JoJo Lacey	F	6-1	Douglassville, Pa.	Rutgers	-
23	Aerial Powers	G	5-11	Detroit, Mich.	Michigan State	AIR-ee-ul
24	Aneesah Morrow	F	6-1	Chicago, Ill.	LSU	ah-NEE-sah
25	Deja Kelly	G	5-8	Duncanville, Texas	North Carolina/Oregon	DAY-zhuh
26	Kiara Leslie	G	6-0	Holly Springs, N.C.	NC State	key-AIR-uh
28	Dorie Harrison	F	6-3	Nashville, Tenn.	Lipscomb	-
30	Rebecca Harris	G	5-8	Belleville, Ill.	Illinois	-
31	Tina Charles	C	6-4	Jamaica, N.Y.	UConn	TEE-nuh
32	Asia Taylor	F	6-1	Columbus, Ohio	Louisville	-
33	Natasha Mack	F	6-4	Lufkin, Texas	Oklahoma State	-
34	Shey Peddy	G	5-7	Roxbury, Mass.	Temple	shay
35	Rebekah Gardner	G	6-1	Rancho Cucamonga, Calif.	UCLA	-
40	Kiah Stokes	C	6-3	Marion, Iowa	UConn	KEY-uh
41	Alaina Coates	C	6-4	Irmo, S.C.	South Carolina	uh-LAY-nuh COATS
42	Emma Cannon	F	6-2	Rochester, N.Y.	UCF/Florida Southern	-
69	Kierstan Bell	G	6-1	Alliance, Ohio	Florida Gulf Coast	keer-stin
75	Air Hearn	G	5-8	Memphis, Tenn.	Memphis	-
77	Ariel Atkins	G	5-10	Duncanville, Texas	Texas	AIR-ee-ul
88	Kayana Traylor	G	5-9	Martinsville, Ind.	Virginia Tech	kay-on-uh tray-lor
93	Alissa Pili	F	6-2	Anchorage, Alaska	Utah	uh-LISS-uh PEE-lee
99	Odyssey Sims	G	5-8	Irving, Texas	Baylor	odd-uh-see

SCHEDULE & RESULTS

DATE	NO.	GAME	BROADCAST	SCORE	MVP 1	MVP 2	MVP 3
February 4	1	Rhythm vs. Glow	ESPN/ESPN App, WNBA App, TVSEN	Glow, 86-73	Tina Charles	Kia Nurse	NaLyssa Smith
February 4	2	Gold Rush vs. Eclipse	ESPN/ESPN App, WNBA App, TVSEN	Eclipse, 101-83	Asia Taylor	Rebekah Gardner	Aneesah Morrow
February 6	3	Eclipse vs. Glow	ESPN/ESPN App, WNBA App, TVSEN	Eclipse, 100-92	Kaitlyn Chen	Zia Cooke	Mercedes Russell
February 6	4	Rhythm vs. Gold Rush	ESPN/ESPN App, WNBA App, TVSEN	Gold Rush, 80-72	Odyssey Sims	Aerial Powers	Kia Nurse
February 7	5	Eclipse vs. Rhythm	ESPN/ESPN App, WNBA App, TVSEN	Eclipse, 80-76	Bree Hall	Jaylyn Sherrod	Kaitlyn Chen
February 7	6	Glow vs. Gold Rush	ESPN/ESPN App, WNBA App, TVSEN	Glow, 83-78	Ariel Atkins	Sarah Ashlee Barker	Odyssey Sims
February 11	7	Rhythm vs. Glow	ESPN/ESPN App, WNBA App, TVSEN	Glow, 110-89	Odyssey Sims	Aneesah Morrow	Zia Cooke
February 11	8	Gold Rush vs. Eclipse	ESPN/ESPN App, WNBA App, TVSEN	Eclipse, 78-64	Tina Charles	Shey Peddy	Teana Muldrow
February 13	9	Eclipse vs. Glow	ESPN/ESPN App, WNBA App, TVSEN	5:30 p.m. CT			
February 13	10	Rhythm vs. Gold Rush	ESPN/ESPN App, WNBA App, TVSEN	8 p.m. CT			
February 14	11	Eclipse vs. Rhythm	ESPN/ESPN App, WNBA App, TVSEN	5:30 p.m. CT			
February 14	12	Glow vs. Gold Rush	ESPN/ESPN App, WNBA App, TVSEN	8 p.m. CT			
February 18	13	Rhythm vs. Glow	ESPN/ESPN App, WNBA App, TVSEN	10:30 a.m. CT			
February 18	14	Gold Rush vs. Eclipse	ESPN/ESPN App, WNBA App, TVSEN	7 p.m. CT			
February 20	15	Eclipse vs. Glow	ESPN/ESPN App, WNBA App, TVSEN	5:30 p.m. CT			
February 20	16	Rhythm vs. Gold Rush	ESPN/ESPN App, WNBA App, TVSEN	8 p.m. CT			
February 21	17	Eclipse vs. Rhythm	ESPN/ESPN App, WNBA App, TVSEN	5:30 p.m. CT			
February 21	18	Glow vs. Gold Rush	ESPN/ESPN App, WNBA App, TVSEN	8 p.m. CT			
February 25	19	Rhythm vs. Glow	ESPN/ESPN App, WNBA App, TVSEN	5:30 p.m. CT			
February 25	20	Gold Rush vs. Eclipse	ESPN/ESPN App, WNBA App, TVSEN	8 p.m. CT			
February 26	21	Eclipse vs. Glow	ESPN/ESPN App, WNBA App, TVSEN	5:30 p.m. CT			
February 26	22	Rhythm vs. Gold Rush	ESPN/ESPN App, WNBA App, TVSEN	8 p.m. CT			
March 1	23	Eclipse vs. Rhythm	ESPN/ESPN App, WNBA App, TVSEN	1 p.m. CT			
March 1	24	Glow vs. Gold Rush	ESPN/ESPN App, WNBA App, TVSEN	3:30 p.m. CT			

## LEADERBOARD

RANK	CHANGE	NAME	TOTAL POINTS	WIN POINTS	STAT POINTS	MVP POINTS
1	1	Gardner, Rebekah	2,030	1,380	590	60
2	4	Russell, Mercedes	1,860	1,440	390	30
3	2	Clark, Alysha	1,780	1,440	340	0
4	-1	Morrow, Aneesah	1,730	1,080	560	90
5	5	Charles, Tina	1,709	1,080	449	180
6	12	Sims, Odyssey	1,687	780	697	210
7	-6	Chen, Kaitlyn	1,617	1,020	477	120
8	0	Bell, Kierstan	1,606	1,380	226	0
9	5	Mack, Natasha	1,591	780	811	0
10	-6	Taylor, Asia	1,586	1,080	416	90
11	0	Forbes, McKenzie	1,547	1,380	167	0
12	-5	Cooke, Zia	1,517	720	707	90
13	3	Atkins, Ariel	1,503	1,080	333	90
14	1	Cannon, Emma	1,358	1,020	338	0
15	4	Barker, Sarah Ashlee	1,320	780	480	60
16	-7	Traylor, Kayana	1,299	1,080	219	0
17	-4	Smith, NaLyssa	1,257	720	507	30
18	6	Sherrod, Jaylyn	1,156	840	256	60
19	-7	Leslie, Kiara	1,074	1,020	54	0
20	19	Peddy, Shey	1,065	840	165	60
21	8	Lacey, JoJo	1,058	1,080	-22	0
22	6	Berger, Grace	1,007	1,020	-13	0
23	8	Coates, Alaina	963	840	123	0
24	6	Brown, Lexie	948	780	168	0
25	8	Nye, Aaliyah	945	840	105	0
26	-9	Powers, Aerial	919	480	379	60
27		Pili, Alissa	910	840	70	0
28	-7	Stokes, Kiah	903	420	483	0
29	-2	Muldrow, Teana	852	420	402	30
30	-8	Paopao, Te-Hina	830	660	170	0
31	7	Harrison, Dorie	829	780	49	0
32	-12	Sheldon, Jacy	826	660	166	0
33	-7	Nurse, Kia	823	420	313	90
34	-9	Kelly, Deja	794	720	74	0
35	-12	Hall, Bree	757	420	247	90
36	-4	Turner, Brianna	590	480	110	0
37	-3	Hartley, Bria	540	420	120	0
38	-1	Harrison, Isabelle	488	480	8	0
39	-4	Hearn, Air	440	420	20	0
40	0	Holmes, Sequoia	428	480	-52	0
41	-5	Harris, Rebecca	417	420	-3	0



## LEADERBOARD POINTS BY WEEK

PLAYER	WEEK ONE	WEEK TWO	WEEK THREE	WEEK FOUR	TOTAL POINTS
Rebekah Gardner	1,529	501			2,030
Mercedes Russell	1,292	568			1,860
Alysha Clark	1,320	460			1,780
Aneesah Morrow	1,434	296			1,730
Tina Charles	1,081	628			1,709
Odyssey Sims	863	824			1,687
Kaitlyn Chen	1,583	34			1,617
Kierstan Bell	1,208	398			1,606
Natasha Mack	1,022	569			1,591
Asia Taylor	1,353	233			1,586
McKenzie Forbes	1,080	467			1,547
Zia Cooke	1,281	236			1,517
Ariel Atkins	990	513			1,503
Emma Cannon	993	365			1,358
Sarah Ashlee Barker	824	496			1,320
Kayana Traylor	1,166	133			1,299
NaLyssa Smith	1,033	224			1,257
Jaylyn Sherrod	722	434			1,156
Kiara Leslie	1,068	6			1,074
Shey Peddy	390	675			1,065
JoJo Lacey	622	436			1,058
Grace Berger	638	369			1,007
Alaina Coates	541	422			963
Lexie Brown	547	401			948
Aaliyah Nye	524	421			945
Aerial Powers	875	44			919
Alissa Pili	420	490			910
Kiah Stokes	805	98			903
Teana Muldrow	670	182			852
Te-Hina Paopao	793	37			830
Dorie Harrison	425	404			829
Jacy Sheldon	821	5			826
Kia Nurse	712	111			823
Deja Kelly	717	77			794
Bree Hall	760	-3			757
Brianna Turner	534	56			590
Bria Hartley	480	60			540
Isabelle Harrison	428	60			488
Air Hearn	440	0			440
Sequoia Holmes	363	65			428
Rebecca Harris	437	-20			417

SEASON STATISTICS

NO.	NAME	GP	MIN	TOTAL FG				3-POINTERS			FREE THROWS			REBOUNDS							SCORING						
				AVG.	FGM	FGA	FG%	3FG	3FGA	PCT.	FTM	FTA	FT%	OFF	DEF	TOT.	AVG.	FC	FD	A	TO	BLK	STL	PTS.	AVG.		
99	Odyssey Sims	4	143	35.8	34	80	.425	0	13	.000	25	33	.758	4	17	21	5.3	5	28	20	14	0	5	93	23.3		
14	Zia Cooke	4	116	29.0	26	58	.448	10	24	.417	14	17	.824	4	11	15	3.8	5	12	14	5	1	9	76	19.0		
11	Kia Nurse	4	108	27.0	21	61	.344	12	32	.375	16	19	.842	3	7	10	2.5	6	14	5	8	0	0	70	17.5		
24	Aneesah Morrow	4	110	27.5	22	59	.373	2	12	.167	18	24	.750	10	34	44	11.0	6	14	5	7	4	6	64	16.0		
31	Tina Charles	4	115	28.8	25	53	.472	0	2	.000	9	12	.750	10	25	35	8.8	4	8	3	9	1	1	59	14.8		
5	Nalyssa Smith	4	122	30.5	24	42	.571	1	2	.500	9	22	.409	12	23	35	8.8	12	21	6	9	3	3	58	14.5		
20	Kaitlyn Chen	4	114	28.5	19	33	.576	4	10	.400	9	12	.750	6	7	13	3.3	7	7	19	15	0	3	51	12.8		
23	Aerial Powers	4	109	27.3	20	48	.417	1	13	.077	10	15	.667	9	11	20	5.0	7	12	5	7	2	7	51	12.8		
10	Bree Hall	4	82	20.5	18	42	.429	5	19	.263	8	14	.571	6	11	17	4.3	9	10	3	7	1	2	49	12.3		
35	Rebekah Gardner	4	85	21.3	19	25	.760	6	9	.667	5	5	1.000	4	8	12	3.0	7	8	12	7	0	5	49	12.3		
13	Sarah Ashlee Barker	4	124	31.0	18	37	.486	7	15	.467	5	7	.714	2	18	20	5.0	12	7	15	5	2	4	48	12.0		
32	Asia Taylor	3	51	17.0	15	23	.652	2	5	.400	16	19	.842	1	10	11	3.7	10	12	5	4	1	1	48	16.0		
18	Teana Muldrow	4	109	27.3	19	33	.576	5	13	.385	4	5	.800	6	18	24	6.0	14	3	6	9	2	5	47	11.8		
77	Ariel Atkins	4	113	28.3	16	46	.348	6	17	.353	8	8	1.000	2	17	19	4.8	10	7	12	15	0	15	46	11.5		
69	Kierstan Bell	4	78	19.5	16	39	.410	8	23	.348	3	6	.500	3	8	11	2.8	8	5	4	6	2	3	43	10.8		
33	Natasha Mack	4	111	27.8	17	28	.607	0	0	.000	6	10	.600	14	43	57	14.3	5	6	5	3	17	4	40	10.0		
42	Emma Cannon	4	65	16.3	10	20	.500	4	10	.400	13	15	.867	3	18	21	5.3	10	11	2	4	1	3	37	9.3		
21	Mercedes Russell	4	109	27.3	17	34	.500	0	0	.000	2	6	.333	15	20	35	8.8	12	5	9	7	1	6	36	9.0		
0	Jaylyn Sherrod	4	73	18.3	11	30	.367	0	7	.000	11	15	.733	2	10	12	3.0	7	13	9	6	0	6	33	8.3		
7	Alysha Clark	4	98	24.5	11	31	.355	4	14	.286	4	4	1.000	5	16	21	5.3	10	11	15	5	0	3	30	7.5		
88	Kayana Traylor	4	66	16.5	11	22	.500	3	9	.333	5	6	.833	1	5	6	1.5	10	5	6	4	0	4	30	7.5		
40	Kiah Stokes	4	121	30.3	12	25	.480	0	6	.000	5	6	.833	11	31	42	10.5	7	6	2	4	8	4	29	7.3		
6	Aaliyah Nye	4	88	22.0	10	30	.333	4	15	.267	3	5	.600	2	9	11	2.8	6	2	3	7	3	4	27	6.8		
15	Jacy Sheldon	4	70	17.5	11	25	.440	2	11	.182	3	4	.750	2	4	6	1.5	4	2	6	6	0	3	27	6.8		
34	Shey Peddy	4	94	23.5	8	25	.320	6	17	.353	5	6	.833	1	9	10	2.5	9	6	15	10	0	3	27	6.8		
16	Bria Hartley	3	55	18.3	8	20	.400	4	13	.308	4	4	1.000	0	4	4	1.3	4	3	4	7	0	3	24	8.0		
4	Lexie Brown	4	53	13.3	9	20	.450	3	9	.333	0	0	.000	1	4	5	1.3	7	5	7	4	1	3	21	5.3		
28	Dorie Harrison	4	57	14.3	7	21	.333	1	5	.200	6	8	.750	5	9	14	3.5	14	9	2	8	1	3	21	5.3		
1	Te-Hina Paopao	4	84	21.0	7	27	.259	3	16	.188	2	2	1.000	3	6	9	2.3	11	2	13	2	1	8	19	4.8		
12	McKenzie Forbes	4	55	13.8	6	15	.400	5	11	.455	0	0	.000	1	1	2	0.5	4	1	8	1	2	1	17	4.3		
25	Deja Kelly	4	67	16.8	6	21	.286	1	5	.200	3	4	.750	1	8	9	2.3	7	7	4	4	0	4	16	4.0		
26	Kiara Leslie	4	51	12.8	3	16	.188	2	8	.250	3	4	.750	3	10	13	3.3	6	3	4	3	0	3	11	2.8		
93	Alissa Pili	1	16	16.0	4	8	.500	1	3	.333	2	3	.667	1	2	3	3.0	2	4	0	1	0	0	11	11.0		
9	Brianna Turner	4	93	23.3	4	11	.364	1	3	.333	0	0	.000	5	16	21	5.3	7	2	5	8	4	1	9	2.3		
8	Sequoia Holmes	4	47	11.8	3	20	.150	2	11	.182	0	0	.000	2	8	10	2.5	4	3	1	4	1	1	8	2.0		
2	Isabelle Harrison	1	7	7.0	1	5	.200	0	0	.000	2	4	.500	2	0	2	2.0	0	2	0	0	0	0	4	4.0		
17	Grace Berger	4	36	9.0	1	7	.143	0	0	.000	2	2	1.000	2	3	5	1.3	4	1	5	5	0	0	4	1.0		
22	JoJo Lacey	4	23	5.8	1	7	.143	1	5	.200	1	2	.500	1	2	3	0.8	2	1	2	3	0	1	4	1.0		
41	Alaina Coates	4	37	9.3	2	3	.667	0	0	.000	0	0	.000	2	13	15	3.8	4	0	0	2	3	3	4	1.0		
30	Rebecca Harris	4	18	4.5	1	6	.167	0	0	.000	0	0	.000	2	1	3	0.8	1	0	1	0	0	0	2	0.5		
75	Air Hearn	1	12	12.0	1	2	.500	0	0	.000	0	0	.000	0	0	0	0.0	0	0	1	2	1	1	2	2.0		

## WEEK ONE STATISTICS

No.	Name	GP	Min	Total FG			3-Pointers			Free Throws			Rebounds								Scoring					
				Avg.	FGM	FGA	FG%	3FG	3FGA	Pct.	FTM	FTA	FT%	Off	Def	Tot.	Avg.	FC	FD	A	To	Blk	Stl	Pts.	Avg.	
99	Odyssey Sims	3	116	38.7	23	65	.354	0	12	.000	16	23	.696	4	17	21	7.0	5	22	12	14	0	4	62	20.7	
11	Kia Nurse	3	90	30.0	16	51	.314	8	26	.308	14	17	.824	2	6	8	2.7	5	13	5	7	0	0	54	18.0	
14	Zia Cooke	3	83	27.7	19	37	.514	8	16	.500	7	8	.875	3	7	10	3.3	2	7	10	4	1	7	53	17.7	
23	Aerial Powers	3	90	30.0	19	44	.432	1	11	.091	10	15	.667	9	11	20	6.7	5	12	5	7	1	7	49	16.3	
24	Aneesah Morrow	3	76	25.3	16	38	.421	1	7	.143	11	16	.688	2	26	28	9.3	6	10	4	5	3	6	44	14.7	
20	Kaitlyn Chen	3	82	27.3	16	24	.667	4	8	.500	7	10	.700	6	5	11	3.7	4	5	13	10	0	2	43	14.3	
10	Bree Hall	3	62	20.7	16	33	.485	5	14	.357	5	10	.500	6	8	14	4.7	7	8	3	6	1	1	42	14.0	
31	Tina Charles	3	90	30.0	17	37	.459	0	2	.000	8	11	.727	6	21	27	9.0	3	7	2	6	1	1	42	14.0	
5	Nalyssa Smith	3	93	31.0	16	27	.593	1	1	1.000	8	19	.421	8	21	29	9.7	11	18	4	8	1	3	41	13.7	
77	Ariel Atkins	3	86	28.7	14	37	.378	5	14	.357	6	6	1.000	2	12	14	4.7	8	6	8	13	0	9	39	13.0	
35	Rebekah Gardner	3	62	20.7	14	19	.737	4	7	.571	5	5	1.000	3	5	8	2.7	4	8	8	5	0	4	37	12.3	
13	Sarah Ashlee Barker	3	100	33.3	13	29	.448	6	13	.462	3	5	.600	2	14	16	5.3	11	6	12	4	2	4	35	11.7	
18	Teana Muldrow	3	85	28.3	14	25	.560	4	10	.400	3	3	1.000	3	10	13	4.3	10	2	4	7	1	3	35	11.7	
32	Asia Taylor	2	33	16.5	11	18	.611	1	4	.250	10	13	.769	0	7	7	3.5	9	8	3	2	1	1	33	16.5	
42	Emma Cannon	3	46	15.3	8	16	.500	3	8	.375	13	15	.867	3	13	16	5.3	6	11	2	3	1	3	32	10.7	
33	Natasha Mack	3	88	29.3	14	22	.636	0	0	.000	3	5	.600	12	30	42	14.0	4	4	2	2	11	4	31	10.3	
69	Kierstan Bell	3	58	19.3	12	30	.400	5	17	.294	2	4	.500	3	6	9	3.0	6	4	4	4	2	3	31	10.3	
21	Mercedes Russell	3	84	28.0	14	29	.483	0	0	.000	1	4	.250	10	18	28	9.3	12	3	6	7	0	6	29	9.7	
0	Jaylyn Sherrod	3	59	19.7	8	24	.333	0	5	.000	11	13	.846	2	10	12	4.0	6	10	8	4	0	5	27	9.0	
15	Jacy Sheldon	3	53	17.7	10	19	.526	2	8	.250	3	4	.750	0	3	3	1.0	4	2	5	3	0	0	25	8.3	
88	Kayana Traylor	3	42	14.0	10	20	.500	2	8	.250	3	4	.750	1	2	3	1.0	7	3	4	2	0	1	25	8.3	
6	Aaliyah Nye	3	67	22.3	9	23	.391	3	10	.300	2	3	.667	2	4	6	2.0	5	1	3	5	1	3	23	7.7	
40	Kiah Stokes	3	87	29.0	10	19	.526	0	5	.000	3	3	1.000	10	23	33	11.0	6	3	1	4	6	4	23	7.7	
7	Alysha Clark	3	73	24.3	8	22	.364	2	9	.222	4	4	1.000	4	8	12	4.0	7	10	14	1	0	1	22	7.3	
1	Te-Hina Paopao	3	66	22.0	5	19	.263	3	13	.231	2	2	1.000	1	5	6	2.0	10	2	9	2	1	8	15	5.0	
4	Lexie Brown	3	36	12.0	6	14	.429	3	6	.500	0	0	.000	1	3	4	1.3	5	3	6	3	1	2	15	5.0	
16	Bria Hartley	2	34	17.0	5	14	.357	3	10	.300	2	2	1.000	0	2	2	1.0	3	1	3	3	0	1	15	7.5	
34	Shey Peddy	3	68	22.7	3	18	.167	2	11	.182	5	6	.833	1	8	9	3.0	9	6	9	9	0	1	13	4.3	
25	Deja Kelly	3	49	16.3	4	14	.286	1	4	.250	3	4	.750	0	7	7	2.3	6	7	4	4	0	2	12	4.0	
28	Dorie Harrison	3	40	13.3	3	14	.214	0	4	.000	6	8	.750	5	7	12	4.0	12	9	2	7	1	3	12	4.0	
26	Kiara Leslie	3	38	12.7	3	13	.231	2	6	.333	3	4	.750	3	6	9	3.0	5	2	3	3	0	2	11	3.7	
9	Brianna Turner	3	78	26.0	4	11	.364	1	3	.333	0	0	.000	3	16	19	6.3	5	2	5	7	3	1	9	3.0	
12	McKenzie Forbes	3	38	12.7	2	9	.222	2	6	.333	0	0	.000	1	0	1	0.3	3	1	6	0	2	0	6	2.0	
8	Sequoia Holmes	3	37	12.3	2	18	.111	1	9	.111	0	0	.000	2	7	9	3.0	4	2	1	2	1	1	5	1.7	
2	Isabelle Harrison	1	7	7.0	1	5	.200	0	0	.000	2	4	.500	2	0	2	2.0	0	2	0	0	0	0	4	4.0	
41	Alaina Coates	3	28	9.3	2	3	.667	0	0	.000	0	0	.000	2	11	13	4.3	3	0	0	1	2	3	4	1.3	
17	Grace Berger	3	23	7.7	0	2	.000	0	0	.000	2	2	1.000	0	2	2	0.7	2	1	1	3	0	0	2	0.7	
30	Rebecca Harris	3	15	5.0	1	4	.250	0	0	.000	0	0	.000	2	1	3	1.0	1	0	1	0	0	0	2	0.7	
75	Air Hearn	1	12	12.0	1	2	.500	0	0	.000	0	0	.000	0	0	0	0.0	0	0	1	2	1	1	2	2.0	
22	JoJo Lacey	3	11	3.7	0	4	.000	0	3	.000	0	0	.000	1	0	1	0.3	1	0	1	2	0	1	0	0.0	

## WEEK TWO STATISTICS

No.	Name	GP	Min	Total FG			3-Pointers			Free Throws			Rebounds								Scoring					
				Avg.	FGM	FGA	FG%	3FG	3FGA	Pct.	FTM	FTA	FT%	Off	Def	Tot.	Avg.	FC	FD	A	To	Blk	Stl	Pts.	Avg.	
99	Odyssey Sims	1	27	27.0	11	15	.733	0	1	.000	9	10	.900	0	0	0	0.0	0	6	8	0	0	1	31	31.0	
14	Zia Cooke	1	33	33.0	7	21	.333	2	8	.250	7	9	.778	1	4	5	5.0	3	5	4	1	0	2	23	23.0	
24	Aneesah Morrow	1	34	34.0	6	21	.286	1	5	.200	7	8	.875	8	8	16	16.0	0	4	1	2	1	0	20	20.0	
5	Nalyssa Smith	1	29	29.0	8	15	.533	0	1	.000	1	3	.333	4	2	6	6.0	1	3	2	1	2	0	17	17.0	
31	Tina Charles	1	25	25.0	8	16	.500	0	0	.000	1	1	1.000	4	4	8	8.0	1	1	1	3	0	0	17	17.0	
11	Kia Nurse	1	18	18.0	5	10	.500	4	6	.667	2	2	1.000	1	1	2	2.0	1	1	0	1	0	0	16	16.0	
32	Asia Taylor	1	18	18.0	4	5	.800	1	1	1.000	6	6	1.000	1	3	4	4.0	1	4	2	2	0	0	15	15.0	
34	Shey Peddy	1	26	26.0	5	7	.714	4	6	.667	0	0	.000	0	1	1	1.0	0	0	6	1	0	2	14	14.0	
13	Sarah Ashlee Barker	1	24	24.0	5	8	.625	1	2	.500	2	2	1.000	0	4	4	4.0	1	1	3	1	0	0	13	13.0	
18	Teana Muldrow	1	24	24.0	5	8	.625	1	3	.333	1	2	.500	3	8	11	11.0	4	1	2	2	1	2	12	12.0	
35	Rebekah Gardner	1	23	23.0	5	6	.833	2	2	1.000	0	0	.000	1	3	4	4.0	3	0	4	2	0	1	12	12.0	
69	Kierstan Bell	1	20	20.0	4	9	.444	3	6	.500	1	2	.500	0	2	2	2.0	2	1	0	2	0	0	12	12.0	
12	McKenzie Forbes	1	17	17.0	4	6	.667	3	5	.600	0	0	.000	0	1	1	1.0	1	0	2	1	0	1	11	11.0	
93	Alissa Pili	1	16	16.0	4	8	.500	1	3	.333	2	3	.667	1	2	3	3.0	2	4	0	1	0	0	11	11.0	
16	Bria Hartley	1	21	21.0	3	6	.500	1	3	.333	2	2	1.000	0	2	2	2.0	1	2	1	4	0	2	9	9.0	
28	Dorie Harrison	1	17	17.0	4	7	.571	1	1	1.000	0	0	.000	0	2	2	2.0	2	0	0	1	0	0	9	9.0	
33	Natasha Mack	1	23	23.0	3	6	.500	0	0	.000	3	5	.600	2	13	15	15.0	1	3	3	1	6	0	9	9.0	
7	Alysha Clark	1	25	25.0	3	9	.333	2	5	.400	0	0	.000	1	8	9	9.0	3	1	1	4	0	2	8	8.0	
20	Kaitlyn Chen	1	32	32.0	3	9	.333	0	2	.000	2	2	1.000	0	2	2	2.0	3	2	6	5	0	1	8	8.0	
10	Bree Hall	1	20	20.0	2	9	.222	0	5	.000	3	4	.750	0	3	3	3.0	2	2	0	1	0	1	7	7.0	
21	Mercedes Russell	1	25	25.0	3	5	.600	0	0	.000	1	2	.500	5	2	7	7.0	0	2	3	0	1	0	7	7.0	
77	Ariel Atkins	1	27	27.0	2	9	.222	1	3	.333	2	2	1.000	0	5	5	5.0	2	1	4	2	0	6	7	7.0	
0	Jaylyn Sherrod	1	14	14.0	3	6	.500	0	2	.000	0	2	.000	0	0	0	0.0	1	3	1	2	0	1	6	6.0	
4	Lexie Brown	1	17	17.0	3	6	.500	0	3	.000	0	0	.000	0	1	1	1.0	2	2	1	1	0	1	6	6.0	
40	Kiah Stokes	1	34	34.0	2	6	.333	0	1	.000	2	3	.667	1	8	9	9.0	1	3	1	0	2	0	6	6.0	
42	Emma Cannon	1	19	19.0	2	4	.500	1	2	.500	0	0	.000	0	5	5	5.0	4	0	0	1	0	0	5	5.0	
88	Kayana Traylor	1	24	24.0	1	2	.500	1	1	1.000	2	2	1.000	0	3	3	3.0	3	2	2	2	0	3	5	5.0	
1	Te-Hina Paopao	1	18	18.0	2	8	.250	0	3	.000	0	0	.000	2	1	3	3.0	1	0	4	0	0	0	4	4.0	
6	Aaliyah Nye	1	21	21.0	1	7	.143	1	5	.200	1	2	.500	0	5	5	5.0	1	1	0	2	2	1	4	4.0	
22	JoJo Lacey	1	12	12.0	1	3	.333	1	2	.500	1	2	.500	0	2	2	2.0	1	1	1	1	0	0	4	4.0	
25	Deja Kelly	1	18	18.0	2	7	.286	0	1	.000	0	0	.000	1	1	2	2.0	1	0	0	0	0	2	4	4.0	
8	Sequoia Holmes	1	10	10.0	1	2	.500	1	2	.500	0	0	.000	0	1	1	1.0	0	0	0	2	0	0	3	3.0	
15	Jacy Sheldon	1	17	17.0	1	6	.167	0	3	.000	0	0	.000	2	1	3	3.0	0	0	1	3	0	3	2	2.0	
17	Grace Berger	1	13	13.0	1	5	.200	0	0	.000	0	0	.000	2	1	3	3.0	2	0	4	2	0	0	2	2.0	
23	Aerial Powers	1	19	19.0	1	4	.250	0	2	.000	0	0	.000	0	0	0	0.0	2	0	0	0	1	0	2	2.0	
9	Brianna Turner	1	15	15.0	0	0	.000	0	0	.000	0	0	.000	2	0	2	2.0	2	0	0	1	1	0	0	0.0	
26	Kiara Leslie	1	13	13.0	0	3	.000	0	2	.000	0	0	.000	0	4	4	4.0	1	1	1	0	0	1	0	0.0	
30	Rebecca Harris	1	3	3.0	0	2	.000	0	0	.000	0	0	.000	0	0	0	0.0	0	0	0	0	0	0	0	0.0	
41	Alaina Coates	1	9	9.0	0	0	.000	0	0	.000	0	0	.000	0	2	2	2.0	1	0	0	1	1	0	0	0.0	

## LEADERBOARD POSITION BY DATE

No.	Player	Feb. 4	Feb. 6	Feb. 7	Feb. 11	Feb. 13	Feb. 14	Feb. 18	Feb. 20	Feb. 21	Feb. 25	Feb. 26	Mar. 1	High	Low
77	Ariel Atkins	15	25	16	13									13	25
13	Sarah Ashlee Barker	35	20	19	15									15	35
69	Kierstan Bell	8	7	8	8									7	8
17	Grace Berger	22	34	28	22									22	34
4	Lexie Brown	29	27	30	24									24	30
42	Emma Cannon	14	18	15	14									14	18
31	Tina Charles	5	13	10	5									5	13
20	Kaitlyn Chen	6	1	1	7									1	7
7	Alysha Clark	4	5	5	3									3	5
41	Alaina Coates	37	29	31	23									23	37
14	Zia Cooke	12	11	7	12									7	12
12	McKenzie Forbes	9	10	11	11									9	11
35	Rebekah Gardner	2	2	2	1									1	2
10	Bree Hall	24	37	23	35									23	37
30	Rebecca Harris	27	39	36	41									27	41
28	Dorie Harrison	40	35	38	31									31	40
2	Isabelle Harrison	39	33	37	38									33	39
16	Bria Hartley	34	28	34	37									28	37
75	Air Hearn	38	32	35	39									32	39
8	Sequoia Holmes	36	40	40	40									36	40
25	Deja Kelly	18	21	25	34									18	34
22	JoJo Lacey	21	31	29	21									21	31
26	Kiara Leslie	10	9	12	19									9	19
33	Natasha Mack	17	16	14	9									9	17
24	Aneesah Morrow	3	3	3	4									3	4
18	Teana Muldrow	31	23	27	29									23	31
11	Kia Nurse	20	19	26	33									19	33
6	Aaliyah Nye	28	36	33	25									25	36
1	Te-Hina Paopao	16	22	22	30									16	30
34	Shey Peddy	33	38	39	20									20	39
93	Alissa Pili	-	-	-	27									27	27
23	Aerial Powers	26	14	17	26									14	26
21	Mercedes Russell	11	6	6	2									2	11
15	Jacy Sheldon	19	24	20	32									19	32
0	Jaylyn Sherrod	25	30	24	18									18	30
99	Odyssey Sims	32	15	18	6									6	32
5	NaLyssa Smith	7	12	13	17									7	17
40	Kiah Stokes	30	17	21	28									17	30
32	Asia Taylor	1	4	4	10									1	10
88	Kayana Traylor	13	8	9	16									8	16
9	Brianna Turner	23	26	32	36									23	36

## LEADERBOARD POINTS BY DATE

No.	Player	Feb. 4	Feb. 6	Feb. 7	Feb. 11	Feb. 13	Feb. 14	Feb. 18	Feb. 20	Feb. 21	Feb. 25	Feb. 26	Mar. 1	High	Low
77	Ariel Atkins	390	26	574	513									574	26
13	Sarah Ashlee Barker	50	435	339	496									496	50
69	Kierstan Bell	481	418	309	398									481	309
17	Grace Berger	254	45	339	359									359	45
4	Lexie Brown	112	267	168	401									401	112
42	Emma Cannon	394	160	439	365									439	160
31	Tina Charles	544	152	385	628									628	152
20	Kaitlyn Chen	542	634	407	34									634	34
7	Alysha Clark	549	431	340	460									549	340
41	Alaina Coates	20	327	194	422									422	20
14	Zia Cooke	414	388	479	236									479	236
12	McKenzie Forbes	452	372	340	467									467	340
35	Rebekah Gardner	680	484	256	501									680	256
10	Bree Hall	190	69	365	-3									365	-3
30	Rebecca Harris	132	120	501	-20									501	-20
28	Dorie Harrison	-39	336	128	404									404	-39
2	Isabelle Harrison	8	300	120	60									300	8
16	Bria Hartley	64	296	120	60									296	60
75	Air Hearn	20	300	120	436									436	20
8	Sequoia Holmes	47	126	182	65									182	47
25	Deja Kelly	322	154	241	77									322	77
22	JoJo Lacey	280	42	300	436									436	42
26	Kiara Leslie	420	421	227	6									421	6
33	Natasha Mack	348	285	397	569									569	285
24	Aneesah Morrow	611	512	311	296									611	296
18	Teana Muldrow	101	358	211	182									358	101
11	Kia Nurse	281	243	188	111									281	111
6	Aaliyah Nye	121	146	257	421									421	121
1	Te-Hina Paopao	378	88	327	37									378	37
34	Shey Peddy	98	160	132	675									675	98
93	Alissa Pili	-	-	-	490									490	490
23	Aerial Powers	144	518	213	44									518	44
21	Mercedes Russell	420	500	372	568									568	372
15	Jacy Sheldon	314	128	379	5									379	5
0	Jaylyn Sherrod	169	176	377	434									434	169
99	Odyssey Sims	101	548	214	824									824	101
5	NaLyssa Smith	520	220	293	224									520	220
40	Kiah Stokes	105	472	228	98									472	98
32	Asia Taylor	723	390	240	233									723	233
88	Kayana Traylor	398	451	317	133									451	133
9	Brianna Turner	229	156	149	56									229	56

## GAME WIN LOG

No.	Player	Feb. 4	Feb. 6	Feb. 7	Feb. 11	Feb. 13	Feb. 14	Feb. 18	Feb. 20	Feb. 21	Feb. 25	Feb. 26	Mar. 1	W	L
77	Ariel Atkins	W	L	W	W									3	1
13	Sarah Ashlee Barker	L	W	L	W									2	2
69	Kierstan Bell	W	W	W	W									4	0
17	Grace Berger	W	L	W	W									3	1
4	Lexie Brown	L	L	L	W									1	3
42	Emma Cannon	W	L	W	W									3	1
31	Tina Charles	W	L	W	W									3	1
20	Kaitlyn Chen	W	W	W	L									3	1
7	Alysha Clark	W	W	W	W									4	0
41	Alaina Coates	L	W	L	W									2	2
14	Zia Cooke	W	L	W	L									2	2
12	McKenzie Forbes	W	W	W	W									4	0
35	Rebekah Gardner	W	W	W	W									4	0
10	Bree Hall	L	L	L	L									0	4
30	Rebecca Harris	L	L	L	L									0	4
28	Dorie Harrison	L	W	L	W									2	2
2	Isabelle Harrison	L	W	L	L									1	3
16	Bria Hartley	L	W	L	L									1	3
75	Air Hearn	L	W	L	-									1	2
8	Sequoia Holmes	L	L	L	L									0	4
25	Deja Kelly	W	L	W	L									2	2
22	JoJo Lacey	W	L	W	W									3	1
26	Kiara Leslie	W	W	W	L									3	1
33	Natasha Mack	L	L	L	W									1	3
24	Aneesah Morrow	W	W	W	L									3	1
18	Teana Muldrow	L	W	L	L									1	3
11	Kia Nurse	L	L	L	L									0	4
6	Aaliyah Nye	L	L	L	W									1	3
1	Te-Hina Paopao	W	L	W	L									2	2
34	Shey Peddy	L	L	L	W									1	3
93	Alissa Pili	-	-	-	W									1	0
23	Aerial Powers	L	W	L	L									1	3
21	Mercedes Russell	W	W	W	W									4	0
15	Jacy Sheldon	W	L	W	L									2	2
0	Jaylyn Sherrod	L	L	L	W									1	3
99	Odyssey Sims	L	W	W	W									3	1
5	NaLyssa Smith	W	L	L	L									1	3
40	Kiah Stokes	L	W	W	L									2	2
32	Asia Taylor	W	W	L	L									2	2
88	Kayana Traylor	W	W	W	L									3	1
9	Brianna Turner	L	L	L	L									0	4

## INDIVIDUAL POINTS-REBOUNDS-ASSISTS

No.	Player	Feb. 4	Feb. 6	Feb. 7	Feb. 11	Feb. 13	Feb. 14	Feb. 18	Feb. 20	Feb. 21	Feb. 26	Feb. 26	Mar. 1
77	Ariel Atkins	12-4-1	8-2-2	19-8-5	7-5-4								
13	Sarah Ashlee Barker	6-8-3	13-3-4	16-5-5	13-4-3								
69	Kierstan Bell	10-5-1	9-3-2	12-1-1	12-2-0								
17	Grace Berger	0-0-0	0-1-0	2-1-1	2-3-4								
4	Lexie Brown	0-0-1	15-2-4	0-2-1	6-1-1								
42	Emma Cannon	10-5-2	8-6-0	14-5-0	5-5-0								
31	Tina Charles	17-9-1	10-10-1	15-8-0	17-8-1								
20	Kaitlyn Chen	10-5-4	18-2-6	15-4-3	8-2-6								
7	Alysha Clark	9-3-5	4-4-4	9-5-5	8-9-1								
41	Alaina Coates	2-1-0	0-4-0	2-8-0	0-2-0								
14	Zia Cooke	16-4-1	25-2-3	12-4-6	23-5-4								
12	McKenzie Forbes	3-0-3	0-1-3	3-0-0	11-1-2								
35	Rebekah Gardner	17-4-1	12-0-1	8-4-6	12-4-4								
10	Bree Hall	17-4-0	0-5-1	25-5-2	7-3-0								
30	Rebecca Harris	2-1-0	0-0-1	0-2-0	0-0-0								
28	Dorie Harrison	6-5-1	6-4-0	4-3-1	5-5-0								
2	Isabelle Harrison	4-2-0	INA	INA	INA								
16	Bria Hartley	11-2-3	4-0-0	DNP	9-2-1								
75	Air Hearn	2-0-1	INA	INA	NR								
8	Sequoia Holmes	0-1-0	3-2-0	2-6-1	3-1-0								
25	Deja Kelly	3-4-1	9-2-2	0-1-1	4-2-0								
22	JoJo Lacey	0-1-0	0-0-0	0-0-1	4-2-1								
26	Kiara Leslie	5-4-2	6-1-0	0-4-1	0-4-1								
33	Natasha Mack	9-14-1	11-15-1	11-13-0	9-15-3								
24	Aneesah Morrow	14-13-1	14-10-3	16-5-0	20-16-1								
18	Teana Muldrow	15-4-1	12-6-0	8-3-3	12-11-2								
11	Kia Nurse	22-4-2	22-1-1	10-3-2	16-2-0								
6	Aaliyah Nye	7-3-1	4-2-1	12-1-1	4-5-0								
1	Te-Hina Paopao	8-2-3	4-1-1	3-3-5	4-3-4								
34	Shey Peddy	2-2-4	11-5-5	0-2-0	14-1-6								
93	Alissa Pili	NR	NR	NR	11-3-0								
23	Aerial Powers	17-4-1	16-9-1	16-7-2	2-0-0								
21	Mercedes Russell	7-3-1	12-9-3	10-16-2	7-7-3								
15	Jacy Sheldon	4-2-2	9-0-2	12-1-1	2-3-1								
0	Jaylyn Sherrod	7-1-1	6-4-2	14-7-5	6-0-1								
99	Odyssey Sims	18-7-3	21-7-6	23-7-3	31-0-8								
5	NaLyssa Smith	16-16-1	19-10-3	6-3-0	17-6-2								
40	Kiah Stokes	6-9-0	8-15-1	9-9-0	6-9-1								
32	Asia Taylor	22-5-2	11-2-1	INA	15-4-2								
88	Kayana Traylor	4-0-1	14-2-1	7-1-2	5-3-2								
9	Brianna Turner	7-11-3	0-7-2	2-1-0	0-2-0								

**Key:** DNP = Did Not Play (Captain's Decision); INA = Did Not Play (Inactive); NR = Not on Roster



SINGLE-GAME HIGHS & LOWS

TEAM HIGHS • 2026 SEASON

Statistic	No.	Team	Opponent	Date
Points - Game	110	Glow	Rhythm	February 11, 2026
Points - 1st Quarter	34	Glow	Rhythm	February 11, 2026
Points - 2nd Quarter	25	Four times		
Points - 3rd Quarter	29	Two times		
Points - 4th Quarter	26	Rhythm	Glow	February 11, 2026
Points - Overtime (combined)	-			
Field Goals Made	42	Glow	Rhythm	February 11, 2026
Field Goal Attempts	77	Three times		
Field Goal Pct.	.582	Eclipse	Glow	February 6, 2026
3-Point Field Goals Made	11	Glow	Rhythm	February 11, 2026
3-Point Field Goal Attempts	32	Rhythm	Gold Rush	February 6, 2026
3-Point Field Goal Pct.	.500	Glow	Rhythm	February 11, 2026
Free Throws Made	28	Glow	Eclipse	February 6, 2026
Free Throw Attempts	36	Glow	Eclipse	February 6, 2026
Free Throw Pct.	.889	Eclipse	Rhythm	February 7, 2026
Offensive Rebounds	17	Two times		
Defensive Rebounds	41	Glow	Rhythm	February 4, 2026
Total Rebounds	53	Gold Rush	Rhythm	February 6, 2026
Fouls Committed	26	Eclipse	Glow	February 6, 2026
Assists	25	Glow	Rhythm	February 11, 2026
Turnovers	22	Gold Rush	Glow	February 7, 2026
Blocked Shots	7	Rhythm	Glow	February 4, 2026
Steals	13	Glow	Eclipse	February 6, 2026
Leaderboard Points	5,276	Eclipse	Gold Rush	February 4, 2026

TEAM HIGHS • ALL-TIME

Statistic	No.	Team	Opponent	Date
Points - Game	120	Two times		
Points - 1st Quarter	37	Team Sims	Team T. Mitchell	March 17, 2024
Points - 2nd Quarter	36	Team Mitchell	Team Sims	March 8, 2023
Points - 3rd Quarter	38	Team Sims	Team Cole	February 24, 2023
Points - 4th Quarter	43	Team Smith	Team Sims	March 25, 2023
Points - Overtime (combined)	32	Team Hawkins	Team Cloud	February 26, 2022
Field Goals Made	47	Two times		
Field Goal Attempts	104	Team Hawkins	Team Cloud	February 26, 2022
Field Goal Pct.	.610	Team Sims	Team Cole	February 24, 2023
3-Point Field Goals Made	19	Two times		
3-Point Field Goal Attempts	48	Team Bell	Team Cloud	March 23, 2024
3-Point Field Goal Pct.	.615	Team Harrison	Team Russell	February 5, 2022
Free Throws Made	31	Team Gray	Team T. Mitchell	March 10, 2024
Free Throw Attempts	40	Team Smith	Team Harrison	March 1, 2023
Free Throw Pct.	1.000	13 times		
Offensive Rebounds	26	Team T. Mitchell	Team Cloud	March 14, 2024
Defensive Rebounds	50	Team Westbrook	Team Ki. Bell	February 5, 2025
Total Rebounds	61	Team Cloud	Team Hawkins	February 26, 2022
Fouls Committed	27	Team Gray	Team Cloud	March 17, 2024
Assists	31	Two times		
Turnovers	25	Team Hawkins	Team Cloud	February 18, 2022
Blocked Shots	13	Team Gray	Team T. Mitchell	March 10, 2024
Steals	16	Two times		
Leaderboard Points	5,628	Team Westbrook	Team Ki. Bell	February 5, 2025

SINGLE-GAME HIGHS & LOWS

TEAM LOWS • 2026 SEASON

Statistic	No.	Team	Opponent	Date
Points - Game	64	Gold Rush	Eclipse	February 11, 2026
Points - 1st Quarter	13	Rhythm	Glow	February 4, 2026
Points - 2nd Quarter	11	Glow	Rhythm	February 4, 2026
Points - 3rd Quarter	14	Glow	Gold Rush	February 7, 2026
Points - 4th Quarter	12	Two times		
Points - Overtime (combined)	-			
Field Goals Made	23	Gold Rush	Eclipse	February 11, 2026
Field Goal Attempts	65	Glow	Eclipse	February 6, 2026
Field Goal Pct.	.329	Rhythm	Gold Rush	February 6, 2026
3-Point Field Goals Made	3	Gold Rush	Glow	February 7, 2026
3-Point Field Goal Attempts	19	Gold Rush	Glow	February 7, 2026
3-Point Field Goal Pct.	.158	Gold Rush	Glow	February 7, 2026
Free Throws Made	8	Two times		
Free Throw Attempts	9	Eclipse	Rhythm	February 7, 2026
Free Throw Pct.	.571	Eclipse	Gold Rush	February 11, 2026
Offensive Rebounds	7	Two times		
Defensive Rebounds	23	Rhythm	Glow	February 11, 2026
Total Rebounds	35	Eclipse	Glow	February 6, 2026
Fouls Committed	11	Rhythm	Eclipse	February 7, 2026
Assists	11	Rhythm	Glow	February 11, 2026
Turnovers	10	Two times		
Blocked Shots	1	Glow	Eclipse	February 6, 2026
Steals	3	Rhythm	Eclipse	February 7, 2026
Leaderboard Points	510	Gold Rush	Eclipse	February 11, 2026

TEAM LOWS • ALL-TIME

Statistic	No.	Team	Opponent	Date
Points - Game	54	Team Hawkins	Team Harrison	February 9, 2022
Points - 1st Quarter	8	Two times		
Points - 2nd Quarter	6	Team Hawkins	Team Harrison	February 9, 2022
Points - 3rd Quarter	11	Team Sims	Team Harrison	March 4, 2023
Points - 4th Quarter	12	Team Cloud	Team Hawkins	February 11, 2022
Points - Overtime (combined)	7	Team Sims	Team Williams	February 23, 2023
Field Goals Made	21	Team Ki. Bell	Team Colson	February 8, 2025
Field Goal Attempts	57	Team Sims	Team Carrington	January 29, 2022
Field Goal Pct.	.308	Team Ki. Bell	Team Westbrook	February 5, 2025
3-Point Field Goals Made	1	Two times		
3-Point Field Goal Attempts	11	Team K. Mitchell	Team Smith	March 10, 2023
3-Point Field Goal Pct.	.045	Team Harrison	Team Hillmon	March 25, 2023
Free Throws Made	3	Team Cloud	Team Sims	March 20, 2024
Free Throw Attempts	4	Two times		
Free Throw Pct.	.474	Team Cole	Team Cloud	February 23, 2023
Offensive Rebounds	3	Two times		
Defensive Rebounds	17	Two times		
Total Rebounds	23	Team Russell	Team Harrison	February 5, 2022
Fouls Committed	6	Team Russell	Team Mitchell	January 29, 2022
Assists	7	Team Ki. Bell	Team Colson	February 8, 2025
Turnovers	4	Team Siegrist	Team Caldwell	February 20, 2025
Blocked Shots	0	13 times		
Steals	2	Two times		
Leaderboard Points	371	Team Ki. Bell	Team Westbrook	February 5, 2025

SINGLE-GAME HIGHS & LOWS

INDIVIDUAL HIGHS • 2026 SEASON

Statistic	No.	Player	Opponent	Date
Points - Game	31	Odyssey Sims	Rhythm	February 11, 2026
Points - 1st Quarter	14	Ariel Atkins	Gold Rush	February 7, 2026
Points - 2nd Quarter	11	Two times		
Points - 3rd Quarter	11	Odyssey Sims	Glow	February 7, 2026
Points - 4th Quarter	11	Odyssey Sims	Rhythm	February 11, 2026
Points - Overtime (combined)				
Field Goals Made	11	Odyssey Sims	Rhythm	February 11, 2026
Field Goal Attempts	24	Odyssey Sims	Rhythm	February 6, 2026
Field Goal Pct. (min. 8 FGM)	.733	Odyssey Sims	Rhythm	February 11, 2026
3-Point Field Goals Made	4	Four times		
3-Point Field Goal Attempts	11	Kia Nurse	Gold Rush	February 6, 2026
3-Point Field Goal Pct. (min. 4 3FGM)	.667	Two times		
Free Throws Made	9	Two times		
Free Throw Attempts	14	Odyssey Sims	Glow	February 7, 2026
Free Throw Pct. (min. 8 FTM)	.900	Odyssey Sims	Rhythm	February 11, 2026
Offensive Rebounds	8	Aneesah Morrow	Glow	February 11, 2026
Defensive Rebounds	13	Two times		
Total Rebounds	16	Three times		
Fouls Committed	6	Three times		
Fouls Drawn	9	Odyssey Sims	Eclipse	February 4, 2026
Assists	8	Odyssey Sims	Rhythm	February 11, 2026
Turnovers	7	Odyssey Sims	Glow	February 7, 2026
Blocked Shots	6	Natasha Mack	Rhythm	February 11, 2026
Steals	6	Ariel Atkins	Gold Rush	February 11, 2026
Leaderboard Points	824	Odyssey Sims	Rhythm	February 11, 2026

INDIVIDUAL HIGHS • ALL-TIME

Statistic	No.	Player	Opponent	Date
Points - Game	50	NaLyssa Smith	Team Sims	March 25, 2023
Points - 1st Quarter	19	Maddy Siegrist	Team I. Harrison	February 19, 2025
Points - 2nd Quarter	18	Two times		
Points - 3rd Quarter	18	Destinee Walker	Team Brown	February 5, 2022
Points - 4th Quarter	19	NaLyssa Smith	Team Sims	March 25, 2023
Points - Overtime (combined)	16	DiJonai Carrington	Team Russell	January 28, 2022
Field Goals Made	20	NaLyssa Smith	Team Sims	March 25, 2023
Field Goal Attempts	32	Allisha Gray	Team T. Mitchell	March 16, 2024
Field Goal Pct. (min. 8 FGM)	.889	Three times		
3-Point Field Goals Made	10	Crystal Bradford	Team Sims	February 27, 2025
3-Point Field Goal Attempts	20	Crystal Bradford	Team Sims	February 27, 2025
3-Point Field Goal Pct. (min. 4 3FGM)	1.000	Two times		
Free Throws Made	16	Natasha Cloud	Team Brown	February 25, 2022
Free Throw Attempts	17	Two times		
Free Throw Pct. (min. 8 FTM)	1.000	24 times		
Offensive Rebounds	9	Three times		
Defensive Rebounds	16	Three times		
Total Rebounds	19	Emily Engstler	Team Cloud	March 23, 2024
Fouls Committed	7	Natasha Cloud	Team T. Mitchell	March 14, 2024
Fouls Drawn	11	Four times		
Assists	19	Natasha Cloud	Team Hawkins	February 26, 2022
Turnovers	10	Allisha Gray	Team Bell	March 20, 2024
Blocked Shots	6	Two times		
Steals	7	Two times		
Leaderboard Points	941	Odyssey Sims	Team Bradford	February 15, 2025

PLAYER SUPERLATIVES

10+ POINTS

Player	2022	2023	2024	2025	2026	Total
Atkins, Ariel					2	2
Barker, Sarah Ashlee					3	3
Bell, Kierstan		11	11	8	3	33
Berger, Grace			4			4
Brown, Lexie	12	8	5	11	1	37
Cannon, Emma					2	2
Charles, Tina					4	4
Chen, Kaitlyn					3	3
Clark, Alysha				5		5
Cooke, Zia			9		4	13
Forbes, McKenzie				1	1	2
Gardner, Rebekah					3	3
Hall, Bree					2	2
Harris, Rebecca	7			6		13
Harrison, Dorie				2		2
Harrison, Isabelle	13	15	4	10		42
Hartley, Bria				9	1	10
Hearn, Air	5	9	11			25
Holmes, Sequoia			2	2		4
Leslie, Kiara				2		2
Mack, Natasha					2	2
Morrow, Aneesah					4	4
Muldrow, Teana			5		3	8
Nurse, Kia				9	4	13
Nye, Aaliyah					1	1
Peddy, Shey				6	2	8
Pili, Alissa				9	1	10
Powers, Aerial					3	3
Russell, Mercedes	6				2	8
Sheldon, Jacy					1	1
Sherrrod, Jaylyn				3	1	4
Sims, Odyssey	14	14	12	12	4	56
Smith, NaLyssa		15			3	18
Taylor, Asia				5	3	8
Traylor, Kayana					1	1

20+ POINTS

Player	2022	2023	2024	2025	2026	Total
Bell, Kierstan		5	9			14
Brown, Lexie	1	1	4	2		8
Clark, Alysha				2		2
Cooke, Zia			3		2	5
Hall, Bree					1	1
Harrison, Isabelle	6	10	1	4		21
Hartley, Bria				4		4
Hearn, Air			6			6
Morrow, Aneesah					1	1
Nurse, Kia				2	2	4
Peddy, Shey				1		1
Russell, Mercedes	3					3
Sims, Odyssey	8	13	8	11	3	43
Smith, NaLyssa		12				12
Taylor, Asia				1	1	2

25+ POINTS

Player	2022	2023	2024	2025	2026	Total
Bell, Kierstan		1	2			3
Brown, Lexie			1			1
Cooke, Zia			1		1	2
Hall, Bree					1	1
Harrison, Isabelle	3	6	1	1		11
Hartley, Bria				1		1
Hearn, Air			1			1
Nurse, Kia				1		1
Sims, Odyssey	5	10	4	6	1	26
Smith, NaLyssa		4				4

30+ POINTS

Player	2022	2023	2024	2025	2026	Total
Cooke, Zia			1			1
Harrison, Isabelle		3	1			4
Nurse, Kia				1		1
Sims, Odyssey	3	5	3	3	1	15
Smith, NaLyssa		2				2

40+ POINTS

Player	2022	2023	2024	2025	2026	Total
Harrison, Isabelle		1	1			2
Sims, Odyssey			1	1		2
Smith, NaLyssa		1				1

50+ POINTS

Player	2022	2023	2024	2025	2026	Total
Smith, NaLyssa		1				1

10+ REBOUNDS

Player	2022	2023	2024	2025	2026	Total
Bell, Kierstan		3	1	1		5
Brown, Lexie	1					1
Charles, Tina					1	1
Clark, Alysha				2		2
Harrison, Dorie				1		1
Harrison, Isabelle	5	4	1	4		14
Hartley, Bria				1		1
Leslie, Kiara				1		1
Mack, Natasha					4	4
Morrow, Aneesah					3	3
Muldrow, Teana			1		1	2
Russell, Mercedes	3				1	4
Sims, Odyssey	1		2	1		4
Smith, NaLyssa		12			2	14
Stokes, Kiah					1	1
Turner, Brianna					1	1

15+ REBOUNDS

Player	2022	2023	2024	2025	2026	Total
Mack, Natasha					2	2
Morrow, Aneesah					1	1
Russell, Mercedes					1	1
Smith, NaLyssa		2			1	3
Stokes, Kiah					1	1

7+ ASSISTS

Player	2022	2023	2024	2025	2026	Total
Bell, Kierstan		2				2
Berger, Grace			1			1
Brown, Lexie	5	1	1			7
Harrison, Isabelle	1					1
Hartley, Bria				2		2
Hearn, Air	1					1
Nurse, Kia				1		1
Peddy, Shey				1		1
Sims, Odyssey	6	7	12	5	1	31

10+ ASSISTS

Player	2022	2023	2024	2025	2026	Total
Bell, Kierstan		1				1
Brown, Lexie			1			1
Sims, Odyssey	1	3	6	2		12

15+ ASSISTS

Player	2022	2023	2024	2025	2026	Total
Sims, Odyssey			1			1

PLAYER SUPERLATIVES

500+ LEADERBOARD POINTS

Player	2022	2023	2024	2025	2026	Total
Atkins, Ariel					2	2
Bell, Kierstan		3	6	1		10
Berger, Grace			1			1
Brown, Lexie	3		2	5		10
Charles, Tina					2	2
Chen, Kaitlyn					2	2
Clark, Alysha				2	1	3
Cooke, Zia			2			2
Forbes, McKenzie				1		1
Gardner, Rebekah					2	2
Hall, Bree					1	1
Harris, Rebecca				1		1
Harrison, Isabelle	2	5	1	4		12
Hartley, Bria				3		3
Hearn, Air		1	4			5
Holmes, Sequoia			1			1
Mack, Natasha					1	1
Morrow, Aneesah					2	2
Nurse, Kia				2		2
Peddy, Shey				2	1	3
Powers, Aerial					1	1
Russell, Mercedes					2	2
Sims, Odyssey	2	7	5	7	2	23
Smith, NaLyssa		6			1	7
Taylor, Asia				1	1	2

600+ LEADERBOARD POINTS

Player	2022	2023	2024	2025	2026	Total
Bell, Kierstan		1	4	1		6
Brown, Lexie			1	1		2
Charles, Tina					1	1
Chen, Kaitlyn					1	1
Clark, Alysha				1		1
Cooke, Zia			1			1
Gardner, Rebekah					1	1
Harrison, Isabelle		1	1	1		3
Hartley, Bria				1		1
Hearn, Air			1			1
Morrow, Aneesah					1	1
Nurse, Kia				1		1
Peddy, Shey				1	1	2
Sims, Odyssey		3	4	7	1	15
Smith, NaLyssa		4				4
Taylor, Asia					1	1

700+ LEADERBOARD POINTS

Player	2022	2023	2024	2025	2026	Total
Brown, Lexie			1			1
Harrison, Isabelle			1			1
Nurse, Kia				1		1
Sims, Odyssey			3	4	1	8
Smith, NaLyssa		1				1
Taylor, Asia					1	1

800+ LEADERBOARD POINTS

Player	2022	2023	2024	2025	2026	Total
Harrison, Isabelle			1			1
Sims, Odyssey			1	2	1	4
Smith, NaLyssa		1				1

900+ LEADERBOARD POINTS

Player	2022	2023	2024	2025	2026	Total
Sims, Odyssey				1		1

DOUBLE-DOUBLES

Player	2022	2023	2024	2025	2026	Total
Bell, Kierstan		3	1			4
Clark, Alysha				1		1
Harrison, Dorie				1		1
Harrison, Isabelle	4	4	1	4		13
Leslie, Kiara				1		1
Morrow, Aneesah					3	3
Muldrow, Teana			1		1	2
Russell, Mercedes	3				1	4
Sims, Odyssey	2	3	6	2		13
Smith, NaLyssa		12			2	14

TRIPLE-DOUBLES

Player	2022	2023	2024	2025	2026	Total
Sims, Odyssey			2	1		3

DRAFT RESULTS • BY TEAM ORDER

WEEK ONE: FEBRUARY 4-7

ROUND	GOLD RUSH	GLOW	RHYTHM	ECLIPSE
Captain	Bria Hartley (G)	NaLyssa Smith (F)	Lexie Brown (G)	Alysha Clark (F)
1	Isabelle Harrison (F)	Tina Charles (C)	Shey Peddy (G)	Mercedes Russell (C)
2	Odyssey Sims (G)	Ariel Atkins (G)	Brianna Turner (F)	Kaitlyn Chen (G)
3	Kiah Stokes (C)	Te-Hina Paopao (G)	Bree Hall (G)	Rebekah Gardner (G)
4	Sarah Ashlee Barker (G)	Jacy Sheldon (G)	Kia Nurse (G)	Aneesah Morrow (F)
5	Dorie Harrison (F)	Emma Cannon (F)	Jaylyn Sherrod (G)	Kierstan Bell (G)
6	Aerial Powers (G)	Zia Cooke (G)	Natasha Mack (F)	Asia Taylor (F)
7	Teana Muldrow (F)	Deja Kelly (G)	Aaliyah Nye (G/F)	Kayana Traylor (G)
8	Air Hearn (G)	Grace Berger (G)	Sequoia Holmes (G)	Kiara Leslie (G)
9	Alaina Coates (C)	JoJo Lacey (G)	Rebecca Harris (G)	McKenzie Forbes (G/F)

WEEK TWO: FEBRUARY 11-14

ROUND	GOLD RUSH	GLOW	RHYTHM	ECLIPSE
Captain	Kaitlyn Chen (G)	Rebekah Gardner (G)	Aneesah Morrow (F)	Alysha Clark (F)
1	Kiah Stokes (C)	Odyssey Sims (G)	NaLyssa Smith (F)	Mercedes Russell (C)
2	Bree Hall (G)	Natasha Mack (F)	Zia Cooke (G)	Shey Peddy (G)
3	Jacy Sheldon (G)	Sarah Ashlee Barker (G)	Asia Taylor (F)	Ariel Atkins (G)
4	Kia Nurse (G)	Emma Cannon (F)	Aerial Powers (G)	Alissa Pili (F)
5	Teana Muldrow (F)	Kierstan Bell (G)	Kayana Traylor (G)	Aaliyah Nye (G/F)
6	Te-Hina Paopao (G)	McKenzie Forbes (G/F)	Brianna Turner (F)	Tina Charles (C)
7	Bria Hartley (G)	Dorie Harrison (F)	Sequoia Holmes (G)	Jaylyn Sherrod (G)
8	Kiara Leslie (G)	Grace Berger (G)	Deja Kelly (G)	JoJo Lacey (F)
9	Rebecca Harris (G)	Lexie Brown (G)	Isabelle Harrison (F)	Alaina Coates (C)

WEEK THREE: FEBRUARY 18-22

ROUND	GOLD RUSH	GLOW	RHYTHM	ECLIPSE
Captain				
1				
2				
3				
4				
5				
6				
7				
8				
9				

WEEK FOUR: FEBRUARY 25-MARCH 1

ROUND	GOLD RUSH	GLOW	RHYTHM	ECLIPSE
Captain				
1				
2				
3				
4				
5				
6				
7				
8				
9				

## DRAFT RESULTS • BY OVERALL ORDER

DRAFT PICK	WEEK 1	WEEK 2	WEEK 3	WEEK 4
Captain	Bria Hartley (G)	Kaitlyn Chen (G)		
Captain	NaLyssa Smith (F)	Rebekah Gardner (G)		
Captain	Lexie Brown (G)	Aneesah Morrow (F)		
Captain	Alysha Clark (F)	Alysha Clark (F)		
1	Mercedes Russell (C)	Mercedes Russell (C)		
2	Shey Peddy (G)	NaLyssa Smith (F)		
3	Tina Charles (C)	Odyssey Sims (G)		
4	Isabelle Harrison (F)	Kiah Stokes (C)		
5	Odyssey Sims (G)	Bree Hall (G)		
6	Ariel Atkins (G)	Natasha Mack (F)		
7	Brianna Turner (F)	Zia Cooke (G)		
8	Kaitlyn Chen (G)	Shey Peddy (G)		
9	Rebekah Gardner (G)	Ariel Atkins (G)		
10	Bree Hall (G)	Asia Taylor (F)		
11	Te-Hina Paopao (G)	Sarah Ashlee Baker (G)		
12	Kiah Stokes (C)	Jacy Sheldon (G)		
13	Sarah Ashlee Barker (G)	Kia Nurse (G)		
14	Jacy Sheldon (G)	Emma Cannon (F)		
15	Kia Nurse (G)	Aerial Powers (G)		
16	Aneesah Morrow (F)	Alissa Pili (F)		
17	Kierstan Bell (G)	Aaliyah Nye (G/F)		
18	Jaylyn Sherrod (G)	Kayana Traylor (G)		
19	Emma Cannon (F)	Kierstan Bell (G)		
20	Dorie Harrison (F)	Teana Muldrow (F)		
21	Aerial Powers (G)	Te-Hina Paopao (G)		
22	Zia Cooke (G)	McKenzie Forbes (G/F)		
23	Natasha Mack (F)	Brianna Turner (F)		
24	Asia Taylor (F)	Tina Charles (C)		
25	Kayana Traylor (G)	Jaylyn Sherrod (G)		
26	Aaliyah Nye (G/F)	Sequoia Holmes (G)		
27	Deja Kelly (G)	Dorie Harrison (F)		
28	Teana Muldrow (F)	Bria Hartley (G)		
29	Air Hearn (G)	Kiara Leslie (G)		
30	Grace Berger (G)	Grace Berger (G)		
31	Sequoia Holmes (G)	Deja Kelly (G)		
32	Kiara Leslie (G)	JoJo Lacey (F)		
33	McKenzie Forbes (G/F)	Alaina Coates (C)		
34	Rebecca Harris (G)	Isabelle Harrison (F)		
35	JoJo Lacey (G)	Lexie Brown (G)		
36	Alaina Coates (C)	Rebecca Harris (G)		

#0 • JAYLYN SHERROD • GUARD • 5-7 • BIRMINGHAM, ALA. • COLORADO • SHE/HER



SEASON HIGHS			
Statistic	No.	Opponent	Date
Points	14	Eclipse	February 7, 2026
FG Made	5	Eclipse	February 7, 2026
FG Attempts	12	Eclipse	February 7, 2026
3-Pt. FG Made	-		
3-Pt. FG Attempts	2	Three times	
FT Made	4	Two times	
FT Attempts	5	Eclipse	February 7, 2026
Rebounds	7	Eclipse	February 7, 2026
Assists	5	Eclipse	February 7, 2026
Turnovers	2	Two times	
Blocks	-		
Steals	3	Glow	February 4, 2026
Minutes	28	Eclipse	February 7, 2026
Leaderboard Points	434	Gold Rush	February 11, 2026

CAREER HIGHS			
Statistic	No.	Opponent	Date
Points	14	Eclipse	February 7, 2026
FG Made	5	Two times	
FG Attempts	12	Two times	
3-Pt. FG Made	2	Two times	
3-Pt. FG Attempts	4	Two times	
FT Made	4	Three times	
FT Attempts	5	Eclipse	February 7, 2026
Rebounds	7	Eclipse	February 7, 2026
Assists	5	Two times	
Turnovers	3	Three times	
Blocks	1	Two times	
Steals	3	Glow	February 4, 2026
Minutes	33	Two times	
Leaderboard Points	467	Team Harrison	February 19, 2025

GAME-BY-GAME LOGS

Date	Opponent	LPTS	GP	GS	MP	FGM	FGA	3FGM	3FGA	FTM	FTA	OR	DR	REB	FC	FD	A	TO	BLK	STL	PTS	Notes
February 4	Glow	169	1	0	18	2	7	0	2	3	4	0	1	1	1	3	1	1	0	3	7	
February 6	Gold Rush	176	1	0	13	1	5	0	2	4	4	0	4	4	2	3	2	1	0	1	6	
February 7	Eclipse	377	1	0	28	5	12	0	1	4	5	2	5	7	3	4	5	2	0	1	14	MVP 2
February 11	Gold Rush	434	1	0	14	3	6	0	2	0	2	0	0	0	1	3	1	2	0	1	6	
February 13																						
February 14																						
February 18																						
February 20																						
February 21																						
February 25																						
February 26																						
March 1																						

#1 • TE-HINA PAOPAO • GUARD • 5-9 • OCEANSIDE, CALIF. • SOUTH CAROLINA • SHE/HER



SEASON HIGHS			
Statistic	No.	Opponent	Date
Points	8	Rhythm	February 4, 2026
FG Made	3	Rhythm	February 4, 2026
FG Attempts	8	Eclipse	February 11, 2026
3-Pt. FG Made	2	Rhythm	February 4, 2026
3-Pt. FG Attempts	6	Gold Rush	February 7, 2026
FT Made	2	Eclipse	February 6, 2026
FT Attempts	2	Eclipse	February 6, 2026
Rebounds	3	Two times	
Assists	5	Gold Rush	February 7, 2026
Turnovers	2	Gold Rush	February 7, 2026
Blocks	1	Gold Rush	February 7, 2026
Steals	4	Eclipse	February 6, 2026
Minutes	27	Rhythm	February 4, 2026
Leaderboard Points	378	Rhythm	February 4, 2026

CAREER HIGHS			
Statistic	No.	Opponent	Date
Points	8	Rhythm	February 4, 2026
FG Made	3	Rhythm	February 4, 2026
FG Attempts	8	Eclipse	February 11, 2026
3-Pt. FG Made	2	Rhythm	February 4, 2026
3-Pt. FG Attempts	6	Gold Rush	February 7, 2026
FT Made	2	Eclipse	February 6, 2026
FT Attempts	2	Eclipse	February 6, 2026
Rebounds	3	Two times	
Assists	5	Gold Rush	February 7, 2026
Turnovers	2	Gold Rush	February 7, 2026
Blocks	1	Gold Rush	February 7, 2026
Steals	4	Eclipse	February 6, 2026
Minutes	27	Rhythm	February 4, 2026
Leaderboard Points	378	Rhythm	February 4, 2026

GAME-BY-GAME LOGS

Date	Opponent	LPTS	GP	GS	MP	FGM	FGA	3FGM	3FGA	FTM	FTA	OR	DR	REB	FC	FD	A	TO	BLK	STL	PTS	Notes
February 4	Rhythm	378	1	1	27	3	6	2	4	0	0	0	2	2	4	0	3	0	0	2	8	
February 6	Eclipse	88	1	1	20	1	7	0	3	2	2	1	0	1	2	1	1	0	0	4	4	
February 7	Gold Rush	327	1	1	19	1	6	1	6	0	0	0	3	3	4	1	5	2	1	2	3	
February 11	Eclipse	37	1	0	18	2	8	0	3	0	0	2	1	3	1	0	4	0	0	0	4	
February 13																						
February 14																						
February 18																						
February 20																						
February 21																						
February 25																						
February 26																						
March 1																						



#2 • ISABELLE HARRISON • FORWARD • 6-3 • NASHVILLE, TENN. • TENNESSEE • SHE/HER



SEASON HIGHS			
Statistic	No.	Opponent	Date
Points	4	Eclipse	February 4, 2026
FG Made	1	Eclipse	February 4, 2026
FG Attempts	5	Eclipse	February 4, 2026
3-Pt. FG Made	-		
3-Pt. FG Attempts	-		
FT Made	2	Eclipse	February 4, 2026
FT Attempts	4	Eclipse	February 4, 2026
Rebounds	2	Eclipse	February 4, 2026
Assists	-		
Turnovers	-		
Blocks	-		
Steals	-		
Minutes	7	Eclipse	February 4, 2026
Leaderboard Points	300	Rhythm	February 6, 2026

CAREER HIGHS			
Statistic	No.	Opponent	Date
Points	41	Team T. Mitchell	March 14, 2024
FG Made	16	Team T. Mitchell	March 14, 2024
FG Attempts	25	Team Sims	March 22, 2023
3-Pt. FG Made	4	Team Harris	February 14, 2025
3-Pt. FG Attempts	7	Team Harris	February 14, 2025
FT Made	10	Three times	
FT Attempts	12	Team Sims	March 8, 2023
Rebounds	14	Team Bradford	February 27, 2025
Assists	8	Team Cloud	February 16, 2022
Turnovers	6	Team Hillmon	March 18, 2023
Blocks	3	Team Sims	February 18, 2022
Steals	4	Two times	
Minutes	45	Team Russell	January 28, 2022
Leaderboard Points	832	Team T. Mitchell	March 14, 2024

GAME-BY-GAME LOGS

Date	Opponent	LPTS	GP	GS	MP	FGM	FGA	3FGM	3FGA	FTM	FTA	OR	DR	REB	FC	FD	A	TO	BLK	STL	PTS	Notes
February 4	Eclipse	8	1	1	7	1	5	0	0	2	4	2	0	2	0	2	0	0	0	0	4	
February 6	Rhythm	300																				DID NOT PLAY (INACTIVE)
February 7	Glow	120																				DID NOT PLAY (INACTIVE)
February 11	Glow	60																				DID NOT PLAY (INACTIVE)
February 13																						
February 14																						
February 18																						
February 20																						
February 21																						
February 25																						
February 26																						
March 1																						

#4 • LEXIE BROWN • GUARD • 5-9 • SUWANEE, GA. • DUKE • SHE/HER



SEASON HIGHS			
Statistic	No.	Opponent	Date
Points	15	Gold Rush	February 6, 2026
FG Made	6	Gold Rush	February 6, 2026
FG Attempts	12	Gold Rush	February 6, 2026
3-Pt. FG Made	3	Gold Rush	February 6, 2026
3-Pt. FG Attempts	5	Gold Rush	February 6, 2026
FT Made	-		
FT Attempts	-		
Rebounds	2	Two times	
Assists	4	Gold Rush	February 6, 2026
Turnovers	2	Gold Rush	February 6, 2026
Blocks	1	Gold Rush	February 6, 2026
Steals	2	Gold Rush	February 6, 2026
Minutes	25	Gold Rush	February 6, 2026
Leaderboard Points	401	Rhythm	February 11, 2026

CAREER HIGHS			
Statistic	No.	Opponent	Date
Points	27	Team Gray	March 9, 2024
FG Made	9	Two times	
FG Attempts	21	Team Siegrist	March 1, 2025
3-Pt. FG Made	6	Three times	
3-Pt. FG Attempts	10	Team Sims	February 24, 2023
FT Made	11	Team T. Mitchell	March 7, 2024
FT Attempts	13	Team T. Mitchell	March 7, 2024
Rebounds	10	Team Russell	February 4, 2022
Assists	11	Team T. Mitchell	March 14, 2024
Turnovers	5	Two times	
Blocks	2	Team Sims	March 10, 2023
Steals	5	Three times	
Minutes	44	Team Carrington	January 28, 2022
Leaderboard Points	715	Team Gray	March 9, 2024

GAME-BY-GAME LOGS

Date	Opponent	LPTS	GP	GS	MP	FGM	FGA	3FGM	3FGA	FTM	FTA	OR	DR	REB	FC	FD	A	TO	BLK	STL	PTS	Notes
February 4	Glow	112	1	1	3	0	0	0	0	0	0	0	0	0	1	0	1	1	0	0	0	
February 6	Gold Rush	267	1	1	25	6	12	3	5	0	0	1	1	2	2	2	4	2	1	2	15	
February 7	Eclipse	168	1	1	8	0	2	0	1	0	0	0	2	2	2	1	1	0	0	0	0	
February 11	Rhythm	401	1	0	17	3	6	0	3	0	0	0	1	1	2	2	1	1	0	1	6	
February 13																						
February 14																						
February 18																						
February 20																						
February 21																						
February 25																						
February 26																						
March 1																						

#5 • NALYSSA SMITH • FORWARD • 6-4 • CONVERSE, TEXAS • BAYLOR • SHE/HER



SEASON HIGHS			
Statistic	No.	Opponent	Date
Points	19	Eclipse	February 6, 2026
FG Made	8	Glow	February 11, 2026
FG Attempts	15	Glow	February 11, 2026
3-Pt. FG Made	1	Rhythm	February 4, 2026
3-Pt. FG Attempts	1	Two times	
FT Made	5	Eclipse	February 6, 2026
FT Attempts	10	Eclipse	February 6, 2026
Rebounds	16	Rhythm	February 4, 2026
Assists	3	Eclipse	February 6, 2026
Turnovers	4	Eclipse	February 6, 2026
Blocks	2	Glow	February 11, 2026
Steals	2	Eclipse	February 6, 2026
Minutes	37	Eclipse	February 6, 2026
Leaderboard Points	520	Rhythm	February 4, 2026

CAREER HIGHS			
Statistic	No.	Opponent	Date
Points	50	Team Sims	March 25, 2023
FG Made	20	Team Sims	March 25, 2023
FG Attempts	27	Team Sims	March 25, 2023
3-Pt. FG Made	2	Team Hillmon	March 4, 2023
3-Pt. FG Attempts	4	Six times	
FT Made	12	Two times	
FT Attempts	15	Two times	
Rebounds	18	Team Bell	March 15, 2023
Assists	4	Two times	
Turnovers	4	Five times	
Blocks	2	Four times	
Steals	2	Two times	
Minutes	40	Two times	
Leaderboard Points	863	Team Sims	March 25, 2023

GAME-BY-GAME LOGS

Date	Opponent	LPTS	GP	GS	MP	FGM	FGA	3FGM	3FGA	FTM	FTA	OR	DR	REB	FC	FD	A	TO	BLK	STL	PTS	Notes
February 4	Rhythm	520	1	1	31	6	9	1	1	3	7	4	12	16	3	8	1	2	0	1	16	MVP 3
February 6	Eclipse	220	1	1	37	7	11	0	0	5	10	4	6	10	5	7	3	4	0	2	19	
February 7	Gold Rush	293	1	1	25	3	7	0	0	0	2	0	3	3	3	3	0	2	1	0	6	
February 11	Glow	224	1	1	29	8	15	0	1	1	3	4	2	6	1	3	2	1	2	0	17	
February 13																						
February 14																						
February 18																						
February 20																						
February 21																						
February 25																						
February 26																						
March 1																						

#6 • AALIYAH NYE • GUARD/FORWARD • 6-0 • HUNTSVILLE, ALA. • ALABAMA • SHE/HER




SEASON HIGHS			
Statistic	No.	Opponent	Date
Points	12	Eclipse	February 7, 2026
FG Made	5	Eclipse	February 7, 2026
FG Attempts	10	Eclipse	February 7, 2026
3-Pt. FG Made	2	Eclipse	February 7, 2026
3-Pt. FG Attempts	5	Two times	
FT Made	2	Glow	February 4, 2026
FT Attempts	2	Two times	
Rebounds	5	Gold Rush	February 11, 2026
Assists	1	Three times	
Turnovers	3	Glow	February 4, 2026
Blocks	2	Gold Rush	February 11, 2026
Steals	2	Gold Rush	February 6, 2026
Minutes	25	Two times	
Leaderboard Points	421	Gold Rush	February 11, 2026

CAREER HIGHS			
Statistic	No.	Opponent	Date
Points	12	Eclipse	February 7, 2026
FG Made	5	Eclipse	February 7, 2026
FG Attempts	10	Eclipse	February 7, 2026
3-Pt. FG Made	2	Eclipse	February 7, 2026
3-Pt. FG Attempts	5	Two times	
FT Made	2	Glow	February 4, 2026
FT Attempts	2	Two times	
Rebounds	5	Gold Rush	February 11, 2026
Assists	1	Three times	
Turnovers	3	Glow	February 4, 2026
Blocks	2	Gold Rush	February 11, 2026
Steals	2	Gold Rush	February 6, 2026
Minutes	25	Two times	
Leaderboard Points	421	Gold Rush	February 11, 2026

GAME-BY-GAME LOGS

Date	Opponent	LPTS	GP	GS	MP	FGM	FGA	3FGM	3FGA	FTM	FTA	OR	DR	REB	FC	FD	A	TO	BLK	STL	PTS	Notes
February 4	Glow	121	1	0	25	2	7	1	3	2	2	0	3	3	3	0	1	3	1	0	7	
February 6	Gold Rush	146	1	0	17	2	6	0	2	0	1	2	0	2	1	1	1	1	0	2	4	
February 7	Eclipse	257	1	0	25	5	10	2	5	0	0	0	1	1	1	0	1	1	0	1	12	
February 11	Gold Rush	421	1	0	21	1	7	1	5	1	2	0	5	5	1	1	0	2	2	1	4	
February 13																						
February 14																						
February 18																						
February 20																						
February 21																						
February 25																						
February 26																						
March 1																						

#7 • ALYSHA CLARK • FORWARD • 5-11 • MOUNT JULIET, TENN. • MIDDLE TENNESSEE • SHE/HER



SEASON HIGHS			
Statistic	No.	Opponent	Date
Points	9	Two times	
FG Made	4	Gold Rush	February 4, 2026
FG Attempts	9	Three times	
3-Pt. FG Made	2	Gold Rush	February 11, 2026
3-Pt. FG Attempts	5	Two times	
FT Made	4	Rhythm	February 7, 2026
FT Attempts	4	Rhythm	February 7, 2026
Rebounds	9	Gold Rush	February 11, 2026
Assists	5	Two times	
Turnovers	4	Gold Rush	February 11, 2026
Blocks	-		
Steals	2	Gold Rush	February 11, 2026
Minutes	31	Rhythm	February 7, 2026
Leaderboard Points	549	Gold Rush	February 4, 2026

CAREER HIGHS			
Statistic	No.	Opponent	Date
Points	21	Team Siegrist	February 20, 2025
FG Made	9	Two times	
FG Attempts	17	Team Harrison	February 5, 2025
3-Pt. FG Made	3	Two times	
3-Pt. FG Attempts	7	Team Harrison	February 23, 2025
FT Made	4	Rhythm	February 7, 2026
FT Attempts	4	Two times	
Rebounds	14	Team Siegrist	February 20, 2025
Assists	5	Two times	
Turnovers	4	Gold Rush	February 11, 2026
Blocks	2	Team Siegrist	February 20, 2025
Steals	3	Team Harris	March 1, 2025
Minutes	40	Team Siegrist	February 20, 2025
Leaderboard Points	626	Team Harrison	February 23, 2025

GAME-BY-GAME LOGS

Date	Opponent	LPTS	GP	GS	MP	FGM	FGA	3FGM	3FGA	FTM	FTA	OR	DR	REB	FC	FD	A	TO	BLK	STL	PTS	Notes
February 4	Gold Rush	549	1	1	17	4	9	1	5	0	0	2	1	3	2	3	5	0	0	1	9	
February 6	Glow	431	1	1	25	2	4	0	1	0	0	1	3	4	2	2	4	1	0	0	4	
February 7	Rhythm	340	1	1	31	2	9	1	3	4	4	1	4	5	3	5	5	0	0	0	9	
February 11	Gold Rush	460	1	1	25	3	9	2	5	0	0	1	8	9	3	1	1	4	0	2	8	
February 13																						
February 14																						
February 18																						
February 20																						
February 21																						
February 25																						
February 26																						
March 1																						

#8 • SEQUOIA HOLMES • GUARD • 6-1 • LAS VEGAS, NEV. • UNLV • SHE/HER



SEASON HIGHS			
Statistic	No.	Opponent	Date
Points	3	Two times	
FG Made	1	Three times	
FG Attempts	8	Eclipse	February 7, 2026
3-Pt. FG Made	1	Two times	
3-Pt. FG Attempts	4	Gold Rush	February 6, 2026
FT Made	-		
FT Attempts	-		
Rebounds	6	Eclipse	February 7, 2026
Assists	1	Eclipse	February 7, 2026
Turnovers	2	Two times	
Blocks	1	Gold Rush	February 6, 2026
Steals	1	Eclipse	February 7, 2026
Minutes	14	Two times	
Leaderboard Points	190	Eclipse	February 7, 2026

CAREER HIGHS			
Statistic	No.	Opponent	Date
PPoints	14	Two times	
FG Made	5	Team K. Mitchell	February 29, 2024
FG Attempts	11	Team K. Mitchell	February 29, 2024
3-Pt. FG Made	4	Two times	
3-Pt. FG Attempts	8	Team Siegrist	February 19, 2025
FT Made	3	Team Cloud	March 22, 2024
FT Attempts	3	Two times	
Rebounds	7	Two times	
Assists	5	Team Sims	February 20, 2025
Turnovers	3	Two times	
Blocks	3	Team K. Mitchell	February 29, 2024
Steals	3	Two times	
Minutes	38	Team Sims	February 20, 2025
Leaderboard Points	537	Team K. Mitchell	February 29, 2024

GAME-BY-GAME LOGS

Date	Opponent	LPTS	GP	GS	MP	FGM	FGA	3FGM	3FGA	FTM	FTA	OR	DR	REB	FC	FD	A	TO	BLK	STL	PTS	Notes
February 4	Glow	47	1	0	9	0	5	0	3	0	0	0	1	1	1	0	0	2	0	0	0	
February 6	Gold Rush	126	1	0	14	1	5	1	4	0	0	0	2	2	1	1	0	0	1	0	3	
February 7	Eclipse	190	1	0	14	1	8	0	2	0	0	2	4	6	2	2	1	0	0	1	2	
February 11	Glow	65	1	0	10	1	2	1	2	0	0	0	1	1	0	0	0	2	0	0	3	
February 13																						
February 14																						
February 18																						
February 20																						
February 21																						
February 25																						
February 26																						
March 1																						

#9 • BRIANNA TURNER • FORWARD • 5-11 • PEARLAND, TEXAS • NOTRE DAME • SHE/HER



SEASON HIGHS			
Statistic	No.	Opponent	Date
Points	7	Glow	February 4, 2026
FG Made	3	Glow	February 4, 2026
FG Attempts	8	Glow	February 4, 2026
3-Pt. FG Made	1	Glow	February 4, 2026
3-Pt. FG Attempts	3	Glow	February 4, 2026
FT Made	-		
FT Attempts	-		
Rebounds	11	Glow	February 4, 2026
Assists	3	Glow	February 4, 2026
Turnovers	4	Eclipse	February 7, 2026
Blocks	2	Glow	February 4, 2026
Steals	1	Glow	February 4, 2026
Minutes	35	Glow	February 4, 2026
Leaderboard Points	229	Glow	February 4, 2026

CAREER HIGHS			
Statistic	No.	Opponent	Date
Points	7	Glow	February 4, 2026
FG Made	3	Glow	February 4, 2026
FG Attempts	8	Glow	February 4, 2026
3-Pt. FG Made	1	Glow	February 4, 2026
3-Pt. FG Attempts	3	Glow	February 4, 2026
FT Made	-		
FT Attempts	-		
Rebounds	11	Glow	February 4, 2026
Assists	3	Glow	February 4, 2026
Turnovers	4	Eclipse	February 7, 2026
Blocks	2	Glow	February 4, 2026
Steals	1	Glow	February 4, 2026
Minutes	35	Glow	February 4, 2026
Leaderboard Points	229	Glow	February 4, 2026

GAME-BY-GAME LOGS

Date	Opponent	LPTS	GP	GS	MP	FGM	FGA	3FGM	3FGA	FTM	FTA	OR	DR	REB	FC	FD	A	TO	BLK	STL	PTS	Notes
February 4	Glow	229	1	1	35	3	8	1	3	0	0	2	9	11	3	1	3	2	2	1	7	
February 6	Gold Rush	156	1	1	28	0	2	0	0	0	0	1	6	7	1	1	2	1	1	0	0	
February 7	Eclipse	149	1	1	15	1	1	0	0	0	0	0	1	1	1	0	0	4	0	0	2	
February 11	Glow	56	1	0	15	0	0	0	0	0	0	2	0	2	2	0	0	1	1	0	0	
February 13																						
February 14																						
February 18																						
February 20																						
February 21																						
February 25																						
February 26																						
March 1																						

#10 • BREE HALL • GUARD • 6-1 • DAYTON, OHIO • SOUTH CAROLINA • SHE/HER



SEASON HIGHS			
Statistic	No.	Opponent	Date
Points	25	Eclipse	February 7, 2026
FG Made	10	Eclipse	February 7, 2026
FG Attempts	14	Two times	
3-Pt. FG Made	3	Glow	February 4, 2026
3-Pt. FG Attempts	8	Glow	February 4, 2026
FT Made	3	Two times	
FT Attempts	7	Eclipse	February 7, 2026
Rebounds	5	Two times	
Assists	2	Eclipse	February 7, 2026
Turnovers	3	Glow	February 4, 2026
Blocks	1	Glow	February 4, 2026
Steals	1	Two times	
Minutes	30	Eclipse	February 7, 2026
Leaderboard Points	501	Eclipse	February 7, 2026

CAREER HIGHS			
Statistic	No.	Opponent	Date
Points	25	Eclipse	February 7, 2026
FG Made	10	Eclipse	February 7, 2026
FG Attempts	14	Two times	
3-Pt. FG Made	3	Glow	February 4, 2026
3-Pt. FG Attempts	8	Glow	February 4, 2026
FT Made	3	Two times	
FT Attempts	7	Eclipse	February 7, 2026
Rebounds	5	Two times	
Assists	2	Eclipse	February 7, 2026
Turnovers	3	Glow	February 4, 2026
Blocks	1	Glow	February 4, 2026
Steals	1	Two times	
Minutes	30	Eclipse	February 7, 2026
Leaderboard Points	501	Eclipse	February 7, 2026

GAME-BY-GAME LOGS

Date	Opponent	LPTS	GP	GS	MP	FGM	FGA	3FGM	3FGA	FTM	FTA	OR	DR	REB	FC	FD	A	TO	BLK	STL	PTS	Notes
February 4	Glow	190	1	1	23	6	14	3	8	2	3	0	4	4	3	3	0	3	1	1	17	
February 6	Gold Rush	69	1	0	9	0	5	0	1	0	0	4	1	5	4	1	1	2	0	0	0	
February 7	Eclipse	501	1	1	30	10	14	2	5	3	7	2	3	5	0	4	2	1	0	0	25	MVP 1
February 11	Eclipse	-3	1	1	20	2	9	0	5	3	4	0	3	3	2	2	0	1	0	1	7	
February 13																						
February 14																						
February 18																						
February 20																						
February 21																						
February 25																						
February 26																						
March 1																						

#11 • KIA NURSE • GUARD • 6-0 • HAMILTON, ONTARIO, CANADA • UCONN • SHE/HER



SEASON HIGHS			
Statistic	No.	Opponent	Date
Points	22	Two times	
FG Made	7	Two times	
FG Attempts	23	Glow	February 4, 2026
3-Pt. FG Made	4	Two times	
3-Pt. FG Attempts	11	Gold Rush	February 6, 2026
FT Made	5	Two times	
FT Attempts	7	Eclipse	February 7, 2026
Rebounds	4	Glow	February 4, 2026
Assists	2	Two times	
Turnovers	5	Eclipse	February 7, 2026
Blocks	-		
Steals	-		
Minutes	31	Two times	
Leaderboard Points	281	Glow	February 4, 2026

CAREER HIGHS			
Statistic	No.	Opponent	Date
Points	35	Team Siegrist	February 12, 2025
FG Made	11	Team Siegrist	February 12, 2025
FG Attempts	23	Glow	February 4, 2026
3-Pt. FG Made	6	Two times	
3-Pt. FG Attempts	11	Two times	
FT Made	7	Four times	
FT Attempts	9	Two times	
Rebounds	9	Team Bradford	February 14, 2025
Assists	7	Team Harris	February 15, 2025
Turnovers	5	Eclipse	February 7, 2026
Blocks	2	Team Harris	March 1, 2025
Steals	2	Three times	
Minutes	40	Team Harris	March 1, 2025
Leaderboard Points	739	Team Bell	February 5, 2025

GAME-BY-GAME LOGS

Date	Opponent	LPTS	GP	GS	MP	FGM	FGA	3FGM	3FGA	FTM	FTA	OR	DR	REB	FC	FD	A	TO	BLK	STL	PTS	Notes
February 4	Glow	281	1	1	28	7	23	3	9	5	6	1	3	4	1	6	2	1	0	0	22	MVP 2
February 6	Gold Rush	243	1	1	31	7	19	4	11	4	4	0	1	1	3	3	1	1	0	0	22	MVP 3
February 7	Eclipse	188	1	1	31	2	9	1	6	5	7	1	2	3	1	4	2	5	0	0	10	
February 11	Eclipse	111	1	1	18	5	10	4	6	2	2	1	1	2	1	1	0	1	0	0	16	
February 13																						
February 14																						
February 18																						
February 20																						
February 21																						
February 25																						
February 26																						
March 1																						

#12 • MCKENZIE FORBES • GUARD/FORWARD • 6-0 • FOLSOM, CALIF. • USC/HARVARD • SHE/HER



SEASON HIGHS			
Statistic	No.	Opponent	Date
Points	11	Rhythm	February 11, 2026
FG Made	4	Rhythm	February 11, 2026
FG Attempts	6	Rhythm	February 11, 2026
3-Pt. FG Made	3	Rhythm	February 11, 2026
3-Pt. FG Attempts	5	Rhythm	February 11, 2026
FT Made	-		
FT Attempts	-		
Rebounds	1	Two times	
Assists	3	Two times	
Turnovers	1	Rhythm	February 11, 2026
Blocks	2	Rhythm	February 7, 2026
Steals	1	Rhythm	February 11, 2026
Minutes	17	Rhythm	February 11, 2026
Leaderboard Points	467	Gold Rush	February 4, 2026

CAREER HIGHS			
Statistic	No.	Opponent	Date
Points	12	Team Harrison	February 19, 2025
FG Made	5	Team Harrison	February 19, 2025
FG Attempts	13	Team Harrison	February 19, 2025
3-Pt. FG Made	3	Rhythm	February 11, 2026
3-Pt. FG Attempts	7	Team Westbrook	February 5, 2025
FT Made	4	Team Caldwell	February 20, 2025
FT Attempts	4	Team Caldwell	February 20, 2025
Rebounds	5	Team Westbrook	February 5, 2025
Assists	4	Team Harrison	February 19, 2025
Turnovers	2	Team Caldwell	February 20, 2025
Blocks	2	Rhythm	February 7, 2026
Steals	2	Team Harris	February 27, 2025
Minutes	26	Team Caldwell	February 20, 2025
Leaderboard Points	573	Team Harrison	February 19, 2025

GAME-BY-GAME LOGS

Date	Opponent	LPTS	GP	GS	MP	FGM	FGA	3FGM	3FGA	FTM	FTA	OR	DR	REB	FC	FD	A	TO	BLK	STL	PTS	Notes
February 4	Gold Rush	452	1	0	16	1	3	1	3	0	0	0	0	0	1	0	3	0	0	0	3	
February 6	Glow	372	1	0	14	0	2	0	1	0	0	1	0	1	1	0	3	0	0	0	0	
February 7	Rhythm	256	1	0	8	1	4	1	2	0	0	0	0	0	1	1	0	0	2	0	3	
February 11	Rhythm	467	1	0	17	4	6	3	5	0	0	0	1	1	1	0	2	1	0	1	11	
February 13																						
February 14																						
February 18																						
February 20																						
February 21																						
February 25																						
February 26																						
March 1																						

#13 • SARAH ASHLEE BARKER • GUARD • 6-0 • BIRMINGHAM, ALA. • ALABAMA • SHE/HER



SEASON HIGHS			
Statistic	No.	Opponent	Date
Points	16	Glow	February 7, 2026
FG Made	6	Glow	February 7, 2026
FG Attempts	12	Rhythm	February 6, 2026
3-Pt. FG Made	3	Glow	February 7, 2026
3-Pt. FG Attempts	5	Two times	
FT Made	2	Rhythm	February 11, 2026
FT Attempts	2	Three times	
Rebounds	8	Eclipse	February 4, 2026
Assists	5	Glow	February 7, 2026
Turnovers	3	Rhythm	February 6, 2026
Blocks	2	Rhythm	February 6, 2026
Steals	3	Rhythm	February 6, 2026
Minutes	37	Rhythm	February 6, 2026
Leaderboard Points	496	Rhythm	February 11, 2026

CAREER HIGHS			
Statistic	No.	Opponent	Date
Points	16	Glow	February 7, 2026
FG Made	6	Glow	February 7, 2026
FG Attempts	12	Rhythm	February 6, 2026
3-Pt. FG Made	3	Glow	February 7, 2026
3-Pt. FG Attempts	5	Two times	
FT Made	2	Rhythm	February 11, 2026
FT Attempts	2	Three times	
Rebounds	8	Eclipse	February 4, 2026
Assists	5	Glow	February 7, 2026
Turnovers	3	Rhythm	February 6, 2026
Blocks	2	Rhythm	February 6, 2026
Steals	3	Rhythm	February 6, 2026
Minutes	37	Rhythm	February 6, 2026
Leaderboard Points	496	Rhythm	February 11, 2026

GAME-BY-GAME LOGS

Date	Opponent	LPTS	GP	GS	MP	FGM	FGA	3FGM	3FGA	FTM	FTA	OR	DR	REB	FC	FD	A	TO	BLK	STL	PTS	Notes
February 4	Eclipse	50	1	1	29	2	7	1	3	1	2	2	6	8	4	2	3	1	0	0	6	
February 6	Rhythm	435	1	1	37	5	12	2	5	1	1	0	3	3	2	3	4	3	2	3	13	
February 7	Glow	339	1	1	34	6	10	3	5	1	2	0	5	5	5	1	5	0	0	1	16	MVP 2
February 11	Rhythm	496	1	1	24	5	8	1	2	2	2	0	4	4	1	1	3	1	0	0	13	
February 13																						
February 14																						
February 18																						
February 20																						
February 21																						
February 25																						
February 26																						
March 1																						

#14 • ZIA COOKE • GUARD • 5-9 • TOLEDO, OHIO • SOUTH CAROLINA • SHE/HER



SEASON HIGHS			
Statistic	No.	Opponent	Date
Points	25	Eclipse	February 6, 2026
FG Made	8	Eclipse	February 6, 2026
FG Attempts	21	Glow	February 11, 2026
3-Pt. FG Made	4	Eclipse	February 6, 2026
3-Pt. FG Attempts	8	Glow	February 11, 2026
FT Made	7	Glow	February 11, 2026
FT Attempts	9	Glow	February 11, 2026
Rebounds	5	Glow	February 11, 2026
Assists	6	Gold Rush	February 7, 2026
Turnovers	2	Two times	
Blocks	1	Rhythm	February 4, 2026
Steals	4	Eclipse	February 6, 2026
Minutes	36	Eclipse	February 6, 2026
Leaderboard Points	479	Gold Rush	February 7, 2026

CAREER HIGHS			
Statistic	No.	Opponent	Date
Points	32	Team Cloud	March 14, 2024
FG Made	11	Team Cloud	March 14, 2024
FG Attempts	23	Team Cloud	March 14, 2024
3-Pt. FG Made	5	Team Cloud	March 14, 2024
3-Pt. FG Attempts	11	Team Cloud	March 14, 2024
FT Made	8	Two times	
FT Attempts	10	Team Hull	March 3, 2024
Rebounds	8	Two times	
Assists	6	Gold Rush	February 7, 2026
Turnovers	4	Team Gray	March 16, 2024
Blocks	1	Five times	
Steals	4	Eclipse	February 6, 2026
Minutes	39	Team T. Mitchell	March 9, 2024
Leaderboard Points	603	Team Hull	March 3, 2024

GAME-BY-GAME LOGS

Date	Opponent	LPTS	GP	GS	MP	FGM	FGA	3FGM	3FGA	FTM	FTA	OR	DR	REB	FC	FD	A	TO	BLK	STL	PTS	Notes
February 4	Rhythm	414	1	0	19	6	14	2	5	2	2	0	4	4	1	2	1	2	1	1	16	
February 6	Eclipse	388	1	1	36	8	12	4	7	5	6	0	2	2	1	4	3	2	0	4	25	MVP 2
February 7	Gold Rush	479	1	1	28	5	11	2	4	0	0	3	1	4	0	1	6	0	0	2	12	
February 11	Glow	236	1	1	33	7	21	2	8	7	9	1	4	5	3	5	4	1	0	2	23	MVP 3
February 13																						
February 14																						
February 18																						
February 20																						
February 21																						
February 25																						
February 26																						
March 1																						



#15 • JACY SHELDON • GUARD • 5-10 • DUBLIN, OHIO • OHIO STATE • SHE/HER



SEASON HIGHS			
Statistic	No.	Opponent	Date
Points	12	Gold Rush	February 7, 2026
FG Made	5	Gold Rush	February 7, 2026
FG Attempts	9	Gold Rush	February 7, 2026
3-Pt. FG Made	1	Two times	
3-Pt. FG Attempts	4	Gold Rush	February 7, 2026
FT Made	2	Eclipse	February 6, 2026
FT Attempts	2	Two times	
Rebounds	3	Eclipse	February 11, 2026
Assists	2	Two times	
Turnovers	3	Eclipse	February 11, 2026
Blocks	-		
Steals	3	Eclipse	February 11, 2026
Minutes	19	Rhythm	February 4, 2026
Leaderboard Points	379	Gold Rush	February 7, 2026

CAREER HIGHS			
Statistic	No.	Opponent	Date
Points	12	Gold Rush	February 7, 2026
FG Made	5	Gold Rush	February 7, 2026
FG Attempts	9	Gold Rush	February 7, 2026
3-Pt. FG Made	1	Two times	
3-Pt. FG Attempts	4	Gold Rush	February 7, 2026
FT Made	2	Eclipse	February 6, 2026
FT Attempts	2	Two times	
Rebounds	3	Eclipse	February 11, 2026
Assists	2	Two times	
Turnovers	3	Eclipse	February 11, 2026
Blocks	-		
Steals	3	Eclipse	February 11, 2026
Minutes	19	Rhythm	February 4, 2026
Leaderboard Points	379	Gold Rush	February 7, 2026

GAME-BY-GAME LOGS

Date	Opponent	LPTS	GP	GS	MP	FGM	FGA	3FGM	3FGA	FTM	FTA	OR	DR	REB	FC	FD	A	TO	BLK	STL	PTS	Notes
February 4	Rhythm	314	1	0	19	2	5	0	1	0	0	0	2	2	2	0	2	1	0	0	4	
February 6	Eclipse	128	1	0	16	3	5	1	3	2	2	0	0	0	2	1	2	1	0	0	9	
February 7	Gold Rush	379	1	0	18	5	9	1	4	1	2	0	1	1	0	1	1	1	0	0	12	
February 11	Eclipse	5	1	1	17	1	6	0	3	0	0	2	1	3	0	0	1	3	0	3	2	
February 13																						
February 14																						
February 18																						
February 20																						
February 21																						
February 25																						
February 26																						
March 1																						

#16 • BRIA HARTLEY • GUARD • 5-9 • NORTH BABYLON, N.Y. • UCONN • SHE/HER



SEASON HIGHS			
Statistic	No.	Opponent	Date
Points	11	Eclipse	February 4, 2026
FG Made	4	Eclipse	February 4, 2026
FG Attempts	8	Eclipse	February 4, 2026
3-Pt. FG Made	3	Eclipse	February 4, 2026
3-Pt. FG Attempts	6	Eclipse	February 4, 2026
FT Made	2	Two times	
FT Attempts	2	Two times	
Rebounds	2	Two times	
Assists	3	Eclipse	February 4, 2026
Turnovers	4	Eclipse	February 11, 2026
Blocks	-		
Steals	2	Eclipse	February 11, 2026
Minutes	21	Eclipse	February 11, 2026
Leaderboard Points	296	Rhythm	February 6, 2026

CAREER HIGHS			
Statistic	No.	Opponent	Date
Points	26	Team Sims	March 2, 2025
FG Made	8	Four times	
FG Attempts	20	Two times	
3-Pt. FG Made	3	Four times	
3-Pt. FG Attempts	10	Team Nurse	February 14, 2025
FT Made	9	Team Sims	March 2, 2025
FT Attempts	11	Team Sims	March 2, 2025
Rebounds	10	Team Bell	February 5, 2025
Assists	8	Team Sims	March 2, 2025
Turnovers	4	Three times	
Blocks	1	Team Sims	February 20, 2025
Steals	2	Five times	
Minutes	38	Team Sims	March 2, 2025
Leaderboard Points	615	Team Colson	February 7, 2025

GAME-BY-GAME LOGS

Date	Opponent	LPTS	GP	GS	MP	FGM	FGA	3FGM	3FGA	FTM	FTA	OR	DR	REB	FC	FD	A	TO	BLK	STL	PTS	Notes
February 4	Eclipse	64	1	1	17	4	8	3	6	0	0	0	2	2	2	0	3	3	0	0	11	
February 6	Rhythm	296	1	1	17	1	6	0	4	2	2	0	0	0	1	1	0	0	0	1	4	
February 7	Glow	120								DID NOT PLAY (CAPTAIN'S DECISION)												
February 11	Eclipse	60	1	0	21	3	6	1	3	2	2	0	2	2	1	2	1	4	0	2	9	
February 13																						
February 14																						
February 18																						
February 20																						
February 21																						
February 25																						
February 26																						
March 1																						

#17 • GRACE BERGER • GUARD • 6-0 • LOUISVILLE, KY. • INDIANA • SHE/HER



SEASON HIGHS			
Statistic	No.	Opponent	Date
Points	2	Two times	
FG Made	1	Rhythm	February 11, 2026
FG Attempts	5	Rhythm	February 11, 2026
3-Pt. FG Made	-		
3-Pt. FG Attempts	-		
FT Made	2	Gold Rush	February 7, 2026
FT Attempts	2	Gold Rush	February 7, 2026
Rebounds	3	Rhythm	February 11, 2026
Assists	4	Rhythm	February 11, 2026
Turnovers	2	Two times	
Blocks	-		
Steals	-		
Minutes	13	Rhythm	February 11, 2026
Leaderboard Points	369	Rhythm	February 11, 2026

CAREER HIGHS			
Statistic	No.	Opponent	Date
Points	16	Two times	
FG Made	7	Team Sims	March 2, 2024
FG Attempts	13	Team Sims	March 2, 2024
3-Pt. FG Made	2	Two times	
3-Pt. FG Attempts	3	Four times	
FT Made	5	Team Cloud	March 22, 2024
FT Attempts	6	Team Cloud	March 22, 2024
Rebounds	9	Team Sims	March 17, 2024
Assists	7	Team Gray	March 16, 2024
Turnovers	5	Team Sims	March 23, 2024
Blocks	1	Two times	
Steals	3	Team Sims	March 9, 2024
Minutes	35	Team Sims	March 2, 2024
Leaderboard Points	522	Team Cloud	March 22, 2024

GAME-BY-GAME LOGS

Date	Opponent	LPTS	GP	GS	MP	FGM	FGA	3FGM	3FGA	FTM	FTA	OR	DR	REB	FC	FD	A	TO	BLK	STL	PTS	Notes
February 4	Rhythm	254	1	1	11	0	1	0	0	0	0	0	0	0	2	0	0	2	0	0	0	
February 6	Eclipse	45	1	0	4	0	1	0	0	0	0	0	1	1	0	0	0	1	0	0	0	
February 7	Gold Rush	339	1	0	8	0	0	0	0	2	2	0	1	1	0	1	1	0	0	0	2	
February 11	Rhythm	369	1	0	13	1	5	0	0	0	0	2	1	3	2	0	4	2	0	0	2	
February 13																						
February 14																						
February 18																						
February 20																						
February 21																						
February 25																						
February 26																						
March 1																						

#18 • TEANA MULDROW • FORWARD • 6-1 • EAST ORANGE, N.J. • WEST VIRGINIA • SHE/HER



SEASON HIGHS			
Statistic	No.	Opponent	Date
Points	15	Eclipse	February 4, 2026
FG Made	6	Eclipse	February 4, 2026
FG Attempts	10	Rhythm	February 6, 2026
3-Pt. FG Made	2	Two times	
3-Pt. FG Attempts	5	Rhythm	February 6, 2026
FT Made	2	Glow	February 7, 2026
FT Attempts	2	Two times	
Rebounds	11	Eclipse	February 11, 2026
Assists	3	Glow	February 7, 2026
Turnovers	3	Two times	
Blocks	1	Two times	
Steals	3	Glow	February 7, 2026
Minutes	32	Glow	February 7, 2026
Leaderboard Points	358	Rhythm	February 6, 2026

CAREER HIGHS			
Statistic	No.	Opponent	Date
Points	16	Team Gray	March 10, 2024
FG Made	6	Two times	
FG Attempts	12	Team Gray	March 10, 2024
3-Pt. FG Made	3	Two times	
3-Pt. FG Attempts	8	Team Gray	March 10, 2024
FT Made	4	Team Cloud	March 7, 2024
FT Attempts	4	Team Cloud	March 7, 2024
Rebounds	13	Team Sims	March 9, 2024
Assists	4	Team Cloud	March 7, 2024
Turnovers	3	Three times	
Blocks	4	Team Sims	March 9, 2024
Steals	3	Glow	February 7, 2026
Minutes	32	Glow	February 7, 2026
Leaderboard Points	462	Team Hull	February 29, 2024

GAME-BY-GAME LOGS

Date	Opponent	LPTS	GP	GS	MP	FGM	FGA	3FGM	3FGA	FTM	FTA	OR	DR	REB	FC	FD	A	TO	BLK	STL	PTS	Notes
February 4	Eclipse	101	1	0	23	6	7	2	3	1	1	1	3	4	5	1	1	3	0	0	15	
February 6	Rhythm	358	1	1	30	5	10	2	5	0	0	0	6	6	4	0	0	1	0	0	12	
February 7	Glow	211	1	1	32	3	8	0	2	2	2	2	1	3	1	1	3	3	1	3	8	
February 11	Eclipse	182	1	0	24	5	8	1	3	1	2	3	8	11	4	1	2	2	1	2	12	MVP 3
February 13																						
February 14																						
February 18																						
February 20																						
February 21																						
February 25																						
February 26																						
March 1																						



#20 • KAITLYN CHEN • GUARD • 5-9 • SAN MARINO, CALIF. • PRINCETON/UCONN • SHE/HER




SEASON HIGHS			
Statistic	No.	Opponent	Date
Points	18	Glow	February 6, 2026
FG Made	7	Glow	February 6, 2026
FG Attempts	11	Rhythm	February 7, 2026
3-Pt. FG Made	3	Rhythm	February 7, 2026
3-Pt. FG Attempts	5	Rhythm	February 7, 2026
FT Made	4	Gold Rush	February 4, 2026
FT Attempts	6	Gold Rush	February 4, 2026
Rebounds	5	Gold Rush	February 4, 2026
Assists	6	Two times	
Turnovers	5	Two times	
Blocks	-		
Steals	1	Three times	
Minutes	32	Eclipse	February 11, 2026
Leaderboard Points	634	Glow	February 6, 2026

CAREER HIGHS			
Statistic	No.	Opponent	Date
Points	18	Glow	February 6, 2026
FG Made	7	Glow	February 6, 2026
FG Attempts	11	Rhythm	February 7, 2026
3-Pt. FG Made	3	Rhythm	February 7, 2026
3-Pt. FG Attempts	5	Rhythm	February 7, 2026
FT Made	4	Gold Rush	February 4, 2026
FT Attempts	6	Gold Rush	February 4, 2026
Rebounds	5	Gold Rush	February 4, 2026
Assists	6	Two times	
Turnovers	5	Two times	
Blocks	-		
Steals	1	Three times	
Minutes	32	Eclipse	February 11, 2026
Leaderboard Points	634	Glow	February 6, 2026

GAME-BY-GAME LOGS

Date	Opponent	LPTS	GP	GS	MP	FGM	FGA	3FGM	3FGA	FTM	FTA	OR	DR	REB	FC	FD	A	TO	BLK	STL	PTS	Notes
February 4	Gold Rush	542	1	1	25	3	6	0	2	4	6	3	2	5	0	3	4	2	0	0	10	
February 6	Glow	634	1	1	26	7	7	1	1	3	4	0	2	2	3	2	6	5	0	1	18	MVP 1
February 7	Rhythm	407	1	1	31	6	11	3	5	0	0	3	1	4	1	0	3	3	0	1	15	MVP 3
February 11	Eclipse	34	1	1	32	3	9	0	2	2	2	0	2	2	3	2	6	5	0	1	8	
February 13																						
February 14																						
February 18																						
February 20																						
February 21																						
February 25																						
February 26																						
March 1																						

#21 • MERCEDES RUSSELL • CENTER • 6-5 • SPRINGFIELD, ORE. • TENNESSEE • SHE/HER



SEASON HIGHS			
Statistic	No.	Opponent	Date
Points	12	Glow	February 6, 2026
FG Made	6	Glow	February 6, 2026
FG Attempts	14	Rhythm	February 7, 2026
3-Pt. FG Made	-		
3-Pt. FG Attempts	-		
FT Made	1	Two times	
FT Attempts	4	Gold Rush	February 4, 2026
Rebounds	16	Rhythm	February 7, 2026
Assists	3	Two times	
Turnovers	4	Glow	February 6, 2026
Blocks	1	Gold Rush	February 11, 2026
Steals	3	Rhythm	February 7, 2026
Minutes	32	Rhythm	February 7, 2026
Leaderboard Points	568	Gold Rush	February 11, 2026

CAREER HIGHS			
Statistic	No.	Opponent	Date
Points	20	Three times	
FG Made	10	Team Harrison	February 5, 2022
FG Attempts	17	Two times	
3-Pt. FG Made	-		
3-Pt. FG Attempts	-		
FT Made	8	Team Cloud	February 2, 2022
FT Attempts	8	Team Cloud	February 2, 2022
Rebounds	16	Rhythm	February 7, 2026
Assists	6	Team Brown	February 4, 2022
Turnovers	6	Team Cloud	February 2, 2022
Blocks	1	Three times	
Steals	3	Two times	
Minutes	47	Team Carrington	January 28, 2022
Leaderboard Points	568	Gold Rush	February 11, 2026

GAME-BY-GAME LOGS

Date	Opponent	LPTS	GP	GS	MP	FGM	FGA	3FGM	3FGA	FTM	FTA	OR	DR	REB	FC	FD	A	TO	BLK	STL	PTS	Notes
February 4	Gold Rush	420	1	1	21	3	5	0	0	1	4	1	2	3	5	2	1	2	0	1	7	
February 6	Glow	500	1	1	31	6	10	0	0	0	0	3	6	9	4	0	3	4	0	2	12	MVP 3
February 7	Rhythm	372	1	1	32	5	14	0	0	0	0	6	10	16	3	1	2	1	0	3	10	
February 11	Gold Rush	568	1	1	25	3	5	0	0	1	2	5	2	7	0	2	3	0	1	0	7	
February 13																						
February 14																						
February 18																						
February 20																						
February 21																						
February 25																						
February 26																						
March 1																						

#22 • JOJO LACEY • FORWARD • 6-1 • DOUGLASSVILLE, PA. • RUTGERS • SHE/HER



SEASON HIGHS			
Statistic	No.	Opponent	Date
Points	4	Gold Rush	February 11, 2026
FG Made	1	Gold Rush	February 11, 2026
FG Attempts	3	Gold Rush	February 11, 2026
3-Pt. FG Made	1	Gold Rush	February 11, 2026
3-Pt. FG Attempts	2	Gold Rush	February 11, 2026
FT Made	1	Gold Rush	February 11, 2026
FT Attempts	2	Gold Rush	February 11, 2026
Rebounds	2	Gold Rush	February 11, 2026
Assists	1	Two times	
Turnovers	1	Three times	
Blocks	-		
Steals	1	Eclipse	February 6, 2026
Minutes	12	Gold Rush	February 11, 2026
Leaderboard Points	436	Gold Rush	February 11, 2026

CAREER HIGHS			
Statistic	No.	Opponent	Date
Points	-		
FG Made	-		
FG Attempts	2	Rhythm	February 4, 2026
3-Pt. FG Made	-		
3-Pt. FG Attempts	1	Three times	
FT Made	-		
FT Attempts	-		
Rebounds	1	Rhythm	February 4, 2026
Assists	1	Gold Rush	February 7, 2026
Turnovers	1	Two times	
Blocks	-		
Steals	1	Eclipse	February 6, 2026
Minutes	5	Rhythm	February 4, 2026
Leaderboard Points	300	Gold Rush	February 7, 2026

GAME-BY-GAME LOGS

Date	Opponent	LPTS	GP	GS	MP	FGM	FGA	3FGM	3FGA	FTM	FTA	OR	DR	REB	FC	FD	A	TO	BLK	STL	PTS	Notes
February 4	Rhythm	280	1	0	5	0	2	0	1	0	0	1	0	1	0	0	0	1	0	0	0	
February 6	Eclipse	42	1	0	3	0	1	0	1	0	0	0	0	0	1	0	0	1	0	1	0	
February 7	Gold Rush	300	1	0	3	0	1	0	1	0	0	0	0	0	0	0	1	0	0	0	0	
February 11	Gold Rush	436	1	0	12	1	3	1	2	1	2	0	2	2	1	1	1	1	0	0	4	
February 13																						
February 14																						
February 18																						
February 20																						
February 21																						
February 25																						
February 26																						
March 1																						

#23 • AERIAL POWERS • GUARD • 5-11 • DETROIT, MICH. • MICHIGAN STATE • SHE/HER




SEASON HIGHS			
Statistic	No.	Opponent	Date
Points	17	Eclipse	February 4, 2026
FG Made	7	Rhythm	February 6, 2026
FG Attempts	4	Two times	
3-Pt. FG Made	1	Eclipse	February 4, 2026
3-Pt. FG Attempts	4	Two times	
FT Made	4	Two times	
FT Attempts	6	Two times	
Rebounds	9	Rhythm	February 6, 2026
Assists	2	Two times	
Turnovers	5	Glow	February 7, 2026
Blocks	1	Two times	
Steals	3	Two times	
Minutes	34	Glow	February 7, 2026
Leaderboard Points	518	Rhythm	February 6, 2026

CAREER HIGHS			
Statistic	No.	Opponent	Date
Points	17	Eclipse	February 4, 2026
FG Made	7	Rhythm	February 6, 2026
FG Attempts	4	Two times	
3-Pt. FG Made	1	Eclipse	February 4, 2026
3-Pt. FG Attempts	4	Two times	
FT Made	4	Two times	
FT Attempts	6	Two times	
Rebounds	9	Rhythm	February 6, 2026
Assists	2	Two times	
Turnovers	5	Glow	February 7, 2026
Blocks	1	Two times	
Steals	3	Two times	
Minutes	34	Glow	February 7, 2026
Leaderboard Points	518	Rhythm	February 6, 2026

GAME-BY-GAME LOGS

Date	Opponent	LPTS	GP	GS	MP	FGM	FGA	3FGM	3FGA	FTM	FTA	OR	DR	REB	FC	FD	A	TO	BLK	STL	PTS	Notes
February 4	Eclipse	144	1	0	28	6	14	1	4	4	6	2	2	4	2	5	2	1	0	3	17	
February 6	Rhythm	518	1	0	28	7	14	0	3	2	3	3	6	9	1	4	1	1	0	1	16	MVP 2
February 7	Glow	213	1	1	34	6	16	0	4	4	6	4	3	7	2	3	2	5	1	3	16	
February 11	Glow	44	1	1	19	1	4	0	2	0	0	0	0	0	2	0	0	0	1	0	2	
February 13																						
February 14																						
February 18																						
February 20																						
February 21																						
February 25																						
February 26																						
March 1																						

#24 • ANEESAH MORROW • FORWARD • 6-1 • CHICAGO, ILL. • LSU • SHE/HER



SEASON HIGHS			
Statistic	No.	Opponent	Date
Points	20	Glow	February 11, 2026
FG Made	7	Rhythm	February 7, 2026
FG Attempts	21	Glow	February 11, 2026
3-Pt. FG Made	1	Two times	
3-Pt. FG Attempts	5	Glow	February 11, 2026
FT Made	7	Glow	February 11, 2026
FT Attempts	9	Gold Rush	February 4, 2026
Rebounds	16	Glow	February 11, 2026
Assists	3	Glow	February 6 2026
Turnovers	2	Three times	
Blocks	2	Glow	February 6, 2026
Steals	3	Gold Rush	February 4, 2026
Minutes	34	Glow	February 11, 2026
Leaderboard Points	611	Gold Rush	February 4, 2026

CAREER HIGHS			
Statistic	No.	Opponent	Date
Points	20	Glow	February 11, 2026
FG Made	7	Rhythm	February 7, 2026
FG Attempts	21	Glow	February 11, 2026
3-Pt. FG Made	1	Two times	
3-Pt. FG Attempts	5	Glow	February 11, 2026
FT Made	7	Glow	February 11, 2026
FT Attempts	9	Gold Rush	February 4, 2026
Rebounds	16	Glow	February 11, 2026
Assists	3	Glow	February 6 2026
Turnovers	2	Three times	
Blocks	2	Glow	February 6, 2026
Steals	3	Gold Rush	February 4, 2026
Minutes	34	Glow	February 11, 2026
Leaderboard Points	611	Gold Rush	February 4, 2026

GAME-BY-GAME LOGS

Date	Opponent	LPTS	GP	GS	MP	FGM	FGA	3FGM	3FGA	FTM	FTA	OR	DR	REB	FC	FD	A	TO	BLK	STL	PTS	Notes
February 4	Gold Rush	611	1	1	23	4	10	0	3	6	9	0	13	13	0	4	1	2	1	3	14	MVP 3
February 6	Glow	512	1	1	27	5	11	1	3	3	4	0	10	10	3	4	3	2	2	1	14	
February 7	Rhythm	311	1	1	26	7	17	0	1	2	3	2	3	5	3	2	0	1	0	2	16	
February 11	Glow	296	1	1	34	6	21	1	5	7	8	8	8	16	0	4	1	2	1	0	20	MVP 2
February 13																						
February 14																						
February 18																						
February 20																						
February 21																						
February 25																						
February 26																						
March 1																						

#25 • DEJA KELLY • GUARD • 5-8 • DUNCANVILLE, TEXAS • NORTH CAROLINA/OREGON • SHE/HER



SEASON HIGHS			
Statistic	No.	Opponent	Date
Points	9	Eclipse	February 6, 2026
FG Made	3	Eclipse	February 6, 2026
FG Attempts	7	Glow	February 11, 2026
3-Pt. FG Made	1	Eclipse	February 6, 2026
3-Pt. FG Attempts	2	Two times	
FT Made	2	Eclipse	February 6, 2026
FT Attempts	2	Eclipse	February 6, 2026
Rebounds	4	Rhythm	February 4, 2026
Assists	2	Eclipse	February 6, 2026
Turnovers	3	Gold Rush	February 7, 2026
Blocks	-		
Steals	2	Glow	February 11, 2026
Minutes	19	Eclipse	February 6, 2026
Leaderboard Points	322	Rhythm	February 4, 2026

CAREER HIGHS			
Statistic	No.	Opponent	Date
Points	9	Eclipse	February 6, 2026
FG Made	3	Eclipse	February 6, 2026
FG Attempts	7	Glow	February 11, 2026
3-Pt. FG Made	1	Eclipse	February 6, 2026
3-Pt. FG Attempts	2	Two times	
FT Made	2	Eclipse	February 6, 2026
FT Attempts	2	Eclipse	February 6, 2026
Rebounds	4	Rhythm	February 4, 2026
Assists	2	Eclipse	February 6, 2026
Turnovers	3	Gold Rush	February 7, 2026
Blocks	-		
Steals	2	Glow	February 11, 2026
Minutes	19	Eclipse	February 6, 2026
Leaderboard Points	322	Rhythm	February 4, 2026

GAME-BY-GAME LOGS

Date	Opponent	LPTS	GP	GS	MP	FGM	FGA	3FGM	3FGA	FTM	FTA	OR	DR	REB	FC	FD	A	TO	BLK	STL	PTS	Notes
February 4	Rhythm	322	1	0	15	1	6	0	2	1	2	0	4	4	1	4	1	0	0	1	3	
February 6	Eclipse	154	1	0	19	3	6	1	2	2	2	0	2	2	2	3	2	1	0	1	9	
February 7	Gold Rush	241	1	0	15	0	2	0	0	0	0	0	1	1	3	0	1	3	0	0	0	
February 11	Glow	77	1	0	18	2	7	0	1	0	0	1	1	2	1	0	0	0	0	2	4	
February 13																						
February 14																						
February 18																						
February 20																						
February 21																						
February 25																						
February 26																						
March 1																						

#26 • KIARA LESLIE • GUARD • 6-0 • HOLLY SPRINGS, N.C. • NC STATE • SHE/HER



SEASON HIGHS			
Statistic	No.	Opponent	Date
Points	6	Glow	February 6, 2026
FG Made	2	Glow	February 6, 2026
FG Attempts	7	Gold Rush	February 4, 2026
3-Pt. FG Made	1	Two times	
3-Pt. FG Attempts	3	Gold Rush	February 4, 2026
FT Made	2	Gold Rush	February 4, 2026
FT Attempts	2	Two times	
Rebounds	4	Three times	
Assists	2	Gold Rush	February 4, 2026
Turnovers	2	Gold Rush	February 4, 2026
Blocks	-		
Steals	2	Glow	February 6, 2026
Minutes	16	Gold Rush	February 4, 2026
Leaderboard Points	421	Glow	February 6, 2026

CAREER HIGHS			
Statistic	No.	Opponent	Date
Points	15	Team Sims	March 1, 2025
FG Made	5	Two times	
FG Attempts	15	Team Westbrook	February 7, 2025
3-Pt. FG Made	2	Team Westbrook	February 7, 2025
3-Pt. FG Attempts	5	Two times	
FT Made	5	Team Sims	March 1, 2025
FT Attempts	5	Two times	
Rebounds	10	Team Sims	March 1, 2025
Assists	5	Team Westbrook	February 7, 2025
Turnovers	3	Team Siegrist	February 15, 2025
Blocks	1	Two times	
Steals	2	Four times	
Minutes	33	Team Bradford	March 2, 2025
Leaderboard Points	421	Glow	February 6, 2026

GAME-BY-GAME LOGS

Date	Opponent	LPTS	GP	GS	MP	FGM	FGA	3FGM	3FGA	FTM	FTA	OR	DR	REB	FC	FD	A	TO	BLK	STL	PTS	Notes
February 4	Gold Rush	420	1	0	16	1	7	1	3	2	2	2	2	4	3	1	2	2	0	0	5	
February 6	Glow	421	1	0	15	2	3	1	1	1	2	0	1	1	1	1	0	0	0	2	6	
February 7	Rhythm	227	1	0	7	0	3	0	2	0	0	1	3	4	1	0	1	1	0	0	0	
February 11	Eclipse	6	1	0	13	0	3	0	2	0	0	0	4	4	1	1	1	0	0	1	0	
February 13																						
February 14																						
February 18																						
February 20																						
February 21																						
February 25																						
February 26																						
March 1																						

#28 • DORIE HARRISON • FORWARD • 6-3 • NASHVILLE, TENN. • LIPSCOMB • SHE/HER



SEASON HIGHS			
Statistic	No.	Opponent	Date
Points	9	Rhythm	February 11, 2026
FG Made	4	Rhythm	February 11, 2026
FG Attempts	7	Rhythm	February 11, 2026
3-Pt. FG Made	1	Rhythm	February 11, 2026
3-Pt. FG Attempts	2	Rhythm	February 6, 2026
FT Made	6	Rhythm	February 6, 2026
FT Attempts	8	Rhythm	February 6, 2026
Rebounds	5	Eclipse	February 4, 2026
Assists	1	Two times	
Turnovers	4	Glow	February 7, 2026
Blocks	1	Rhythm	February 6, 2026
Steals	2	Glow	February 7, 2026
Minutes	17	Two times	
Leaderboard Points	404	Rhythm	February 11, 2026

CAREER HIGHS			
Statistic	No.	Opponent	Date
Points	11	Two times	
FG Made	5	Team Siegrist	February 20, 2025
FG Attempts	12	Two times	
3-Pt. FG Made	1	Two times	
3-Pt. FG Attempts	2	Rhythm	February 6, 2026
FT Made	6	Rhythm	February 6, 2026
FT Attempts	8	Two times	
Rebounds	11	Team Siegrist	February 20, 2025
Assists	2	Team Siegrist	February 20, 2025
Turnovers	5	Team Bradford	March 2, 2025
Blocks	2	Team Nurse	February 14, 2025
Steals	2	Glow	February 7, 2026
Minutes	28	Team Siegrist	February 20, 2025
Leaderboard Points	399	Team Nurse	February 14, 2025

GAME-BY-GAME LOGS

Date	Opponent	LPTS	GP	GS	MP	FGM	FGA	3FGM	3FGA	FTM	FTA	OR	DR	REB	FC	FD	A	TO	BLK	STL	PTS	Notes
February 4	Eclipse	-39	1	0	11	1	5	0	1	0	0	2	3	5	6	1	1	2	0	0	2	
February 6	Rhythm	336	1	0	12	0	4	0	2	6	8	2	2	4	3	5	0	1	1	1	6	
February 7	Glow	128	1	0	17	2	5	0	1	0	0	1	2	3	3	3	1	4	0	2	4	
February 11	Rhythm	404	1	0	17	4	7	1	1	0	0	0	2	2	2	0	0	1	0	0	9	
February 13																						
February 14																						
February 18																						
February 20																						
February 21																						
February 25																						
February 26																						
March 1																						

#30 • REBECCA HARRIS • GUARD • 5-8 • BELLEVILLE, ILL. • ILLINOIS • SHE/HER



SEASON HIGHS			
Statistic	No.	Opponent	Date
Points	2	Glow	February 4, 2026
FG Made	1	Glow	February 4, 2026
FG Attempts	2	Two times	
3-Pt. FG Made	-		
3-Pt. FG Attempts	-		
FT Made	-		
FT Attempts	-		
Rebounds	2	Eclipse	February 7, 2026
Assists	1	Gold Rush	February 6, 2026
Turnovers	-		
Blocks	-		
Steals	-		
Minutes	5	Three times	
Leaderboard Points	185	Eclipse	February 7, 2026

CAREER HIGHS			
Statistic	No.	Opponent	Date
Points	19	Team Bradford	March 2, 2025
FG Made	7	Team Bradford	March 2, 2025
FG Attempts	15	Team Bradford	March 2, 2025
3-Pt. FG Made	4	Team Bradford	March 2, 2025
3-Pt. FG Attempts	8	Team Bradford	March 2, 2025
FT Made	4	Three times	
FT Attempts	5	Team Cloud	February 2, 2022
Rebounds	8	Team Russell	January 29, 2022
Assists	4	Team Cloud	February 2, 2022
Turnovers	4	Team Russell	January 29, 2022
Blocks	1	Five times	
Steals	2	Three times	
Minutes	34	Team Harrison	February 5, 2022
Leaderboard Points	532	Team Harrison	February 19, 2025

GAME-BY-GAME LOGS

Date	Opponent	LPTS	GP	GS	MP	FGM	FGA	3FGM	3FGA	FTM	FTA	OR	DR	REB	FC	FD	A	TO	BLK	STL	PTS	Notes
February 4	Glow	132	1	0	5	1	2	0	0	0	0	1	0	1	1	0	0	0	0	0	2	
February 6	Gold Rush	120	1	0	5	0	1	0	0	0	0	0	0	0	0	0	1	0	0	0	0	
February 7	Eclipse	185	1	0	5	0	1	0	0	0	0	1	1	2	0	0	0	0	0	0	0	
February 11	Eclipse	-20	1	0	3	0	2	0	0	0	0	0	0	0	0	0	0	0	0	0	0	
February 13																						
February 14																						
February 18																						
February 20																						
February 21																						
February 25																						
February 26																						
March 1																						

#31 • TINA CHARLES • CENTER • 6-4 • JAMAICA, N.Y. • UCONN • SHE/HER



SEASON HIGHS			
Statistic	No.	Opponent	Date
Points	17	Two times	
FG Made	8	Two times	
FG Attempts	16	Gold Rush	February 11, 2026
3-Pt. FG Made	-		
3-Pt. FG Attempts	1	Two times	
FT Made	4	Eclipse	February 6, 2026
FT Attempts	6	Eclipse	February 6, 2026
Rebounds	10	Eclipse	February 6, 2026
Assists	1	Three times	
Turnovers	4	Gold Rush	February 7, 2026
Blocks	1	Rhythm	February 4, 2026
Steals	1	Rhythm	February 4, 2026
Minutes	34	Gold Rush	February 7, 2026
Leaderboard Points	628	Gold Rush	February 11, 2026

CAREER HIGHS			
Statistic	No.	Opponent	Date
Points	17	Two times	
FG Made	8	Two times	
FG Attempts	16	Gold Rush	February 11, 2026
3-Pt. FG Made	-		
3-Pt. FG Attempts	1	Two times	
FT Made	4	Eclipse	February 6, 2026
FT Attempts	6	Eclipse	February 6, 2026
Rebounds	10	Eclipse	February 6, 2026
Assists	1	Three times	
Turnovers	4	Gold Rush	February 7, 2026
Blocks	1	Rhythm	February 4, 2026
Steals	1	Rhythm	February 4, 2026
Minutes	34	Gold Rush	February 7, 2026
Leaderboard Points	628	Gold Rush	February 11, 2026

GAME-BY-GAME LOGS

Date	Opponent	LPTS	GP	GS	MP	FGM	FGA	3FGM	3FGA	FTM	FTA	OR	DR	REB	FC	FD	A	TO	BLK	STL	PTS	Notes
February 4	Rhythm	544	1	1	31	8	14	0	1	1	1	1	8	9	2	2	1	2	1	1	17	MVP 1
February 6	Eclipse	152	1	1	25	3	11	0	1	4	6	4	6	10	0	3	1	0	0	0	10	
February 7	Gold Rush	385	1	1	34	6	12	0	0	3	4	1	7	8	1	2	0	4	0	0	15	
February 11	Gold Rush	628	1	1	25	8	16	0	0	1	1	4	4	8	1	1	1	3	0	0	17	MVP 1
February 13																						
February 14																						
February 18																						
February 20																						
February 21																						
February 25																						
February 26																						
March 1																						

#32 • ASIA TAYLOR • FORWARD • 6-1 • COLUMBUS, OHIO • LOUISVILLE • SHE/HER




SEASON HIGHS			
Statistic	No.	Opponent	Date
Points	22	Gold Rush	February 4, 2026
FG Made	7	Gold Rush	February 4, 2026
FG Attempts	11	Gold Rush	February 4, 2026
3-Pt. FG Made	1	Two times	
3-Pt. FG Attempts	3	Glow	February 6, 2026
FT Made	8	Gold Rush	February 4, 2026
FT Attempts	9	Gold Rush	February 4, 2026
Rebounds	5	Gold Rush	February 4, 2026
Assists	2	Two times	
Turnovers	2	Glow	February 11, 2026
Blocks	1	Gold Rush	February 4, 2026
Steals	1	Gold Rush	February 4, 2026
Minutes	19	Gold Rush	February 4, 2026
Leaderboard Points	723	Gold Rush	February 4, 2026

CAREER HIGHS			
Statistic	No.	Opponent	Date
Points	22	Gold Rush	February 4, 2026
FG Made	7	Two times	
FG Attempts	12	Team Bradford	February 27, 2025
3-Pt. FG Made	1	Four times	
3-Pt. FG Attempts	3	Glow	February 6, 2026
FT Made	8	Gold Rush	February 4, 2026
FT Attempts	9	Gold Rush	February 4, 2026
Rebounds	8	Two times	
Assists	3	Team Colson	February 8, 2025
Turnovers	5	Team Bradford	February 12, 2025
Blocks	1	Four times	
Steals	1	Five times	
Minutes	27	Team Bradford	February 12, 2025
Leaderboard Points	723	Gold Rush	February 4, 2026

GAME-BY-GAME LOGS

Date	Opponent	LPTS	GP	GS	MP	FGM	FGA	3FGM	3FGA	FTM	FTA	OR	DR	REB	FC	FD	A	TO	BLK	STL	PTS	Notes
February 4	Gold Rush	723	1	0	19	7	11	0	1	8	9	0	5	5	3	5	2	1	1	1	22	MVP 1
February 6	Glow	390	1	0	14	4	7	1	3	2	4	0	2	2	6	3	1	1	0	0	11	
February 7	Rhythm	240																				DID NOT PLAY (INACTIVE)
February 11	Glow	233	1	0	18	4	5	1	1	6	6	1	3	4	1	4	2	2	0	0	15	
February 13																						
February 14																						
February 18																						
February 20																						
February 21																						
February 25																						
February 26																						
March 1																						

#33 • NATASHA MACK • FORWARD • 6-4 • LUKFIN, TEXAS • OKLAHOMA STATE • SHE/HER



SEASON HIGHS			
Statistic	No.	Opponent	Date
Points	11	Two times	
FG Made	5	Two times	
FG Attempts	9	Gold Rush	February 6, 2026
3-Pt. FG Made	-		
3-Pt. FG Attempts	-		
FT Made	3	Rhythm	February 11, 2026
FT Attempts	5	Rhythm	February 11, 2026
Rebounds	15	Two times	
Assists	3	Rhythm	February 11, 2026
Turnovers	1	Three times	
Blocks	6	Rhythm	February 11, 2026
Steals	4	Glow	February 4, 2026
Minutes	32	Gold Rush	February 6, 2026
Leaderboard Points	569	Rhythm	February 11, 2026

CAREER HIGHS			
Statistic	No.	Opponent	Date
Points	11	Two times	
FG Made	5	Two times	
FG Attempts	9	Gold Rush	February 6, 2026
3-Pt. FG Made	-		
3-Pt. FG Attempts	-		
FT Made	3	Rhythm	February 11, 2026
FT Attempts	5	Rhythm	February 11, 2026
Rebounds	15	Two times	
Assists	3	Rhythm	February 11, 2026
Turnovers	1	Three times	
Blocks	6	Rhythm	February 11, 2026
Steals	4	Glow	February 4, 2026
Minutes	32	Gold Rush	February 6, 2026
Leaderboard Points	569	Rhythm	February 11, 2026

GAME-BY-GAME LOGS

Date	Opponent	LPTS	GP	GS	MP	FGM	FGA	3FGM	3FGA	FTM	FTA	OR	DR	REB	FC	FD	A	TO	BLK	STL	PTS	Notes
February 4	Glow	348	1	0	31	4	6	0	0	1	1	4	10	14	2	1	1	0	3	4	9	
February 6	Gold Rush	285	1	1	32	5	9	0	0	1	2	4	11	15	2	1	1	1	3	0	11	
February 7	Eclipse	389	1	1	25	5	7	0	0	1	2	4	9	13	0	1	0	1	5	0	11	
February 11	Rhythm	569	1	1	23	3	6	0	0	3	5	2	13	15	1	3	3	1	6	0	9	
February 13																						
February 14																						
February 18																						
February 20																						
February 21																						
February 25																						
February 26																						
March 1																						



#34 • SHEY PEDDY • GUARD • 5-7 • ROXBURY, MASS. • TEMPLE • SHE/HER



SEASON HIGHS			
Statistic	No.	Opponent	Date
Points	14	Gold Rush	February 11, 2026
FG Made	5	Gold Rush	February 11, 2026
FG Attempts	12	Gold Rush	February 6, 2026
3-Pt. FG Made	4	Gold Rush	February 11, 2026
3-Pt. FG Attempts	7	Gold Rush	February 6, 2026
FT Made	3	Gold Rush	February 6, 2026
FT Attempts	4	Gold Rush	February 6, 2026
Rebounds	5	Gold Rush	February 6, 2026
Assists	6	Gold Rush	February 11, 2026
Turnovers	4	Gold Rush	February 6, 2026
Blocks	-		
Steals	2	Gold Rush	February 11, 2026
Minutes	26	Two times	
Leaderboard Points	675	Gold Rush	February 11, 2026

CAREER HIGHS			
Statistic	No.	Opponent	Date
Points	20	Team Caldwell	February 20, 2025
FG Made	6	Team Harrison	February 19, 2025
FG Attempts	12	Gold Rush	February 6, 2026
3-Pt. FG Made	4	Gold Rush	February 11, 2026
3-Pt. FG Attempts	7	Gold Rush	February 6, 2026
FT Made	8	Team Caldwell	February 20, 2025
FT Attempts	8	Team Caldwell	February 20, 2025
Rebounds	6	Team Siegrist	March 1, 2025
Assists	7	Team Sims	February 27, 2025
Turnovers	4	Gold Rush	February 6, 2026
Blocks	1	Team Harris	March 2, 2025
Steals	4	Team Sims	February 23, 2025
Minutes	35	Team Sims	February 23, 2025
Leaderboard Points	675	Gold Rush	February 11, 2026

GAME-BY-GAME LOGS

Date	Opponent	LPTS	GP	GS	MP	FGM	FGA	3FGM	3FGA	FTM	FTA	OR	DR	REB	FC	FD	A	TO	BLK	STL	PTS	Notes
February 4	Glow	98	1	1	23	0	3	0	2	2	2	0	2	2	5	3	4	3	0	0	2	
February 6	Gold Rush	160	1	1	26	3	12	2	7	3	4	1	4	5	3	3	5	4	0	1	11	
February 7	Eclipse	132	1	1	19	0	3	0	2	0	0	0	2	2	1	0	0	2	0	0	0	
February 11	Gold Rush	675	1	1	26	5	7	4	6	0	0	0	1	1	0	0	6	1	0	2	14	MVP 2
February 13																						
February 14																						
February 18																						
February 20																						
February 21																						
February 25																						
February 26																						
March 1																						

#35 • REBEKAH GARDNER • GUARD • 6-1 • RANCHO CUCAMONGA, CALIF. • UCLA • SHE/HER



SEASON HIGHS			
Statistic	No.	Opponent	Date
Points	17	Gold Rush	February 4, 2026
FG Made	6	Gold Rush	February 4, 2026
FG Attempts	8	Gold Rush	February 4, 2026
3-Pt. FG Made	2	Three times	
3-Pt. FG Attempts	3	Gold Rush	February 4, 2026
FT Made	3	Gold Rush	February 4, 2026
FT Attempts	3	Gold Rush	February 4, 2026
Rebounds	4	Three times	
Assists	6	Rhythm	February 7, 2026
Turnovers	2	Three times	
Blocks	-		
Steals	2	Gold Rush	February 4, 2026
Minutes	32	Rhythm	February 7, 2026
Leaderboard Points	680	Gold Rush	February 4, 2026

CAREER HIGHS			
Statistic	No.	Opponent	Date
Points	17	Gold Rush	February 4, 2026
FG Made	6	Gold Rush	February 4, 2026
FG Attempts	8	Gold Rush	February 4, 2026
3-Pt. FG Made	2	Three times	
3-Pt. FG Attempts	3	Gold Rush	February 4, 2026
FT Made	3	Gold Rush	February 4, 2026
FT Attempts	3	Gold Rush	February 4, 2026
Rebounds	4	Three times	
Assists	6	Rhythm	February 7, 2026
Turnovers	2	Three times	
Blocks	-		
Steals	2	Gold Rush	February 4, 2026
Minutes	32	Rhythm	February 7, 2026
Leaderboard Points	680	Gold Rush	February 4, 2026

GAME-BY-GAME LOGS

Date	Opponent	LPTS	GP	GS	MP	FGM	FGA	3FGM	3FGA	FTM	FTA	OR	DR	REB	FC	FD	A	TO	BLK	STL	PTS	Notes
February 4	Gold Rush	680	1	1	14	6	8	2	3	3	3	2	2	4	2	4	1	1	0	2	17	MVP 2
February 6	Glow	484	1	1	16	5	5	2	2	0	0	0	0	0	1	2	1	2	0	1	12	
February 7	Rhythm	365	1	1	32	3	6	0	2	2	2	1	3	4	1	2	6	2	0	1	8	
February 11	Rhythm	501	1	1	23	5	6	2	2	0	0	1	3	4	3	0	4	2	0	1	12	
February 13																						
February 14																						
February 18																						
February 20																						
February 21																						
February 25																						
February 26																						
March 1																						

#40 • KIAH STOKES • CENTER • 6-3 • MARION, IOWA • UCONN • SHE/HER



SEASON HIGHS			
Statistic	No.	Opponent	Date
Points	9	Glow	February 7, 2026
FG Made	4	Two times	
FG Attempts	7	Rhythm	February 6, 2026
3-Pt. FG Made	-		
3-Pt. FG Attempts	2	Two times	
FT Made	2	Two times	
FT Attempts	3	Eclipse	February 11, 2026
Rebounds	15	Rhythm	February 6, 2026
Assists	1	Two times	
Turnovers	3	Glow	February 7, 2026
Blocks	3	Eclipse	February 4, 2026
Steals	2	Eclipse	February 4, 2026
Minutes	34	Eclipse	February 11, 2026
Leaderboard Points	472	Rhythm	February 6, 2026

CAREER HIGHS			
Statistic	No.	Opponent	Date
Points	9	Glow	February 7, 2026
FG Made	4	Two times	
FG Attempts	7	Rhythm	February 6, 2026
3-Pt. FG Made	-		
3-Pt. FG Attempts	2	Two times	
FT Made	2	Two times	
FT Attempts	3	Eclipse	February 11, 2026
Rebounds	15	Rhythm	February 6, 2026
Assists	1	Two times	
Turnovers	3	Glow	February 7, 2026
Blocks	3	Eclipse	February 4, 2026
Steals	2	Eclipse	February 4, 2026
Minutes	34	Eclipse	February 11, 2026
Leaderboard Points	472	Rhythm	February 6, 2026

GAME-BY-GAME LOGS

Date	Opponent	LPTS	GP	GS	MP	FGM	FGA	3FGM	3FGA	FTM	FTA	OR	DR	REB	FC	FD	A	TO	BLK	STL	PTS	Notes
February 4	Eclipse	105	1	1	32	2	6	0	2	2	2	2	7	9	3	1	0	0	3	2	6	
February 6	Rhythm	472	1	1	30	4	7	0	1	0	0	5	10	15	2	1	1	1	2	1	8	
February 7	Glow	228	1	1	25	4	6	0	2	1	1	3	6	9	1	1	0	3	1	1	9	
February 11	Eclipse	98	1	1	34	2	6	0	1	2	3	1	8	9	1	3	1	0	2	0	6	
February 13																						
February 14																						
February 18																						
February 20																						
February 21																						
February 25																						
February 26																						
March 1																						

#41 • ALAINA COATES • CENTER • 6-4 • IRMO, S.C. • SOUTH CAROLINA • SHE/HER



SEASON HIGHS			
Statistic	No.	Opponent	Date
Points	2	Two times	
FG Made	1	Two times	
FG Attempts	2	Eclipse	February 4, 2026
3-Pt. FG Made	-		
3-Pt. FG Attempts	-		
FT Made	-		
FT Attempts	-		
Rebounds	8	Glow	February 7, 2026
Assists	-		
Turnovers	1	Two times	
Blocks	1	Three times	
Steals	2	Glow	February 7, 2026
Minutes	19	Glow	February 7, 2026
Leaderboard Points	422	Gold Rush	February 11, 2026

CAREER HIGHS			
Statistic	No.	Opponent	Date
Points	2	Two times	
FG Made	1	Two times	
FG Attempts	2	Eclipse	February 4, 2026
3-Pt. FG Made	-		
3-Pt. FG Attempts	-		
FT Made	-		
FT Attempts	-		
Rebounds	8	Glow	February 7, 2026
Assists	-		
Turnovers	1	Two times	
Blocks	1	Three times	
Steals	2	Glow	February 7, 2026
Minutes	19	Glow	February 7, 2026
Leaderboard Points	422	Gold Rush	February 11, 2026

GAME-BY-GAME LOGS

Date	Opponent	LPTS	GP	GS	MP	FGM	FGA	3FGM	3FGA	FTM	FTA	OR	DR	REB	FC	FD	A	TO	BLK	STL	PTS	Notes
February 4	Eclipse	20	1	0	4	1	2	0	0	0	0	1	0	1	0	0	0	0	0	0	2	
February 6	Rhythm	327	1	0	5	0	0	0	0	0	0	1	3	4	1	0	0	1	1	1	0	
February 7	Glow	194	1	0	19	1	1	0	0	0	0	0	8	8	2	0	0	0	1	2	2	
February 11	Gold Rush	422	1	0	9	0	0	0	0	0	0	0	2	2	1	0	0	1	1	0	0	
February 13																						
February 14																						
February 18																						
February 20																						
February 21																						
February 25																						
February 26																						
March 1																						



#42 • EMMA CANNON • FORWARD • 6-2 • ROCHESTER, N.Y. • UCF/FLORIDA SOUTHERN • SHE/HER



SEASON HIGHS			
Statistic	No.	Opponent	Date
Points	14	Gold Rush	February 7, 2026
FG Made	5	Gold Rush	February 7, 2026
FG Attempts	8	Gold Rush	February 7, 2026
3-Pt. FG Made	2	Gold Rush	February 7, 2026
3-Pt. FG Attempts	4	Two times	
FT Made	6	Eclipse	February 6, 2026
FT Attempts	6	Eclipse	February 6, 2026
Rebounds	6	Eclipse	February 6, 2026
Assists	2	Rhythm	February 4, 2026
Turnovers	1	Four times	
Blocks	1	Eclipse	February 6, 2026
Steals	2	Gold Rush	February 7, 2026
Minutes	19	Rhythm	February 11, 2026
Leaderboard Points	439	Gold Rush	February 7, 2026

CAREER HIGHS			
Statistic	No.	Opponent	Date
Points	14	Gold Rush	February 7, 2026
FG Made	5	Gold Rush	February 7, 2026
FG Attempts	8	Gold Rush	February 7, 2026
3-Pt. FG Made	2	Gold Rush	February 7, 2026
3-Pt. FG Attempts	4	Two times	
FT Made	6	Eclipse	February 6, 2026
FT Attempts	6	Eclipse	February 6, 2026
Rebounds	6	Eclipse	February 6, 2026
Assists	2	Rhythm	February 4, 2026
Turnovers	1	Four times	
Blocks	1	Eclipse	February 6, 2026
Steals	2	Gold Rush	February 7, 2026
Minutes	19	Rhythm	February 11, 2026
Leaderboard Points	439	Gold Rush	February 7, 2026

GAME-BY-GAME LOGS

Date	Opponent	LPTS	GP	GS	MP	FGM	FGA	3FGM	3FGA	FTM	FTA	OR	DR	REB	FC	FD	A	TO	BLK	STL	PTS	Notes
February 4	Rhythm	394	1	0	12	2	6	1	4	5	6	1	4	5	1	3	2	1	0	0	10	
February 6	Eclipse	160	1	0	16	1	2	0	0	6	6	2	4	6	4	5	0	1	1	1	8	
February 7	Gold Rush	439	1	0	18	5	8	2	4	2	3	0	5	5	1	3	0	1	0	2	14	
February 11	Rhythm	365	1	0	19	2	4	1	2	0	0	0	5	5	4	0	0	1	0	0	5	
February 13																						
February 14																						
February 18																						
February 20																						
February 21																						
February 25																						
February 26																						
March 1																						

#69 • KIERSTAN BELL • GUARD • 6-1 • ALLIANCE, OHIO • FLORIDA GULF COAST • SHE/HER



SEASON HIGHS			
Statistic	No.	Opponent	Date
Points	12	Two times	
FG Made	5	Rhythm	February 7, 2026
FG Attempts	11	Two times	
3-Pt. FG Made	3	Rhythm	February 11, 2026
3-Pt. FG Attempts	7	Gold Rush	February 4, 2026
FT Made	2	Glow	February 6, 2026
FT Attempts	2	Three times	
Rebounds	5	Gold Rush	February 4, 2026
Assists	2	Glow	February 6, 2026
Turnovers	2	Two times	
Blocks	2	Rhythm	February 7, 2026
Steals	2	Gold Rush	February 4, 2026
Minutes	20	Three times	
Leaderboard Points	481	Gold Rush	February 4, 2026

CAREER HIGHS			
Statistic	No.	Opponent	Date
Points	26	Two times	
FG Made	10	Two times	
FG Attempts	21	Team Smith	March 25, 2023
3-Pt. FG Made	6	Team Sims	March 22, 2024
3-Pt. FG Attempts	14	Team Cloud	March 23, 2024
FT Made	7	Team T. Mitchell	March 9, 2024
FT Attempts	11	Team T. Mitchell	March 9, 2024
Rebounds	11	Two times	
Assists	10	Team Hillmon	March 18, 2023
Turnovers	5	Two times	
Blocks	2	Six times	
Steals	4	Team Gray	March 7, 2024
Minutes	43	Team Hillmon	March 10, 2023
Leaderboard Points	698	Team T. Mitchell	March 17, 2024

GAME-BY-GAME LOGS

Date	Opponent	LPTS	GP	GS	MP	FGM	FGA	3FGM	3FGA	FTM	FTA	OR	DR	REB	FC	FD	A	TO	BLK	STL	PTS	Notes
February 4	Gold Rush	481	1	0	20	4	11	2	7	0	2	2	3	5	1	1	1	1	0	2	10	
February 6	Glow	418	1	0	18	3	8	1	4	2	2	1	2	3	3	3	2	2	0	1	9	
February 7	Rhythm	309	1	0	20	5	11	2	6	0	0	0	1	1	2	0	1	1	2	0	12	
February 11	Rhythm	398	1	1	20	4	9	3	6	1	2	0	2	2	2	1	0	2	0	0	12	
February 13																						
February 14																						
February 18																						
February 20																						
February 21																						
February 25																						
February 26																						
March 1																						

#75 • AIR HEARN • GUARD • 5-8 • MEMPHIS, TENN. • MEMPHIS • SHE/HER



SEASON HIGHS			
Statistic	No.	Opponent	Date
Points	2	Eclipse	February 4, 2026
FG Made	1	Eclipse	February 4, 2026
FG Attempts	2	Eclipse	February 4, 2026
3-Pt. FG Made	-		
3-Pt. FG Attempts	-		
FT Made	-		
FT Attempts	-		
Rebounds	-		
Assists	1	Eclipse	February 4, 2026
Turnovers	2	Eclipse	February 4, 2026
Blocks	1	Eclipse	February 4, 2026
Steals	1	Eclipse	February 4, 2026
Minutes	12	Eclipse	February 4, 2026
Leaderboard Points	300	Rhythm	February 6, 2026

CAREER HIGHS			
Statistic	No.	Opponent	Date
Points	25	Team Gray	March 14, 2024
FG Made	10	Team Gray	March 14, 2024
FG Attempts	18	Team Sims	March 7, 2024
3-Pt. FG Made	5	Team Gray	March 14, 2024
3-Pt. FG Attempts	9	Team Sims	March 7, 2024
FT Made	6	Team K. Mitchell	March 10, 2023
FT Attempts	8	Team K. Mitchell	March 10, 2023
Rebounds	9	Team Sims	March 7, 2024
Assists	7	Team Brown	February 23, 2022
Turnovers	4	Team Gray	March 2, 2024
Blocks	3	Team Sims	February 29, 2024
Steals	3	Eight times	
Minutes	40	Four times	
Leaderboard Points	590	Team T. Mitchell	March 17, 2024

GAME-BY-GAME LOGS

Date	Opponent	LPTS	GP	GS	MP	FGM	FGA	3FGM	3FGA	FTM	FTA	OR	DR	REB	FC	FD	A	TO	BLK	STL	PTS	Notes
February 4	Eclipse	20	1	0	12	1	2	0	0	0	0	0	0	0	0	0	1	2	1	1	2	
February 6	Rhythm	300																				DID NOT PLAY (INACTIVE)
February 7	Glow	120																				DID NOT PLAY (INACTIVE)
February 11	-	-																				NOT ON ROSTER
February 13																						
February 14																						
February 18																						
February 20																						
February 21																						
February 25																						
February 26																						
March 1																						

#77 • ARIEL ATKINS • GUARD • 5-10 • DUNCANVILLE, TEXAS • TEXAS • SHE/HER



SEASON HIGHS			
Statistic	No.	Opponent	Date
Points	19	Gold Rush	February 7, 2026
FG Made	7	Gold Rush	February 7, 2026
FG Attempts	17	Gold Rush	February 7, 2026
3-Pt. FG Made	3	Gold Rush	February 7, 2026
3-Pt. FG Attempts	5	Two times	
FT Made	2	Four times	
FT Attempts	2	Four times	
Rebounds	8	Gold Rush	February 7, 2026
Assists	5	Gold Rush	February 7, 2026
Turnovers	6	Eclipse	February 6, 2026
Blocks	-		
Steals	6	Gold Rush	February 11, 2026
Minutes	32	Gold Rush	February 7, 2026
Leaderboard Points	574	Gold Rush	February 7, 2026

CAREER HIGHS			
Statistic	No.	Opponent	Date
Points	19	Gold Rush	February 7, 2026
FG Made	7	Gold Rush	February 7, 2026
FG Attempts	17	Gold Rush	February 7, 2026
3-Pt. FG Made	3	Gold Rush	February 7, 2026
3-Pt. FG Attempts	5	Two times	
FT Made	2	Three times	
FT Attempts	2	Three times	
Rebounds	8	Gold Rush	February 7, 2026
Assists	5	Gold Rush	February 7, 2026
Turnovers	6	Eclipse	February 6, 2026
Blocks	-		
Steals	6	Gold Rush	February 11, 2026
Minutes	32	Gold Rush	February 7, 2026
Leaderboard Points	574	Gold Rush	February 7, 2026

GAME-BY-GAME LOGS

Date	Opponent	LPTS	GP	GS	MP	FGM	FGA	3FGM	3FGA	FTM	FTA	OR	DR	REB	FC	FD	A	TO	BLK	STL	PTS	Notes
February 4	Rhythm	390	1	1	30	4	11	2	5	2	2	0	4	4	1	2	1	3	0	4	12	
February 6	Eclipse	26	1	1	24	3	9	0	4	2	2	0	2	2	3	2	2	6	0	0	8	
February 7	Gold Rush	574	1	1	32	7	17	3	5	2	2	2	6	8	4	2	5	4	0	5	19	MVP 1
February 11	Gold Rush	513	1	1	27	2	9	1	3	2	2	0	5	5	2	1	4	2	0	6	7	
February 13																						
February 14																						
February 18																						
February 20																						
February 21																						
February 25																						
February 26																						
March 1																						

#88 • KAYANA TRAYLOR • GUARD • 5-9 • MARTINSVILLE, IND. • VIRGINIA TECH • SHE/HER




SEASON HIGHS			
Statistic	No.	Opponent	Date
Points	14	Glow	February 6, 2026
FG Made	5	Glow	February 6, 2026
FG Attempts	10	Glow	February 6, 2026
3-Pt. FG Made	1	Three times	
3-Pt. FG Attempts	4	Glow	February 6, 2026
FT Made	3	Glow	February 6, 2026
FT Attempts	4	Glow	February 6, 2026
Rebounds	3	Glow	February 11, 2026
Assists	2	Two times	
Turnovers	2	Glow	February 11, 2026
Blocks	-		
Steals	3	Glow	February 11, 2026
Minutes	24	Glow	February 11, 2026
Leaderboard Points	451	Glow	February 6, 2026

CAREER HIGHS			
Statistic	No.	Opponent	Date
Points	14	Glow	February 6, 2026
FG Made	5	Glow	February 6, 2026
FG Attempts	10	Glow	February 6, 2026
3-Pt. FG Made	1	Three times	
3-Pt. FG Attempts	4	Glow	February 6, 2026
FT Made	3	Glow	February 6, 2026
FT Attempts	4	Glow	February 6, 2026
Rebounds	3	Glow	February 11, 2026
Assists	2	Two times	
Turnovers	2	Glow	February 11, 2026
Blocks	-		
Steals	3	Glow	February 11, 2026
Minutes	24	Glow	February 11, 2026
Leaderboard Points	451	Glow	February 6, 2026

GAME-BY-GAME LOGS

Date	Opponent	LPTS	GP	GS	MP	FGM	FGA	3FGM	3FGA	FTM	FTA	OR	DR	REB	FC	FD	A	TO	BLK	STL	PTS	Notes
February 4	Gold Rush	398	1	0	15	2	7	0	3	0	0	0	0	0	4	0	1	0	0	1	4	
February 6	Glow	451	1	0	14	5	10	1	4	3	4	1	1	2	2	3	1	1	0	0	14	
February 7	Rhythm	317	1	0	13	3	3	1	1	0	0	0	1	1	1	0	2	1	0	0	7	
February 11	Glow	133	1	1	24	1	2	1	1	2	2	0	3	3	3	2	2	2	0	3	5	
February 13																						
February 14																						
February 18																						
February 20																						
February 21																						
February 25																						
February 26																						
March 1																						

#93 • ALISSA PILI • FORWARD • 6-2 • ANCHORAGE, ALASKA • UTAH • SHE/HER



SEASON HIGHS			
Statistic	No.	Opponent	Date
Points	11	Gold Rush	February 11, 2026
FG Made	4	Gold Rush	February 11, 2026
FG Attempts	8	Gold Rush	February 11, 2026
3-Pt. FG Made	1	Gold Rush	February 11, 2026
3-Pt. FG Attempts	3	Gold Rush	February 11, 2026
FT Made	2	Gold Rush	February 11, 2026
FT Attempts	3	Gold Rush	February 11, 2026
Rebounds	3	Gold Rush	February 11, 2026
Assists	-		
Turnovers	1	Gold Rush	February 11, 2026
Blocks	-		
Steals	-		
Minutes	16	Gold Rush	February 11, 2026
Leaderboard Points	490	Gold Rush	February 11, 2026

CAREER HIGHS			
Statistic	No.	Opponent	Date
Points	20	Team Bell	February 8, 2025
FG Made	7	Two times	
FG Attempts	18	Team Westbrook	February 7, 2025
3-Pt. FG Made	3	Two times	
3-Pt. FG Attempts	9	Team Sims	March 1, 2025
FT Made	7	Team Harrison	February 5, 2025
FT Attempts	10	Team Harrison	February 5, 2025
Rebounds	9	Team Harrison	February 5, 2025
Assists	4	Team Harrison	February 5, 2025
Turnovers	4	Two times	
Blocks	2	Four times	
Steals	3	Team Bell	February 8, 2025
Minutes	36	Two times	
Leaderboard Points	599	Team Bell	February 8, 2025

GAME-BY-GAME LOGS

Date	Opponent	LPTS	GP	GS	MP	FGM	FGA	3FGM	3FGA	FTM	FTA	OR	DR	REB	FC	FD	A	TO	BLK	STL	PTS	Notes
February 4	-	-																				NOT ON ROSTER
February 6	-	-																				NOT ON ROSTER
February 7	-	-																				NOT ON ROSTER
February 11	Gold Rush	490	1	0	16	4	8	1	3	2	3	1	2	3	2	4	0	1	0	0	11	
February 13																						
February 14																						
February 18																						
February 20																						
February 21																						
February 25																						
February 26																						
March 1																						

#99 • ODYSSEY SIMS • GUARD • 5-8 • IRVING, TEXAS • BAYLOR • SHE/HER



SEASON HIGHS			
Statistic	No.	Opponent	Date
Points	31	Rhythm	February 11, 2026
FG Made	11	Rhythm	February 11, 2026
FG Attempts	24	Rhythm	February 6, 2026
3-Pt. FG Made	-		
3-Pt. FG Attempts	5	Glow	February 7, 2026
FT Made	9	Two times	
FT Attempts	14	Glow	February 7, 2026
Rebounds	7	Three times	
Assists	8	Rhythm	February 11, 2026
Turnovers	7	Glow	February 7, 2026
Blocks	-		
Steals	3	Eclipse	February 4, 2026
Minutes	40	Rhythm	February 6, 2026
Leaderboard Points	824	Rhythm	February 11, 2026

CAREER HIGHS			
Statistic	No.	Opponent	Date
Points	41	Team Bradford	February 15, 2025
FG Made	14	Team Hillmon	March 24, 2023
FG Attempts	28	Team Williams	February 23, 2023
3-Pt. FG Made	6	Team Brown	February 26, 2022
3-Pt. FG Attempts	11	Two times	
FT Made	15	Team Harrison	March 4, 2023
FT Attempts	17	Team Harrison	March 4, 2023
Rebounds	12	Team Brown	February 11, 2022
Assists	16	Team Gray	March 3, 2024
Turnovers	7	Three times	
Blocks	1	Five times	
Steals	7	Team Bradford	February 15, 2025
Minutes	45	Two times	
Leaderboard Points	941	Team Bradford	February 15, 2025

GAME-BY-GAME LOGS

Date	Opponent	LPTS	GP	GS	MP	FGM	FGA	3FGM	3FGA	FTM	FTA	OR	DR	REB	FC	FD	A	TO	BLK	STL	PTS	Notes
February 4	Eclipse	101	1	1	37	8	20	0	4	2	4	0	7	7	2	9	3	5	0	3	18	
February 6	Rhythm	548	1	1	40	8	24	0	3	5	5	3	4	7	2	5	6	2	0	1	21	MVP 1
February 7	Glow	214	1	1	39	7	21	0	5	9	14	1	6	7	1	8	3	7	0	0	23	MVP 3
February 11	Rhythm	824	1	1	27	11	15	0	1	9	10	0	0	0	0	6	8	0	0	1	31	MVP 1
February 13																						
February 14																						
February 18																						
February 20																						
February 21																						
February 25																						
February 26																						
March 1																						

1

GLOW 86, RHYTHM 73

FEBRUARY 4, 2026

Rhythm 73 • 0-1

#	Player	Total		3-Ptr		Rebounds			PF	TP	A		TO	Bk	Stl	Min
		FG-FGA	FT-FTA	FG-FGA	FT-FTA	Off	Def	Tot								
09	Brianna Turner	f	3-8	1-3	0-0	2	9	11	3	7	3	2	2	1	35	
04	Lexie Brown		0-0	0-0	0-0	0	0	0	1	0	1	1	0	0	3	
10	Bree Hall	g	6-14	3-8	2-3	0	4	4	3	17	0	3	1	1	23	
11	Kia Nurse		7-23	3-9	5-6	1	3	4	1	22	2	1	0	0	28	
34	Shey Peddy	g	0-3	0-2	2-2	0	2	2	5	2	4	3	0	0	23	
00	Jaylyn Sherrod		2-7	0-2	3-4	0	1	1	1	7	1	1	0	3	18	
06	Aaliyah Nye		2-7	1-3	2-2	0	3	3	3	7	1	3	1	0	25	
08	Sequoia Holmes		0-5	0-3	0-0	0	1	1	1	0	0	2	0	0	9	
30	Rebecca Harris		1-2	0-0	0-0	1	0	1	1	2	0	0	0	0	5	
33	Natasha Mack		4-6	0-0	1-1	4	10	14	2	9	1	0	3	4	31	
Team						1	2	3								
Totals			25-75	8-30	15-18	9	35	44	21	73	13	16	7	9	200	
1st FG %:		5-21	23.8%	2nd 7-19	36.8%	3rd 7-15	46.7%	4th 6-30	30.0%	Game 25-75	33.3%	Deadball				
3FG %:		2-9	22.2%	2-9	22.2%	1-3	33.3%	3-9	33.3%	8-30	26.7%	Rebounds				
FT %:		1-1	100.0%	4-4	100.0%	6-7	85.7%	4-6	66.7%	15-18	83.3%	3				

Glow 86 • 1-0

#	Player	Total		3-Ptr		Rebounds			PF	TP	A		TO	Bk	Stl	Min
		FG-FGA	FT-FTA	FG-FGA	FT-FTA	Off	Def	Tot								
05	NaLyssa Smith	f	6-9	1-1	3-7	4	12	16	3	16	1	2	0	1	31	
31	Tina Charles	c	8-14	0-1	1-1	1	8	9	2	17	1	2	1	1	31	
01	Te-Hina Paopao	g	3-6	2-4	0-0	0	2	2	4	8	3	0	0	2	27	
17	Grace Berger		0-1	0-0	0-0	0	0	0	2	0	0	2	0	0	11	
77	Ariel Atkins	g	4-11	2-5	2-2	0	4	4	1	12	1	3	0	4	30	
14	Zia Cooke		6-14	2-5	2-2	0	4	4	1	16	1	2	1	1	19	
15	Jacy Sheldon		2-5	0-1	0-0	0	2	2	3	4	2	1	0	0	19	
22	JoJo Lacey		0-2	0-1	0-0	1	0	1	0	0	0	1	0	0	5	
25	Deja Kelly		1-6	0-2	1-2	0	4	4	1	3	1	0	0	1	15	
42	Emma Cannon		2-6	1-4	5-6	1	4	5	1	10	2	1	0	0	12	
Team						3	1	4								
Totals			32-74	8-24	14-20	10	41	51	18	86	12	14	2	10	200	
1st FG %:		12-20	60.0%	2nd 3-15	20.0%	3rd 7-21	33.3%	4th 10-18	55.6%	Game 32-74	43.2%	Deadball				
3FG %:		4-7	57.1%	1-7	14.3%	1-4	25.0%	2-6	33.3%	8-24	33.3%	Rebounds				
FT %:		5-8	62.5%	4-6	66.7%	2-2	100.0%	3-4	75.0%	14-20	70.0%	3				

Officials: Gerda Gatting (CC), KD Versoza, Kenzie Murray

Technical fouls: Rhythm-None, Glow-None.

Attendance:

Fouled Out: n/a

MEMO: N. Smith sets AU Pro Basketball Opening Night record with 16 rebounds

Score by periods	1st	2nd	3rd	4th	Total
Rhythm	13	20	21	19	73
Glow	33	11	17	25	86

Points

In Paint

Off T/O

2nd Chance

Fast Break

Bench

649

26

9

10

11

25

648

38

14

14

6

33

Score tied - 2 times.

Lead changed - 0 times.

Last FG - 649 4th-00:35, 648 4th-00:22.

Largest lead - 649 None, 648 by 23 2nd-08:38.

649 led for 00:00, 648 led for 39:18. Game was tied for 00:42.

2

ECLIPSE 101, GOLD RUSH 83  
FEBRUARY 4, 2026

Gold Rush 83 • 0-1

#	Player	Total		3-Ptr		Rebounds			PF	TP	A		TO	Bk	Stl	Min
		FG-FGA	FT-FTA	FG-FGA	FT-FTA	Off	Def	Tot								
02	Isabelle Harrison	f	1-5	0-0	2-4	2	0	2	0	4	0	0	0	0	7	
40	Kiah Stokes	c	2-6	0-2	2-2	2	7	9	3	6	0	0	3	2	32	
13	Sarah Ashlee Barker	g	2-7	1-3	1-2	2	6	8	4	6	3	1	0	0	29	
16	Bria Hartley	g	4-8	3-6	0-0	0	2	2	2	11	3	3	0	0	17	
99	Odyssey Sims	g	8-20	0-4	2-4	0	7	7	2	18	3	5	0	3	37	
18	Teana Muldrow		6-7	2-3	1-1	1	3	4	6	15	1	3	0	0	23	
23	Aerial Powers		6-14	1-4	4-6	2	2	4	2	17	2	1	0	3	28	
28	Dorie Harrison		1-5	0-1	0-0	2	3	5	6	2	1	2	0	0	11	
41	Alaina Coates		1-2	0-0	0-0	1	0	1	0	2	0	0	0	0	4	
75	Air Hearn		1-2	0-0	0-0	0	0	0	0	2	1	2	1	1	12	
Team						2	3	5								
Totals			32-76	7-23	12-19	14	33	47	25	83	14	20	4	9	200	
1st FG %:		10-24	41.7%	2nd 8-15	53.3%	3rd 9-23	39.1%	4th 5-14	35.7%	Game 32-76	42.1%	Deadball				
3FG %:		1-5	20.0%	2-9	22.2%	2-6	33.3%	7-23	30.4%	15-18	83.3%	Rebounds				
FT %:		4-5	80.0%	4-10	40.0%	2-2	100.0%	12-19	63.2%	24-35	68.6%	6				

Eclipse 101 • 1-0

#	Player	Total		3-Ptr		Rebounds			PF	TP	A		TO	Bk	Stl	Min
FG-FGA	FT-FTA	FG-FGA	FT-FTA	Off	Def	Tot										
07	Alysha Clark	f	4-9	1-5	0-0	2	1	3	2	9	5	0	0	1	24	
24	Aneesah Morrow	f	4-10	0-3	6-9	0	13	13	0	14	1	2	1	3	23	
21	Mercedes Russell	c	3-5	0-0	1-4	1	2	3	5	7	1	2	0	1	21	
20	Kaitlyn Chen	g	3-6	0-2	4-6	3	2	5	0	10	4	2	0	0	25	
35	Rebekah Gardner	g	6-8	2-3	3-3	2	2	4	2	17	1	1	0	2	21	
12	McKenzie Forbes		1-3	1-3	0-0	0	0	0	1	3	3	0	0	0	16	
26	Kiara Leslie		1-7	1-3	2-2	2	2	4	3	5	2	2	0	0	16	
32	Asia Taylor		7-11	0-1	8-9	0	5	5	3	22	2	1	1	1	19	
69	Kierstan Bell		4-11	2-7	0-2	2	3	5	1	10	1	1	0	2	20	
88	Kayana Traylor		2-7	0-3	0-0	0	0	0	4	4	1	0	0	1	15	
Team						3	1	4								
Totals			35-77	7-30	24-35	15	31	46	21	101	21	12	2	11	200	
1st FG %:		10-20	50.0%	2nd 8-20	40.0%	3rd 8-18	44.4%	4th 9-19	47.4%	Game 35-77	45.5%	Deadball				
3FG %:		3-8	37.5%	2-9	22.2%	2-7	28.6%	6-10	60.0%	7-30	23.3%	Rebounds				
FT %:		5-7	71.4%	7-10	70.0%	6-8	75.0%	24-35	68.6%	24-35	68.6%	5				

Officials: Blanca Burns (CC), Genesis Perrymond, Stacie Blow  
Technical fouls: Gold Rush-Teana Muldrow; TEAM: Eclipse-None.  
Attendance:  
Fouled Out: D. Harrison (6:36, 4th); T. Muldrow (4:02, 4th)  
TECHNICAL FOUL: T. Muldrow (4:02, 4th)  
NON-SPORTSMANLIKE TECHNICAL FOUL: Gold Rush (0:43, 4th)

Score by periods	1st	2nd	3rd	4th	Total
Gold Rush	25	22	22	14	83
Eclipse	28	25	24	24	101

Points

In Paint

Off T/O

2nd Chance

Fast Break

Bench

647

44

10

14

15

38

650

52

21

20

17

44

Score tied - 5 times.  
Lead changed - 5 times.

Last FG - 647 4th-00:54, 650 4th-00:23.  
Largest lead - 647 by 2 1st-09:04, 650 by 19 4th-03:03.  
647 led for 00:38, 650 led for 36:43. Game was tied for 02:14.

5 ECLIPSE 80, RHYTHM 76 FEBRUARY 7, 2026

Eclipse 80 • 3-0																
#	Player		Total		3-Ptr	Rebounds			PF	TP	A	TO	Bk	Stl	Min	
			FG-FGA	FT-FGA	FG-FGA	FT-FTA	Off	Def								Tot
07	Alysha Clark	f	2-9	1-3	4-4	1	4	5	3	9	5	0	0	0	31	
24	Aneeshah Morrow	f	7-17	0-1	2-3	2	3	5	3	16	0	1	0	2	26	
21	Mercedes Russell	c	5-14	0-0	0-0	6	10	16	3	10	2	1	0	3	32	
20	Kaitlyn Chen	g	6-11	3-5	0-0	3	1	4	1	15	3	3	0	1	31	
35	Rebekah Gardner	g	3-6	0-2	2-2	1	3	4	1	8	6	2	0	1	32	
12	McKenzie Forbes		1-4	1-2	0-0	0	0	0	1	3	0	0	2	0	8	
26	Kiara Leslie		0-3	0-2	0-0	1	3	4	0	1	1	1	0	0	7	
69	Kierstan Bell		5-11	2-6	0-0	0	1	1	2	12	1	1	2	0	20	
88	Kayana Traylor		3-3	1-1	0-0	0	1	1	1	7	2	1	0	0	13	
Team						0	0	0								
Totals				32-78	8-22	8-9	14	26	40	16	80	20	10	4	7	200
1st-FG %: 10-19 52.6% 2nd-7:21 33.3% 3rd-8:18 44.4% 4th-7:30 35.0% Game-32:78 41.0% Deadball Rebounds 3																
3FG %: 4-9 44.4% 2-5 40.0% 1-5 20.0% 1-3 33.3% 8-22 36.4% 8-9 88.9%																
FT %: 2-2 100.0% 1-1 100.0% 3-4 75.0% 2-2 100.0%																

Rhythm 76 • 0-3																	
#	Player		Total		3-Ptr	Rebounds					PF	TP	A	TO	Bk	Stl	Min
			FG-FGA	FT-FGA	FG-FGA	FT-FTA	Off	Def	Tot								
09	Brianna Turner	f	1-1	0-0	0-0	0	1	1	1	2	0	4	0	0	0	15	
33	Natasha Mack	f	5-7	0-0	1-2	4	9	13	0	11	0	1	5	0	0	25	
40	Lexie Brown	g	0-2	0-1	0-0	0	2	2	2	0	1	0	0	0	0	8	
11	Kia Nurse	g	2-9	1-6	5-7	1	2	3	1	10	2	5	0	0	0	31	
34	Shay Peddy	g	0-3	0-2	0-0	0	2	2	1	0	2	0	0	0	0	19	
00	Jaylyn Sherrod		5-12	0-1	4-5	2	5	7	3	14	5	2	0	1	0	28	
06	Aaliyah Nye		5-10	2-5	0-0	0	1	1	1	12	1	1	0	1	0	25	
08	Sequoia Holmes		1-8	0-2	0-0	2	4	6	2	2	1	0	0	0	1	14	
10	Bree Hall		10-14	2-5	3-7	2	3	5	0	25	2	1	0	0	0	30	
30	Rebecca Harris		0-1	0-0	0-0	1	1	2	0	0	0	0	0	0	0	5	
Team						3	0	3									
Totals				29-67	5-22	13-21	15	30	45	11	76	12	18	5	3	200	
1st-FG %: 8-24 33.3% 2nd-7:16 43.8% 3rd-9:14 64.3% 4th-5:13 38.5% Game-29:67 43.3% Deadball Rebounds 5																	
3FG %: 0-6 0.0% 1-6 16.7% 2-5 40.0% 2-5 40.0% 5-22 22.7% 13-21 61.9%																	
FT %: 1-2 50.0% 3-3 100.0% 3-6 50.0% 6-10 60.0%																	

Officials: KD Versoza (CC), Ashley Birch, Kenzie Murray  
Technical fouls: Eclipse-None. Rhythm-None.  
Attendance:  
Fouled Out: n/a  
MEMO: Eclipse is 9th team in AU history to win 3 games in single week  
MEMO: Eclipse is 6th team in AU history to win game despite losing 3 quarters  
MEMO: Rhythm is 12th team in AU history to lose 3 games in single week

Score by periods	1st	2nd	3rd	4th	Total
Eclipse	26	17	20	17	80
Rhythm	17	18	23	18	76

Points	In Paint	Off T/O	2nd Chance	Fast Break	Bench
650	40	21	6	18	22
649	42	7	15	17	53

Last FG - 650 4th-00:11, 649 4th-01:56.  
Largest lead - 650 by 18 1st-04:32, 649 None.  
650 led for 38:46, 649 led for 00:00. Game was tied for 00:40.

7 GLOW 110, RHYTHM 89 FEBRUARY 11, 2026

Rhythm 89 • 0-1															
#	Player	Total		3-Ptr		Rebounds			PF	TP	A	TO	Bk	Stl	Min
		FG-FGA	FT-FGA	FG-FGA	FT-FTA	Off	Def	Total							
05	NaLyssa Smith	f	8-15	0-1	1-3	4	2	6	1	17	2	1	2	0	29
24	Aneeshah Morrow	f	6-21	1-5	7-8	8	8	16	0	20	2	1	2	1	34
14	Zia Cooke	g	7-21	2-8	7-9	1	4	5	3	23	4	1	0	2	33
23	Aerial Powers		1-4	0-2	0-0	0	0	0	2	2	0	0	1	0	19
88	Kayana Traylor	g	1-2	1-1	2-2	0	3	3	3	5	2	2	0	3	24
12	Sequoia Holmes		1-2	1-2	0-0	0	1	1	0	3	0	2	0	0	10
09	Brianna Turner		0-0	0-0	0-0	2	0	2	2	0	0	1	1	0	15
25	Deja Kelly		2-7	0-1	0-0	1	1	2	2	4	0	0	0	2	18
32	Asia Taylor		4-5	1-1	6-6	1	3	4	1	15	2	2	0	0	18
Team						0	1	1							
Totals			30-77	6-21	23-28	17	23	40	14	89	11	12	5	7	200
1st-FG %: 6-18 33.3% 2nd-9:21 42.9% 3rd-8:20 40.0% 4th-7:18 38.9% Game-30:77 39.0% Deadball Rebounds 2															
3FG %: 3-5 60.0% 2-7 28.6% 0-4 0.0% 1-5 20.0% 6-21 28.6%															
FT %: 1-2 50.0% 5-5 100.0% 0-0 0.0% 11-15 73.3%															

Glow 110 • 1-0																	
#	Player		Total		3-Ptr		Rebounds				PF	TP	A	TO	Blk	Stl	Min
			FG-FGA	FT-FGA	FG-FGA	FT-FTA	Off	Def	Tot								
33	Natasha Mack	f	3-6	0-0	3-5	2	13	15	1	9	3	1	6	0		23	
13	Sarah Ashlee Barker	g	5-8	1-2	2-2	0	4	4	1	13	3	1	0	0		24	
35	Rebekah Gardner	g	5-6	2-2	0-0	1	3	4	3	12	4	2	0	1		23	
69	Kierstan Bell	g	4-9	3-6	1-2	0	2	2	2	12	0	2	0	0		20	
00	Odyssey Sims	g	11-15	0-1	9-10	0	0	0	0	31	8	0	0	1		27	
04	Lexie Brown		3-6	0-3	0-0	0	1	1	2	6	1	1	0	1		17	
12	McKenzie Forbes		4-6	3-5	0-0	0	1	1	1	11	2	1	0	1		17	
17	Grace Berger		1-5	0-0	0-0	2	1	3	2	2	4	2	0	0		13	
28	Dorie Harrison		4-7	1-1	0-0	0	2	2	2	9	0	1	0	0		17	
42	Emma Cannon		2-4	1-2	0-0	0	5	5	4	5	0	1	0	0		19	
Team						2	1	3									
Totals				42-72	11-22	15-19	7	33	40	18	110	25	13	6	4		200

Officials: RJ Johnson (CC), Matt Rafferty, Stacie Bow  
Technical fouls: Rhythm-None. Glow-None.  
Attendance:  
Fouled Out: n/a  
MEMO: O. Sims becomes 1st player in AU history w/25,000 career leaderboards pts  
MEMO: N. Mack ties AU Pro Basketball single-game record with 6 blocked shots

Score by periods	1st	2nd	3rd	4th	Total
Rhythm	22	25	16	26	89
Glow	34	25	29	22	110

Points	In Paint	Off T/O	2nd Chance	Fast Break	Bench
653	42	9	19	12	22
652	50	12	9	21	33

Last FG - 653 4th-00:58, 652 4th-00:25.  
Largest lead - 653 None, 652 by 27 3rd-00:29.  
653 led for 00:00, 652 led for 39:01. Game was tied for 00:55.

6 GLOW 83, GOLD RUSH 78 FEBRUARY 7, 2026

Glow 83 • 2-1																
#	Player		Total		3-Ptr	Rebounds			PF	TP	A	TO	Bk	Stl	Min	
			FG-FGA	FG-FGA	FT-FTA	Off	Def	Tot								
05	NaLyssa Smith	f	3-7	0-0	0-2	0	3	3	3	6	0	2	1	0	25	
31	Tina Charles	c	6-12	0-0	3-4	1	7	8	1	15	0	4	0	0	34	
01	Te-Hina Paopao	g	1-6	1-6	0-0	0	3	3	4	3	5	2	1	2	19	
14	Zia Cooke	g	5-11	2-4	0-0	3	1	4	0	12	6	0	0	2	28	
77	Ariel Atkins	g	7-17	3-5	2-2	2	6	8	4	19	5	4	0	5	32	
15	Jacy Sheldon		5-9	1-4	1-2	0	1	1	0	12	1	1	0	0	18	
17	Grace Berger		0-0	0-0	2-2	0	1	1	0	2	1	0	0	0	8	
22	JoJo Lacey		0-1	0-1	0-0	0	0	0	0	0	1	0	0	0	3	
25	Deja Kelly		0-2	0-0	0-0	0	1	1	3	0	1	3	0	0	15	
42	Emma Cannon		5-8	2-4	2-3	0	5	5	1	14	0	1	0	2	18	
	Team					3	0	3								
Totals			32-73	9-24	10-15	9	28	37	16	83	20	17	2	11	200	
1st: FG %: 10-18			55.6%	2nd: 6-17	35.3%	3rd: 6-18	33.3%	4th: 10-20	50.0%	Game: 32-73		43.8%	Deadball			
3FG %: 4-7			57.1%	1-3	33.3%	1-9	11.1%	3-5	60.0%	9-24		37.5%	Rebounds			
FT %: 2-3			66.7%	1-8	87.5%	1-2	50.0%	0-2	0.0%	10-15		66.7%	2			